

BART POLICE DEPARTMENT



November 2020

MONTHLY REPORT



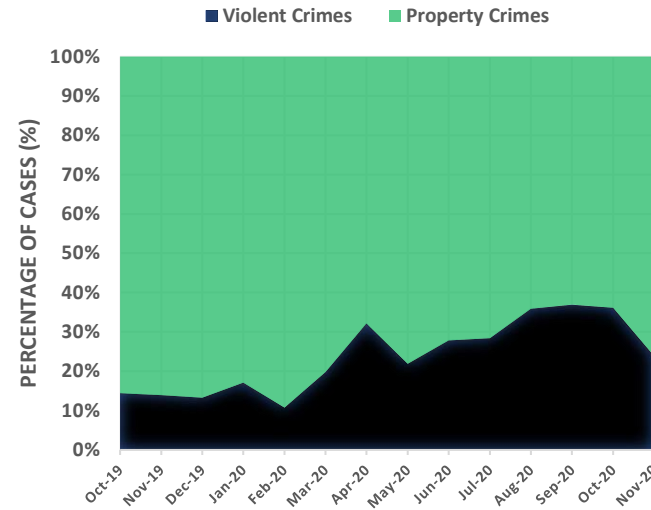
Bay Area Rapid Transit Police Department

101 8th St, Oakland, CA, 94607 (510) 464-7000 www.bart.gov/police

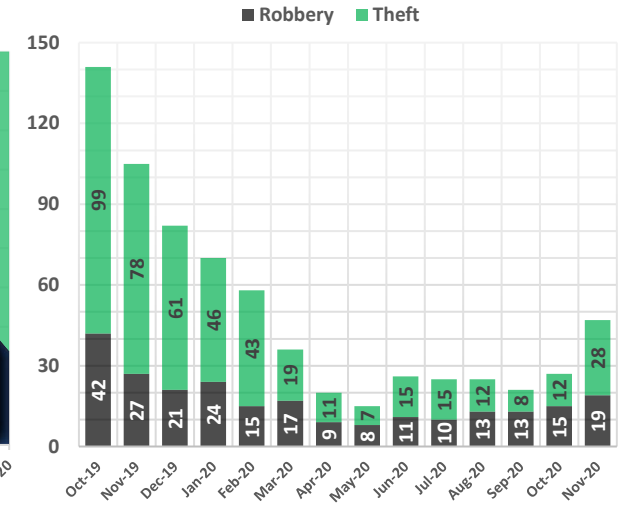
November 2020 Performance Measurement Review - **Systemwide**

PART 1 UCR Crime	2014	2015	2016	2017	2018	2019	YTD 2019	YTD 2020	PCT %
Homicide	0	1	1	0	3	2	2	0	-100%
Rape	2	3	4	8	3	7	6	5	-17%
Robbery	153	161	232	290	345	378	349	233	-33%
Aggravated Assault	71	73	93	125	130	112	104	86	-17%
Violent Crime Subtotal	226	238	330	423	481	499	461	324	-30%
Burglary (Structural)	7	4	12	15	18	16	15	12	-20%
Larceny & Auto Burglary	2,597	2,325	2,217	2,593	2,565	3,177	2,954	989	-67%
Auto Theft	522	480	480	420	348	247	223	95	-57%
Arson	0	0	1	4	4	4	4	4	0%
Property Crime Subtotal	3,126	2,809	2,710	3,032	2,935	3,444	3,196	1,100	-66%
TOTAL	3,352	3,047	3,040	3,455	3,416	3,943	3,657	1,424	-61%

PART 1 CRIME OVERALL

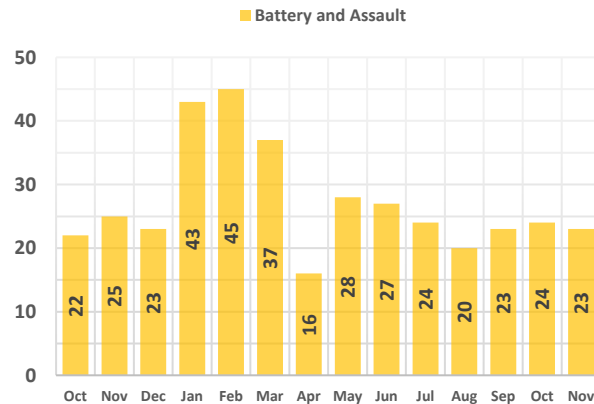


ELECTRONIC THEFT

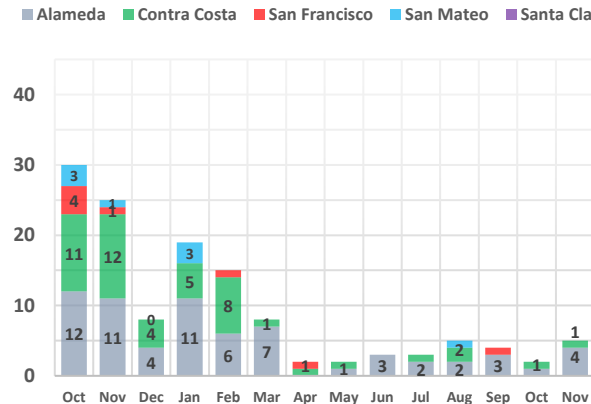


Part 1 Crimes: Top Five Stations
 November 2020 M10/OWS M50/SSS M20/MOS M90/DCS M16/EMS
 Full Year 2019 A30/COS A60/HAS M10/OWS A20/FVS A40/SLS

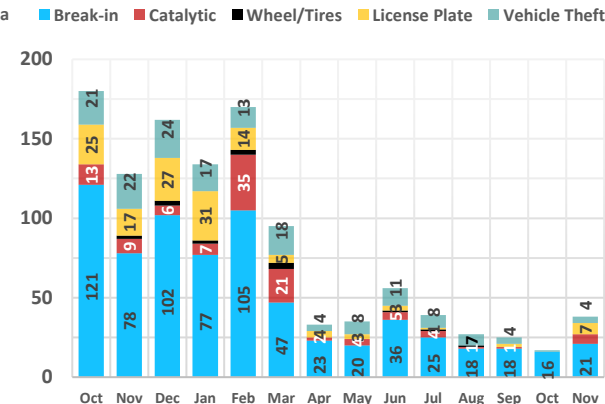
BATTERY & ASSAULT ON BART



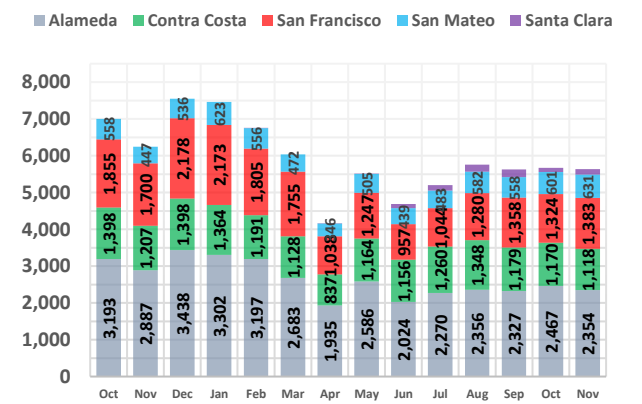
BICYCLE THEFT



VEHICLE CRIME



CALLS TO DISPATCH



Preface: The data is retrieved from the BART Police Database and remains unaudited until corrections. Numbers may differ from the reported data in the Uniform Crime Reporting (UCR) program. Late reporting, the reclassification or unfounding of crimes, can affect crime statistics. Overtime costs are projected numbers. Information in the on the Performance Measurements are subject to change.

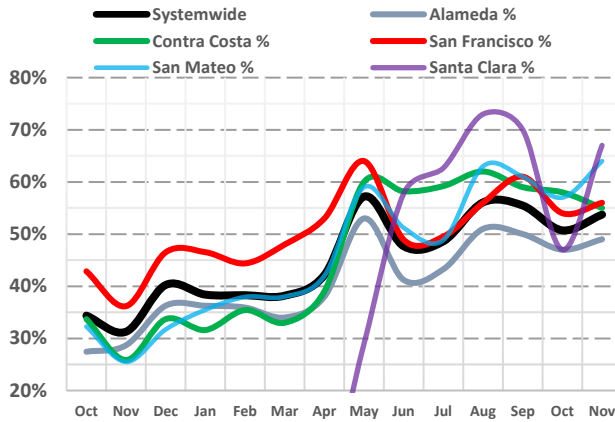


Bay Area Rapid Transit Police Department

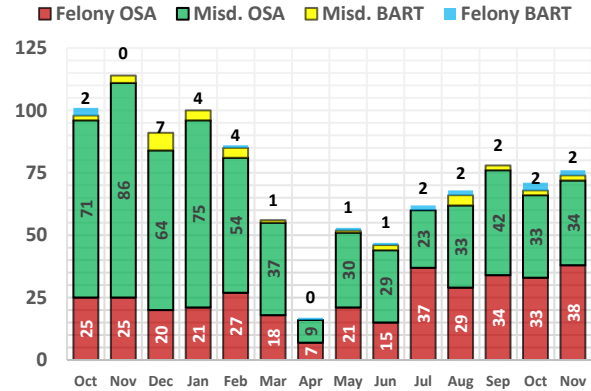
101 8th St, Oakland, CA, 94607 (510) 464-7000 www.bart.gov/police

November 2020 Performance Measurement Review - Systemwide

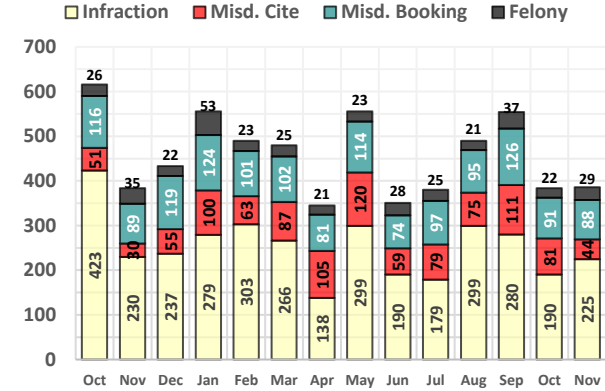
OFFICER-INITIATED INCIDENTS



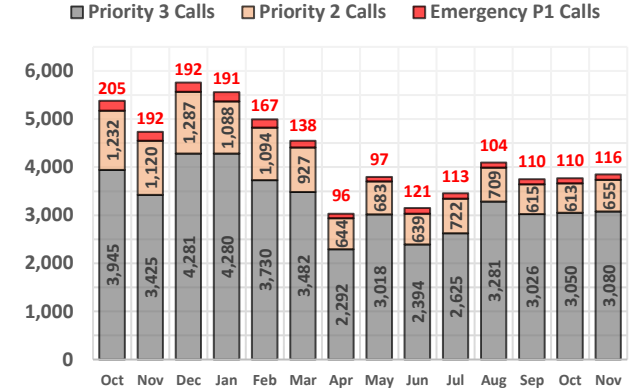
WARRANT ARRESTS



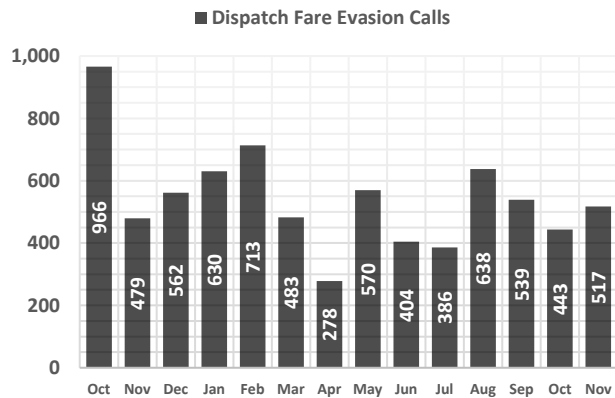
ALL BOOKINGS & ARRESTS



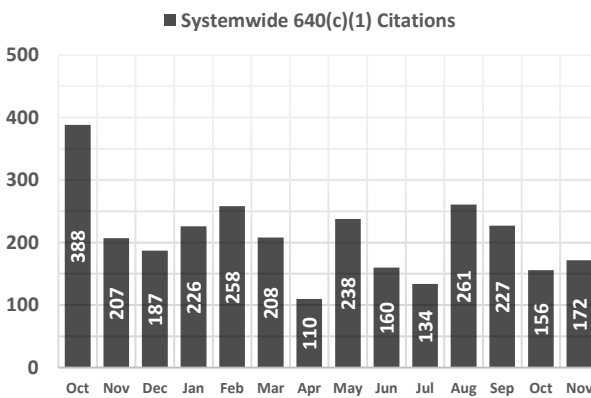
PRIORITY TYPE 1 - 3 CALLS



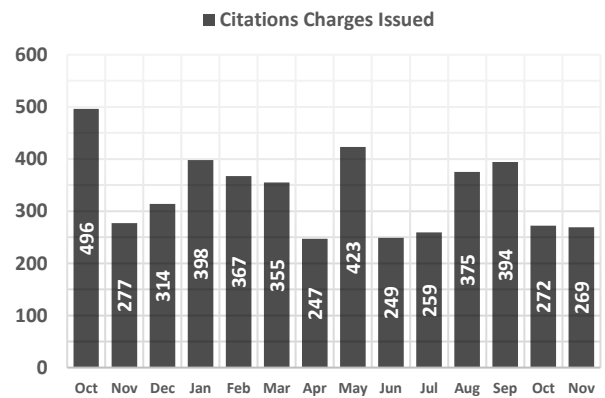
FARE EVASION CAD CALLS



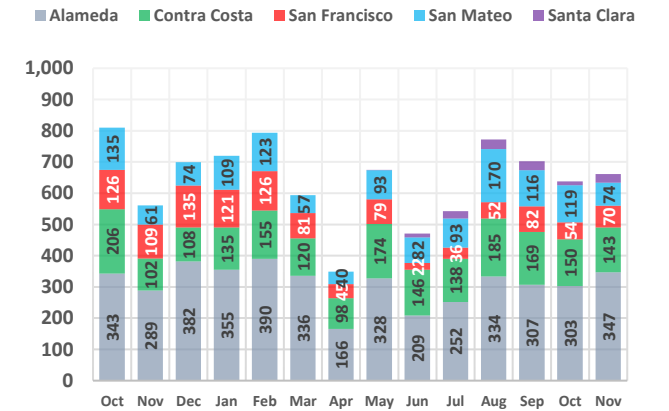
FARE EVASION CITATIONS



ALL CITATIONS



FIELD INTERVIEWS



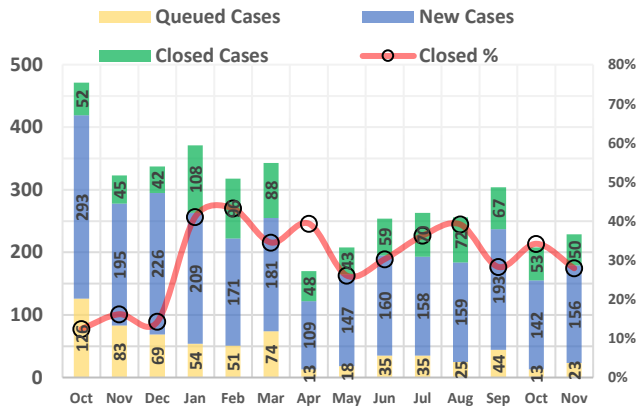


Bay Area Rapid Transit Police Department

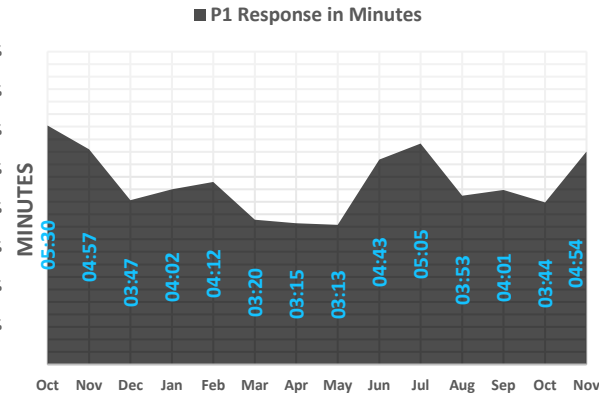
101 8th St, Oakland, CA, 94607 (510) 464-7000 www.bart.gov/police

November 2020 Performance Measurement Review - Systemwide

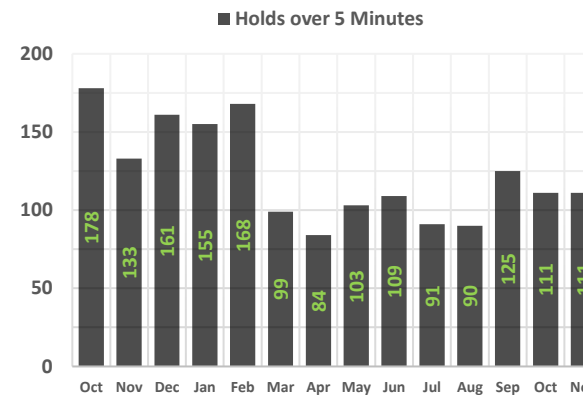
INVESTIGATIONS CASELOAD %



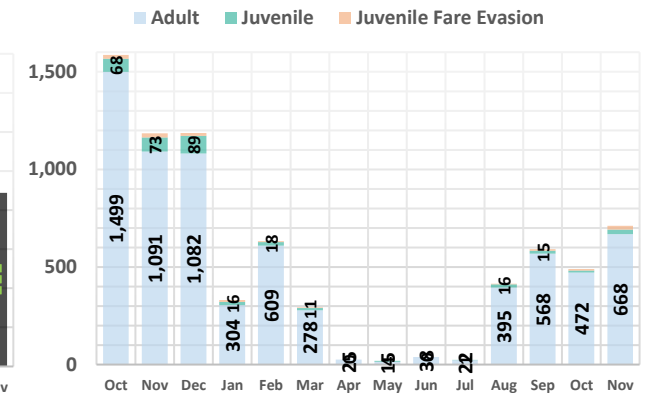
SYSTEM RESPONSE TIME (P1) AVG



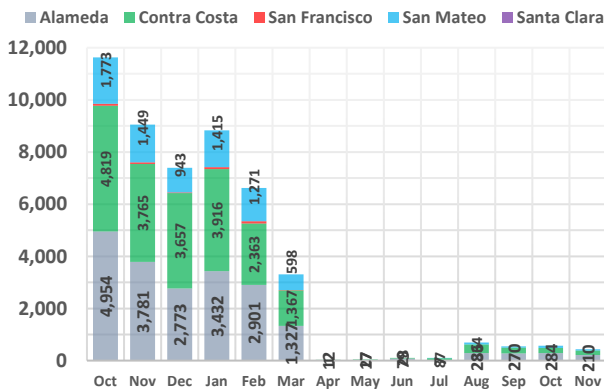
POLICE TRAIN HOLDS



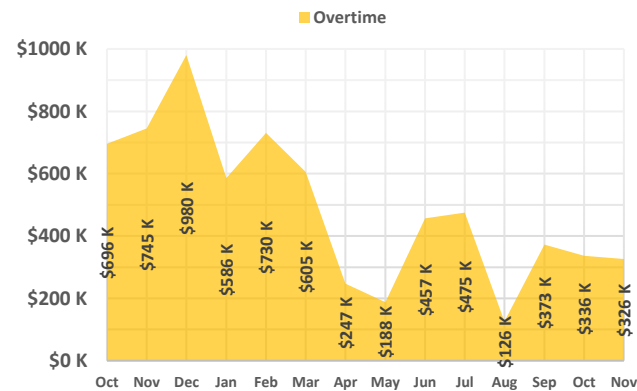
PROOF OF PAYMENT CITATIONS



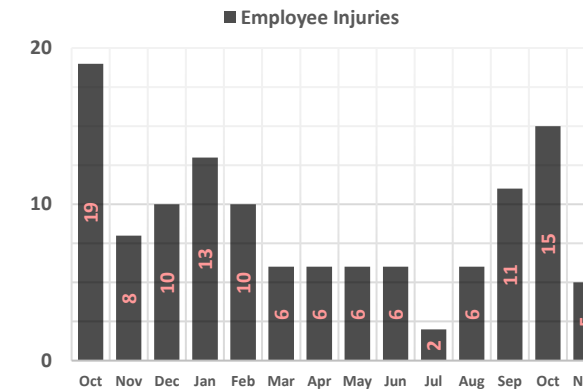
PARKING CITATIONS



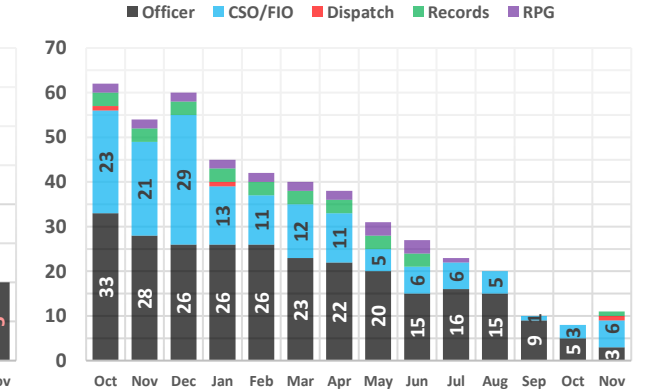
OVERTIME UTILIZATION (IN THOUSANDS)



EMPLOYEE INJURIES



VACANCIES



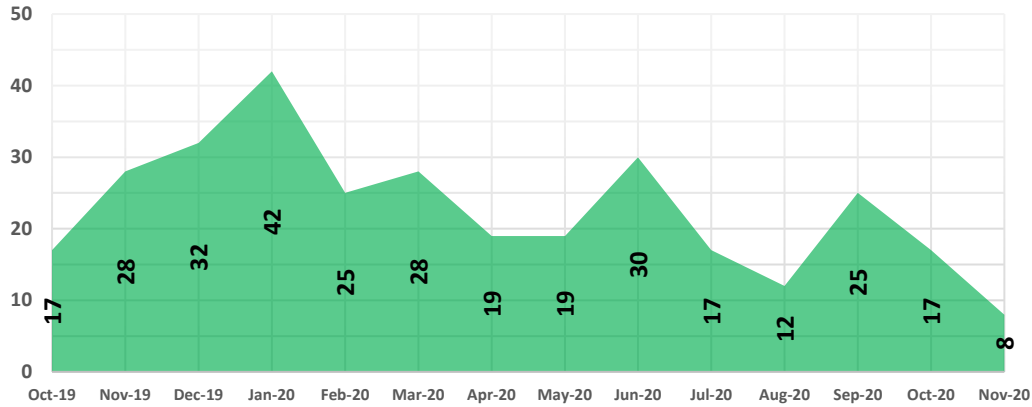


Bay Area Rapid Transit Police Department

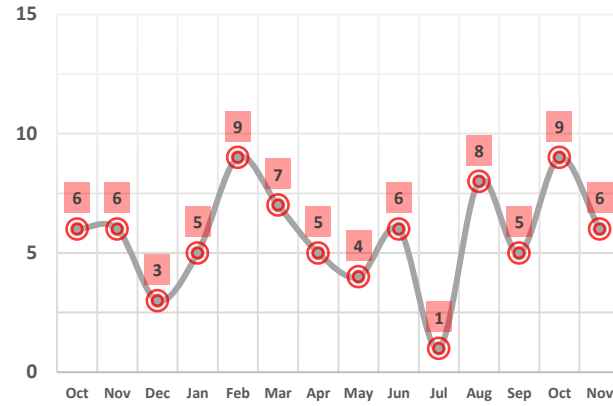
101 8th St, Oakland, CA, 94607 (510) 464-7000 www.bart.gov/police

November 2020 Performance Measurement Review - Systemwide

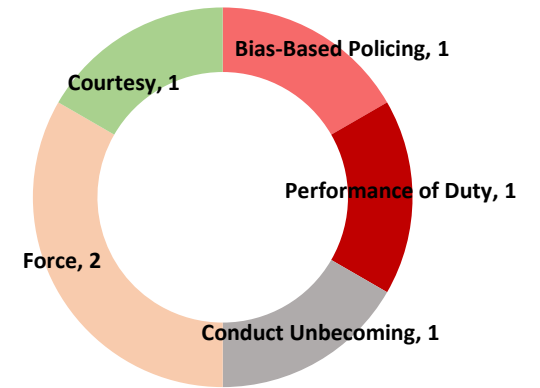
AB716 - PROHIBITION ORDERS



INTERNAL AFFAIRS COMPLAINTS

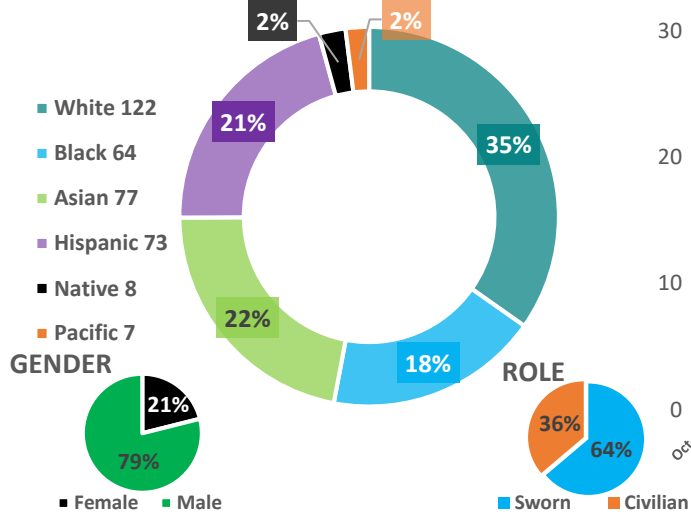


IA COMPLAINTS RECEIVED¹

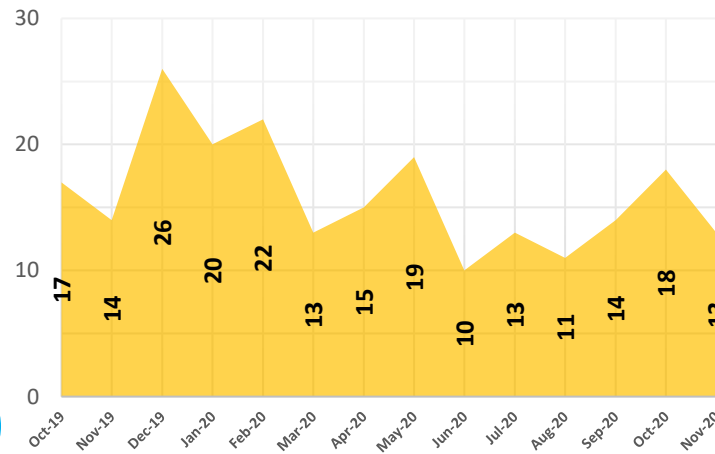


1: Each incident could contain more than one allegation. This chart reflects the most significant allegation per

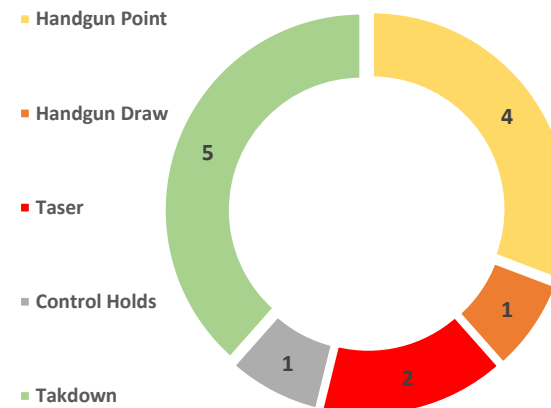
DEPARTMENT ETHNIC DIVERSITY



USE OF FORCE INCIDENTS

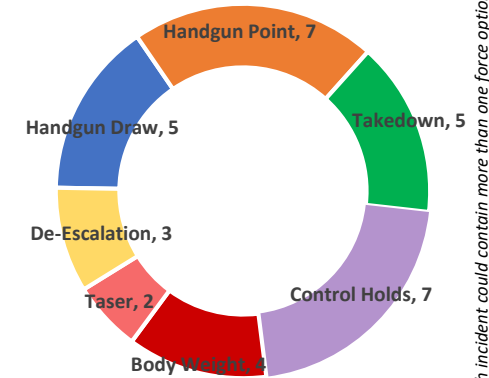


INCIDENT FORCE OPTIONS USED²



2: Some incidents involved the use of multiple force options. If two officers involved in the same incident used the same force option, this data would reflect both officers. As an example, if two officers used control holds in the same incident, this data would reflect two separate control holds.

TYPES OF FORCE USED³



3: Each incident could contain more than one force option. This chart reflects most significant force options used per incident.



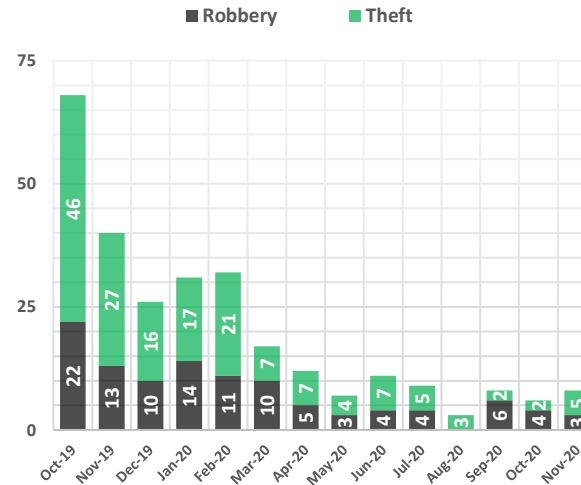
Bay Area Rapid Transit Police Department

101 8th St, Oakland, CA, 94607 (510) 464-7000 www.bart.gov/police

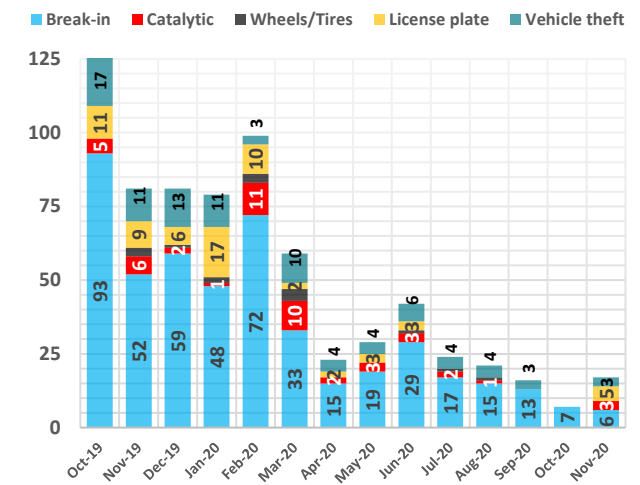
November 2020 Performance Measurement Review - Alameda County

PART 1 UCR Crime	2017	2018	2019	YTD 2019	YTD 2020	PCT %
Homicide	0	2	1	2	0	-100%
Rape	6	3	2	2	3	+50%
Robbery	191	211	229	212	115	-46%
Aggravated Assault	73	87	52	48	48	0%
Violent Crime Subtotal	270	303	284	264	166	-37%
Burglary (Structural)	8	11	13	13	9	-31%
Larceny & Auto Burglary	1,471	1,262	1,634	1,539	561	-64%
Auto Theft	266	201	149	136	52	-62%
Arson	2	3	5	5	2	-60%
Property Crime Subtotal	1,747	1,477	1,801	1,693	624	-63%
TOTAL	2,017	1,780	2,085	1,957	790	-60%

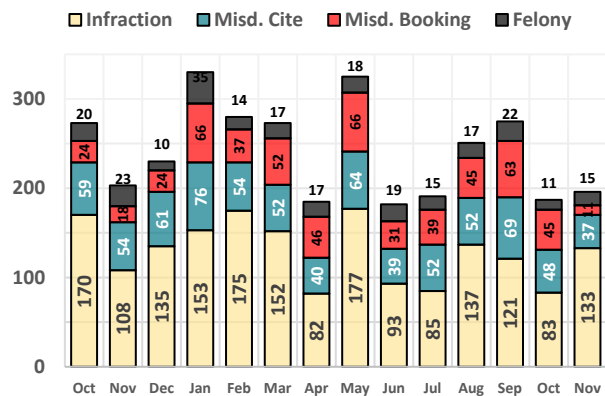
ALAMEDA ELECTRONIC THEFT



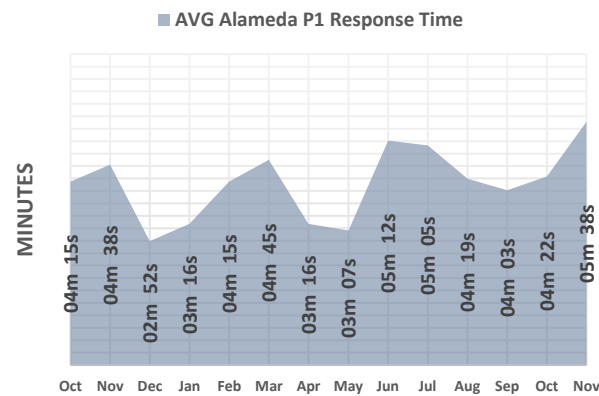
ALAMEDA VEHICLE CRIME



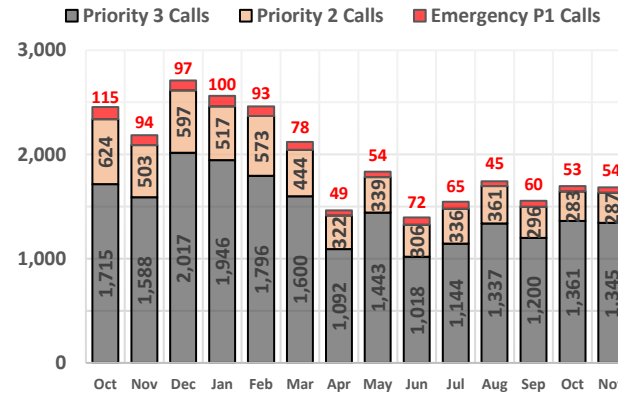
ALAMEDA ARRESTS & CITATIONS



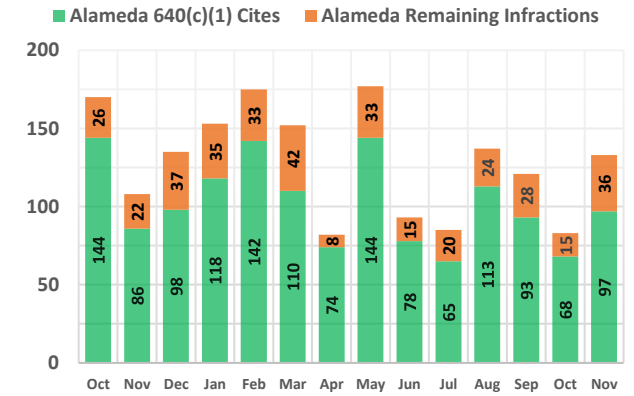
RESPONSE TIME (P1) AVG



ALAMEDA PRIORITY 1 - 3 CALLS



ALAMEDA FARE EVASION



Preface: The data is retrieved from the BART Police Database and remains unaudited until corrections. Numbers may differ from the reported data in the Uniform Crime Reporting (UCR) program.

Late reporting, the reclassification or unfinding of crimes, can affect crime statistics. Overtime costs are projected numbers. Information in the on the Performance Measurements are subject to change.



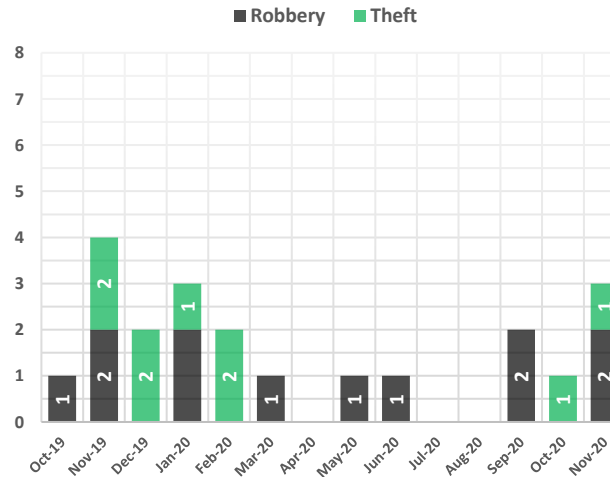
Bay Area Rapid Transit Police Department

101 8th St, Oakland, CA, 94607 (510) 464-7000 www.bart.gov/police

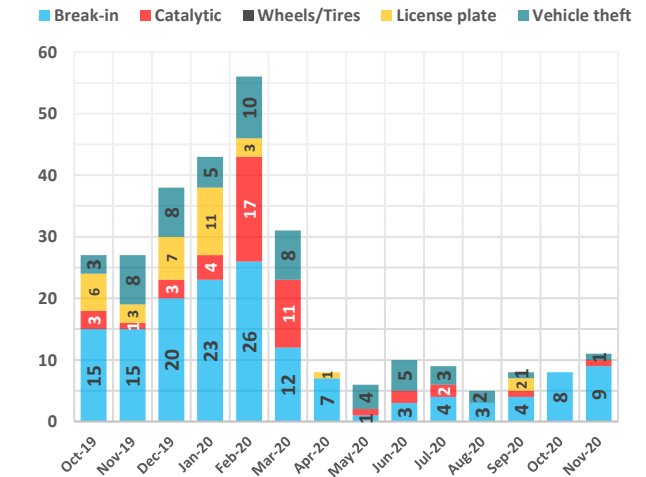
November 2020 Performance Measurement Review - Contra Costa County

PART 1 UCR Crime	2017	2018	2019	YTD 2019	YTD 2020	PCT %
Homicide	0	1	0	0	0	-%
Rape	1	0	4	4	0	-100%
Robbery	35	29	34	33	21	-36%
Aggravated Assault	23	20	23	20	15	-25%
Violent Crime Subtotal	59	50	61	57	36	-37%
Burglary (Structural)	2	1	2	2	1	-50%
Larceny & Auto Burglary	675	669	592	552	193	-65%
Auto Theft	134	124	81	73	39	-47%
Arson	3	1	0	0	0	-%
Property Crime Subtotal	814	795	675	627	233	-63%
TOTAL	873	845	736	684	269	-61%

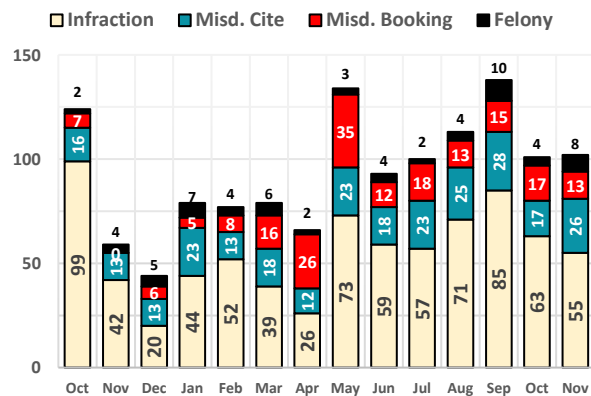
CONTRA COSTA ELECTRONIC THEFT



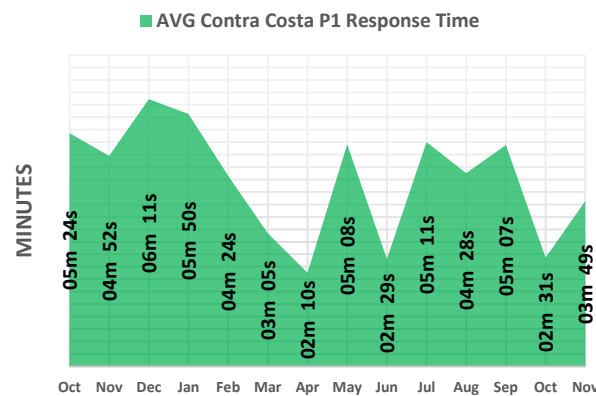
CONTRA COSTA VEHICLE CRIME



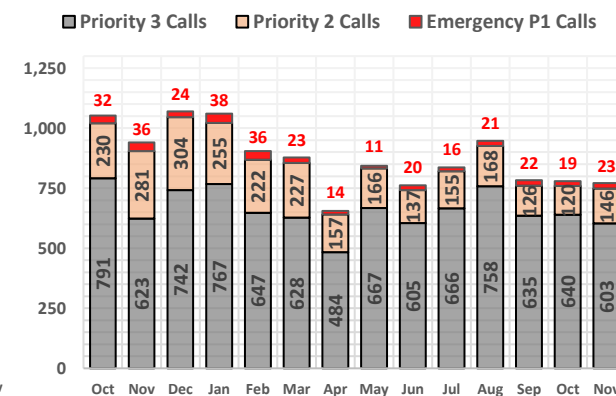
COCO ARRESTS & CITATIONS



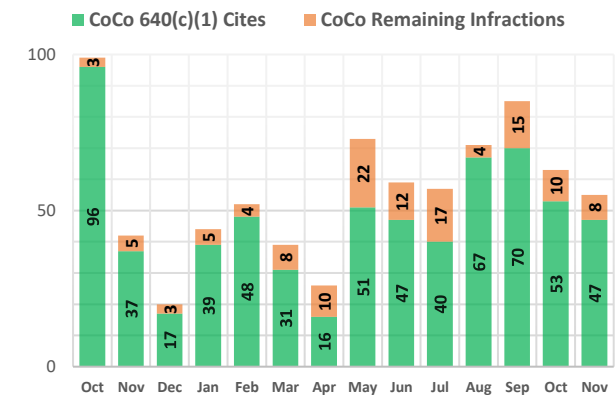
RESPONSE TIME (P1) AVG



COCO PRIORITY 1 - 3 CALLS



COCO FARE EVASION



Preface: The data is retrieved from the BART Police Database and remains unaudited until corrections. Numbers may differ from the reported data in the Uniform Crime Reporting (UCR) program.

Late reporting, the reclassification or unbounding of crimes, can affect crime statistics. Overtime costs are projected numbers. Information in the on the Performance Measurements are subject to change.



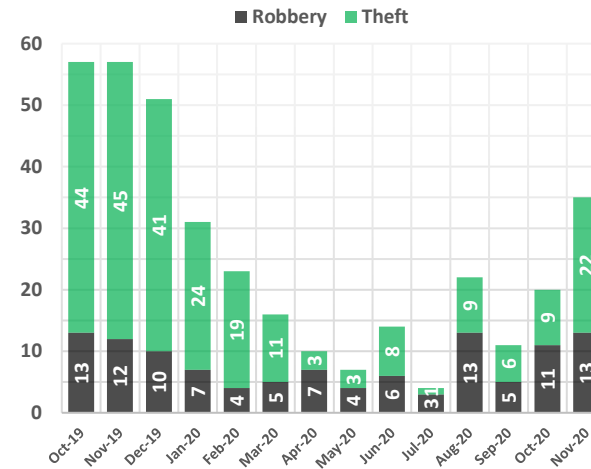
Bay Area Rapid Transit Police Department

101 8th St, Oakland, CA, 94607 (510) 464-7000 www.bart.gov/police

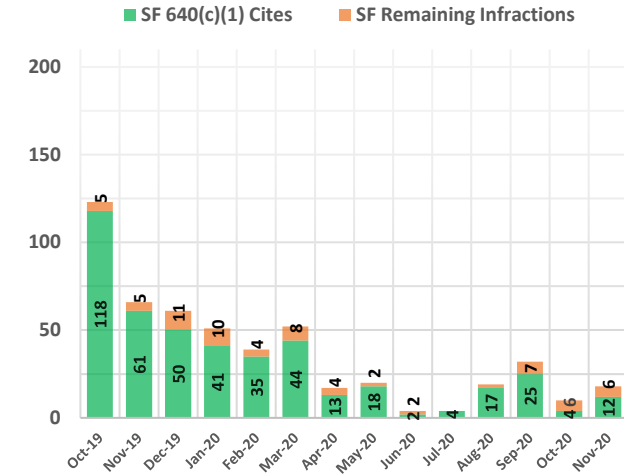
November 2020 Performance Measurement Review - San Francisco County

PART 1 UCR Crime	2017	2018	2019	YTD 2019	YTD 2020	PCT %
Homicide	0	0	0	0	0	-%
Rape	0	0	0	4	4	0%
Robbery	49	97	104	92	92	0%
Aggravated Assault	23	18	28	28	18	-36%
Violent Crime Subtotal	72	115	132	124	114	-8%
Burglary (Structural)	5	6	4	3	1	-67%
Larceny & Auto Burglary	244	473	619	552	180	-67%
Auto Theft	2	1	1	1	0	-100%
Arson	0	0	0	0	1	-%
Property Crime Subtotal	251	480	624	556	182	-67%
TOTAL	323	595	756	680	296	-56%

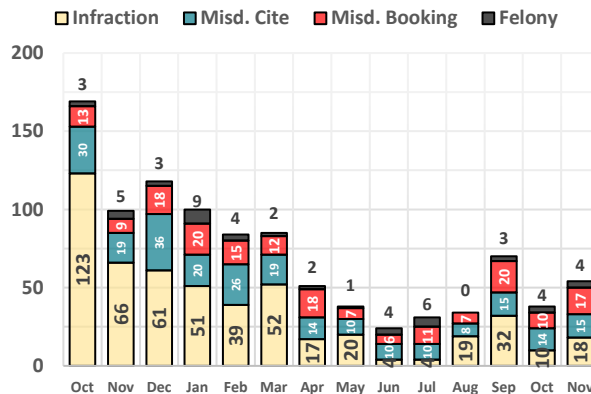
SAN FRANCISCO ELECTRONIC THEFT



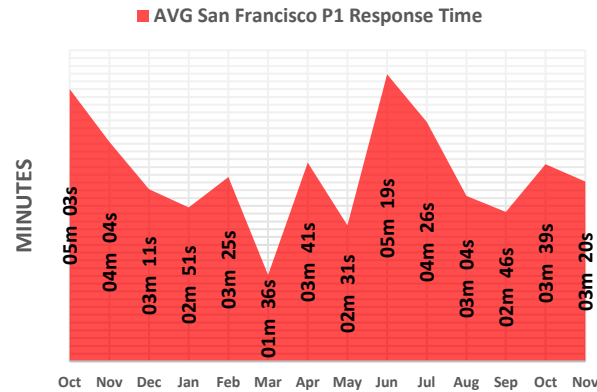
SAN FRANCISCO FARE EVASION



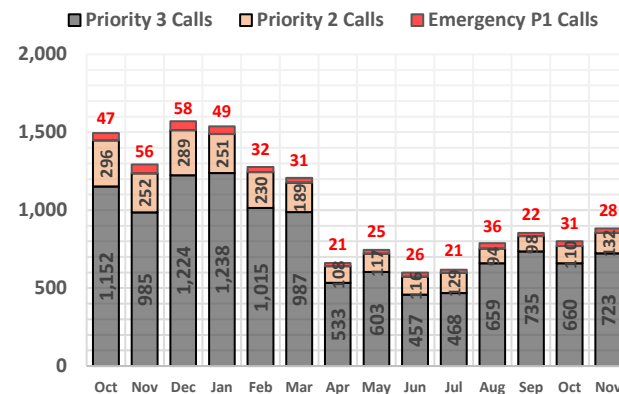
SF ARRESTS & CITATIONS



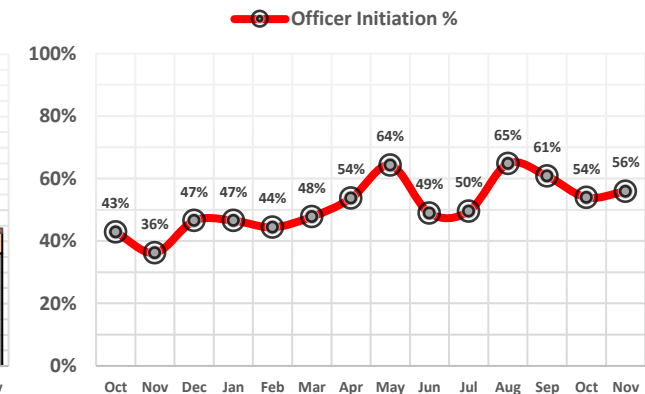
RESPONSE TIME (P1) AVG



SF PRIORITY 1 - 3 CALLS



SF OFFICER-INITIATED INCIDENTS



Preface: The data is retrieved from the BART Police Database and remains unaudited until corrections. Numbers may differ from the reported data in the Uniform Crime Reporting (UCR) program.

Late reporting, the reclassification or unbounding of crimes, can affect crime statistics. Overtime costs are projected numbers. Information in the on the Performance Measurements are subject to change.



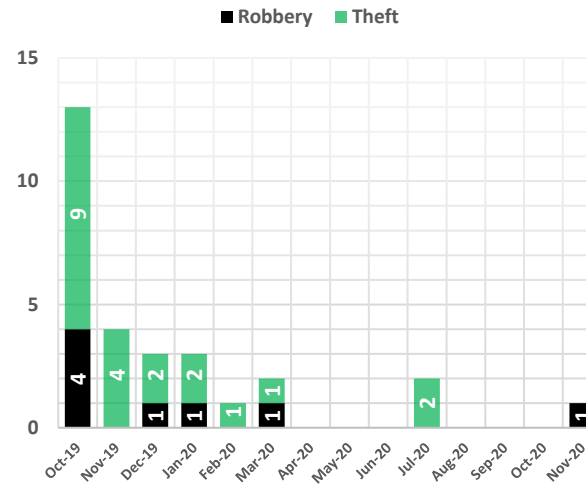
Bay Area Rapid Transit Police Department

101 8th St, Oakland, CA, 94607 (510) 464-7000 www.bart.gov/police

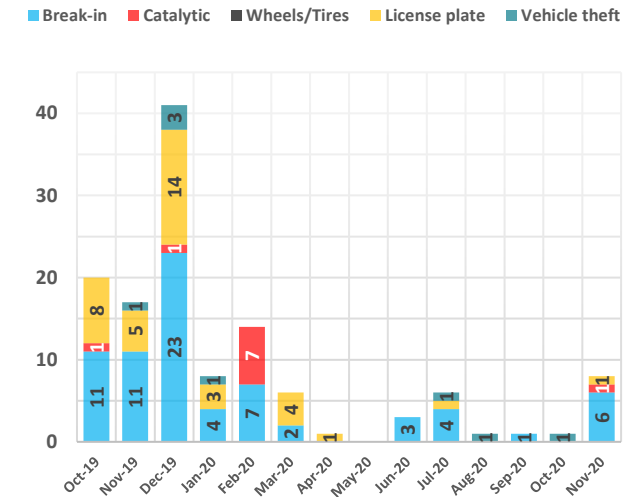
November 2020 Performance Measurement Review - San Mateo County

PART 1 UCR Crime	2017	2018	2019	YTD 2019	YTD 2020	PCT %
Homicide	0	0	0	0	0	-%
Rape	1	0	1	0	1	-%
Robbery	15	8	13	12	5	-58%
Aggravated Assault	6	5	8	6	4	-33%
Violent Crime Subtotal	22	13	22	18	10	-44%
Burglary (Structural)	0	0	0	0	1	-%
Larceny & Auto Burglary	208	161	332	280	71	-75%
Auto Theft	18	19	13	10	4	-60%
Arson	0	0	0	0	1	-%
Property Crime Subtotal	226	180	345	290	77	-73%
TOTAL	248	193	367	308	87	-72%

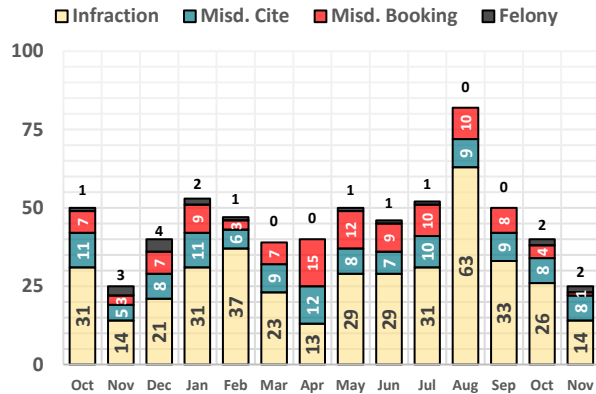
SAN MATEO ELECTRONIC THEFT



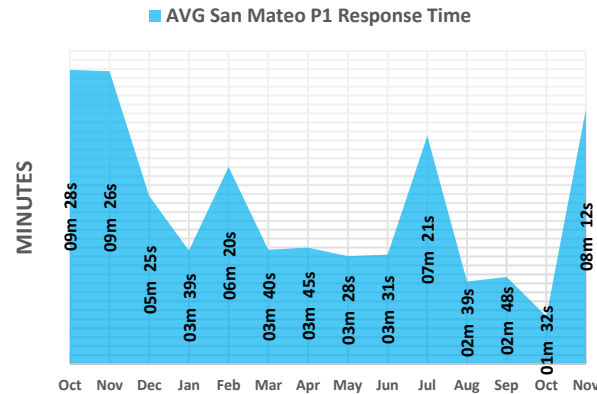
SAN MATEO VEHICLE CRIME



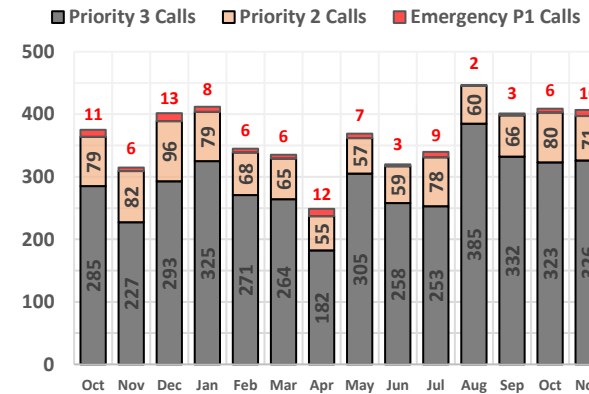
SMC ARRESTS & CITATIONS



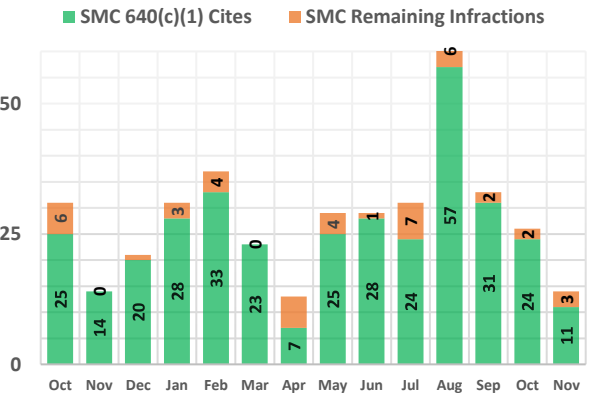
RESPONSE TIME (P1) AVG



SMC PRIORITY 1 - 3 CALLS



SMC FARE EVASION



Preface: The data is retrieved from the BART Police Database and remains unaudited until corrections. Numbers may differ from the reported data in the Uniform Crime Reporting (UCR) program.

Late reporting, the reclassification or unbounding of crimes, can affect crime statistics. Overtime costs are projected numbers. Information in the on the Performance Measurements are subject to change.



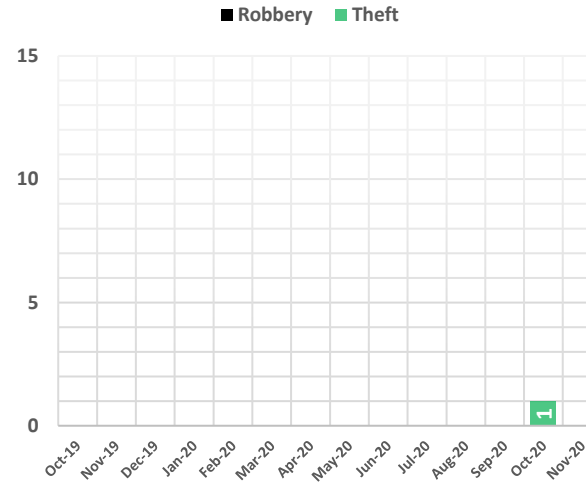
Bay Area Rapid Transit Police Department

101 8th St, Oakland, CA, 94607 (510) 464-7000 www.bart.gov/police

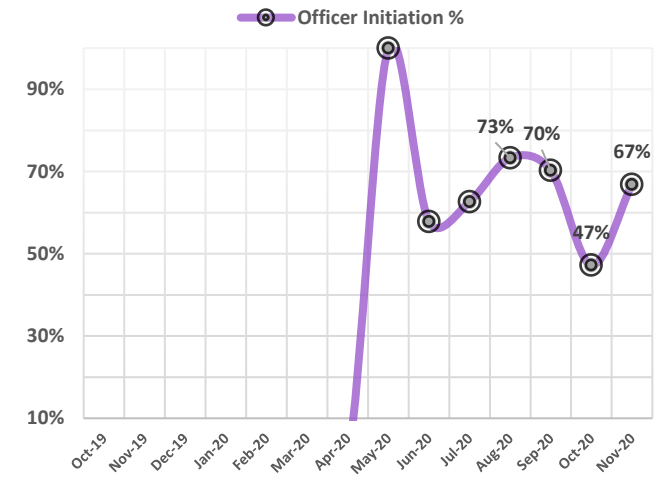
November 2020 Performance Measurement Review - Santa Clara County

PART 1 UCR Crime	2017	2018	2019	YTD 2019	YTD 2020	PCT %
Homicide	-	-	-	0	0	-%
Rape	-	-	-	0	0	-%
Robbery	-	-	-	0	0	-%
Aggravated Assault	-	-	-	0	1	-%
Violent Crime Subtotal	0	0	0	0	1	-%
Burglary (Structural)	-	-	-	0	0	-%
Larceny & Auto Burglary	-	-	-	0	0	-%
Auto Theft	-	-	-	0	0	-%
Arson	-	-	-	0	0	-%
Property Crime Subtotal	0	0	0	0	0	-%
TOTAL	0	0	0	0	1	-%

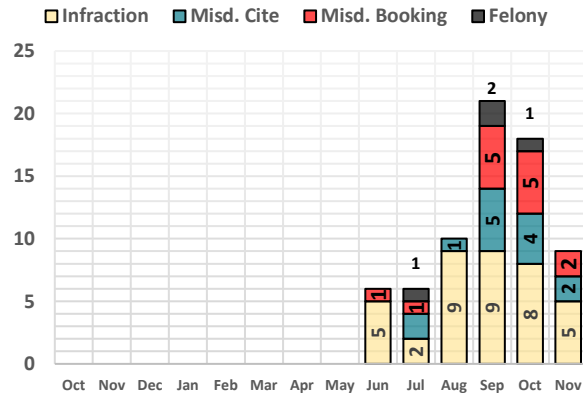
SANTA CLARA ELECTRONIC THEFT



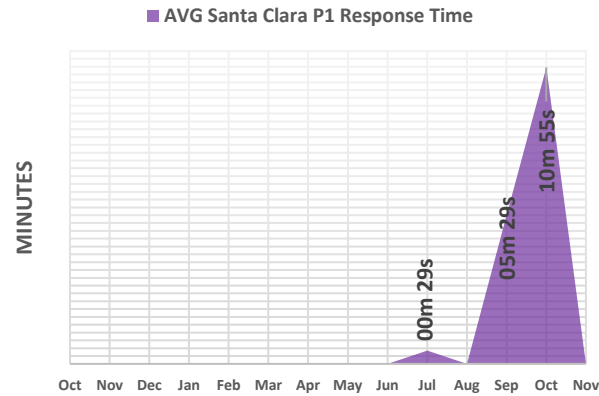
SCC OFFICER-INITIATED INCIDENTS



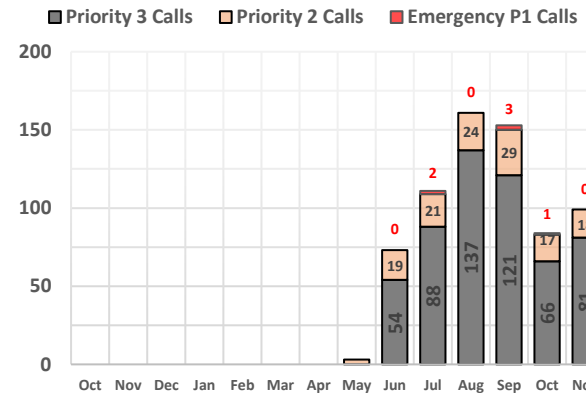
SCC ARRESTS & CITATIONS



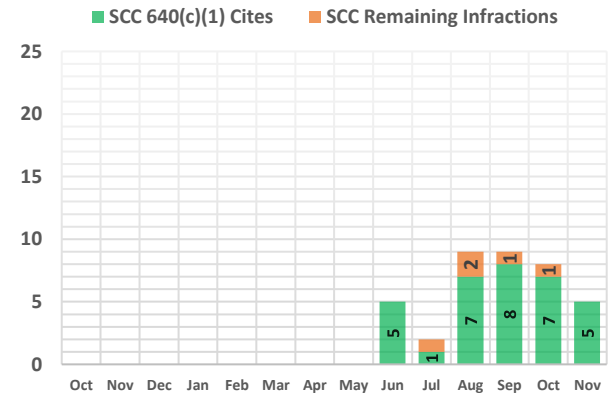
RESPONSE TIME (P1) AVG



SCC PRIORITY 1 - 3 CALLS



SCC FARE EVASION



Preface: The data is retrieved from the BART Police Database and remains unaudited until corrections. Numbers may differ from the reported data in the Uniform Crime Reporting (UCR) program.

Late reporting, the reclassification or unbounding of crimes, can affect crime statistics. Overtime costs are projected numbers. Information in the on the Performance Measurements are subject to change.

BART Police Department - Office of Internal Affairs
Investigation Log

IA#:	DATE OCC'D	DATE REC'D	ALLEGATION	MISC	INVESTIGATOR	STATUS	5 Month Date	Due Date
IA2018-001	1/3/2018	1/3/2018	Force (OIS)		Sgt. T. Salas	Tolled	6/4/2018	
IA2018-043	6/6/2018	6/6/2018	Force		Sgt. Spears	In Progress	11/5/2018	
IA2018-060	7/22/2018	7/23/2018	Service Review		Lt. Salas	Tolled	12/23/2018	
IA2020-017	2/15/2020	2/15/2020	Force		Sgt. Spears	Tolled	7/16/2020	2/15/2021
IA2019-124	10/24/2019	10/24/2019		Deferred to OIPA #19-46	OIPA	OIPA Investigation	3/24/2020	10/24/2020
IA2020-015	2/12/2020	2/12/2020	Force, Arrest/Detention	Deferred to OIPA #20-07	OIPA	OIPA Investigation	7/13/2020	2/12/2021
IA2020-018	2/1/2020	2/1/2020	CUBO, Policy/Procedure		Sgt. McNack	In Progress	7/2/2020	2/1/2021
IA2020-019	2/5/2020	2/5/2020	Arrest/detention, Policy/Procedure, Search/seizure	Deferred to OIPA #20-06	OIPA	OIPA Investigation	7/6/2020	2/5/2021
IA2020-020	3/6/2021	2/20/2020	Force	OIPA Intake #20-10	Sgt. Spears	In Progress	7/21/2020	2/20/2021
IA2020-022	2/19/2020	2/21/2020	Force, Arrest/Detention, Bias Based Policing, Search or seizure	Deferred to OIPA #20-11	OIPA	OIPA Investigation	7/22/2020	2/21/2021

IA2020-023	2/29/2020	2/29/2020	Axon, Bias Based Policing		Lt. Salas	In Progress	7/30/2020	3/1/2021
IA2020-024	2/15/2020	3/7/2020	Force, CUBO Arrest/Detention	OIPA Intake #20-13	Sgt. Spears	In Progress	8/6/2020	3/7/2021
IA2020-026	3/5/2020	3/9/2020	Arrest/Detention, BBP, Axon Policy/Procedure	Deferred to OIPA #20-14	OIPA	OIPA Investigation	7/30/2020	3/9/2021
IA2020-027	11/10/2019	3/12/2020	POD, Supervision		Sgt. T. Salas	In Progress	4/10/2020	3/12/2021
IA2020-028	3/12/2020	3/12/2020	Force		Sgt. T. Salas	Tolled	8/11/2020	3/12/2021
IA2020-031	3/11/2020	3/14/2020	CUBO		Sgt. Spears	In Progress	8/13/2020	3/14/2021
IA2020-035	4/26/2020	4/26/2020	BBP,CUBO, Axon	Formal/Admin Investigation	Sgt. T. Salas	In Progress	9/25/2020	4/26/2021
IA2020-036	Unk	4/30/2020	Arrest/Detention, POD, Axon	OIPA Intake #20-17	Lt. Salas	In Progress	9/29/2020	4/30/2021
IA2020-037	Unk	4/30/2020	POD	OIPA Intake #20-18	Sgt. T. Salas	In Progress	10/3/2020	4/30/2021
IA2020-038	5/4/2019	5/13/2020	POD	Clear by Video	Sgt. T. Salas	In Progress	10/12/2020	5/13/2021
IA2020-039	5/14/2019	5/14/2020	POD		Sgt. T. Salas	In Progress	10/12/2020	5/14/2021
IA2020-042	6/2/2020	6/3/2020	CUBO, Force, BBP		Sgt. T. Salas	In Progress	11/2/2020	6/3/2021
IA2020-044	6/4/2020	6/5/2020	CUBO, Courtesy, Policy/Procedure	Deferred to OIPA #20-19	OIPA	In Progress	11/4/2020	6/5/2021

IA2020-046	6/8/2020	6/8/2020	BBP, CUBO		Sgt. T. Salas	In Progress	11/7/2020	6/8/2021
IA2020-047	6/11/2020	6/12/2020	CUBO	Clear by Video	Sgt. T. Salas	In Progress	11/11/2020	6/12/2021
IA2020-048	7/23/2020	7/23/2020	Force		Sgt. T. Salas	In Progress	12/22/2020	7/23/2021
IA2020-050	7/7/2020	8/17/2020	Arrest/Detention, Force		Sgt. Spears	In Progress	1/16/2021	8/17/2021
IA2020-051	8/18/2020	8/21/2020	BBP		Sgt. Spears	In Progress	1/20/2021	8/21/2021
IA2020-056	8/29/2020	8/31/2020	CUBO		Sgt. T. Salas	In Progress	1/30/2021	8/31/2021
IA2020-057	8/12/2020	8/27/2020	CUBO	Deferred to OIPA #20-22	OIPA	In Progress	1/26/2021	8/27/2021
IA2020-058	9/2/2020	9/3/2020	Force, CUBO	Deferred to OIPA #20-23	OIPA	In Progress	2/2/2021	9/3/2021
IA2020-059	9/4/2020	9/4/2020	POD, Policy/Procedure		Sgt. Spears	In Progress	2/3/2021	9/4/2021
IA2020-060	9/9/2020	9/11/2020	POD, CUBO, Force, Policy/Procedure		Sgt. T. Salas	In Progress	2/10/2021	9/11/2021
IA2020-061	9/9/2020	9/17/2020	CUBO, Courtesy, Axon		Sgt. T. Salas	In Progress	2/16/2021	9/17/2021
IA2020-062	5/21/2020	9/17/2020	Bias Based Policing		Sgt. Spears	In Progress	2/21/2021	9/17/2021
IA2020-063	9/18/2020	9/18/2020	Arrest/Detention - Handcuffing, CUBO, Search/Seizure		Sgt. Spears	In Progress	2/22/2021	9/18/2021

IA2020-065	9/14/2020	9/14/2020	Force, CUBO, POD		Sgt. Spears	In Progress	2/13/2021	9/14/2021
IA2020-066	9/17/2020	9/18/2020	Force, CUBO, Bias, POD, Axon		Sgt. Spears	In Progress	2/17/2021	9/18/2021
IA2020-069		10/14/2020	POD	Deferred to OIPA #20-26	OIPA	OIPA Investigation	3/15/2021	10/14/2021
IA2020-070	10/20/2020	10/21/2020	Force, Arrest/Detention, Search/Seizure	OIPA Intake #20-28	Sgt. Spears	In Progress	3/22/2021	10/21/2021
IA2020-071	10/15/2020	10/16/2020	Courtesy, POD	Possible Clear by Video	Sgt. Spears	In Progress	3/17/2021	10/16/2021
IA2020-075	10/23/2020	10/23/2020	BBP, Courtesy	Possible Admin Closure	Sgt. Spears	In Progress	3/24/2021	10/23/2021
IA2020-076	10/27/2020	10/29/2020	Arrest/Detention, CUBO, POD, Axon		Sgt. Spears	In Progress	4/3/2021	10/29/2021
IA2020-077	10/16/2020	11/9/2020	Force, Arrest/Detention, CUBO	Deferred to OIPA #20-29	OIPA	In Progress	3/16/2021	11/9/2021
IA2020-078	11/3/2020	11/13/2020	Courtesy		Sgt. Spears	In Progress	4/3/2021	11/13/2021
IA2020-079	11/9/2020	11/9/2020	POD		Sgt. Spears	In Progress	4/9/2021	11/9/2021
IA2020-080	9/14/2020	10/26/2020	Arrest/Detention		Sgt. Spears	In Progress	2/14/2021	10/26/2021
IA2020-081	11/18/2020	11/18/2020	Policy/Procedure		Lt. Salas	In Progress	4/19/2021	11/17/2021

IA2020-082	11/17/2020	11/17/2020	BBP, CUBO		Lt. Salas	In Progress	4/19/2021	11/17/2021
IA2020-083	11/19/2020	11/19/2020	Force, CUBO, Axon		Sgt. Spears	In Progress	4/20/2021	11/19/2021
IA2020-084	11/21/2020	11/23/2020	POD		Sgt. Spears	In Progress	4/23/2021	11/30/2021
IA2020-085	11/27/2020	11/30/2020	CUBO, Axon		Lt. Salas	In Progress	5/1/2021	11/30/2021
IA2020-086		11/25/2020	POD, Axon		Lt. Salas	In Progress	4/26/2021	11/25/2021

BART Watch - 2020

	Jan	Feb	Mar	Apr	May	Jun	Jul	Aug	Sep	Oct	Nov	Dec	YTD
Crime in Progress	53	60	32	17	9	17	16	16	16	13	19		268
Disruptive Behavior	589	593	352	78	86	114	140	146	140	182	190		2,610
Drug Use	294	222	155	38	52	64	62	71	62	79	66		1,165
Human Trafficking	2	0	0	3	1	0	1	0	0	0	0		7
Illegally Parked Vehicle	16	22	1	1	2	2	2	2	0	6	1		55
Aggressive Panhandling	40	42	15	3	5	3	4	9	5	5	6		137
Report a Crime Tip	22	28	10	4	13	29	14	4	11	14	9		158
Robbery/Theft	18	13	10	5	6	5	1	6	0	2	2		68
Sexual Assault/Lewd Behavior	20	17	35	246	137	327	2	6	12	3	3		808
Suspicious Activity	82	71	58	28	17	28	19	18	27	36	27		411
Unattended Bag or Package	28	25	9	2	5	6	3	2	2	4	4		90
Unsecure Door	11	2	4	4	3	2	0	1	5	6	1		39
Vandalism	64	55	21	18	6	21	15	10	12	17	13		252
Welfare Check	144	121	91	27	29	39	50	36	34	36	30		637
Total	1383	1271	793	474	371	657	329	327	326	403	371		6,705
Text-a-Tip	-	-	-	-	-	-	-	20	414	833	1031		2,298

Total Downloads: 90,329