

YOU TOO
CAN...


LEARN BART!



YOUR GUIDE TO RIDE!



GO TO PAGE	
START YOUR TRIP	1
• The Map	2
• SAMPLE TRIP	3
BUY A TICKET	4
• TICKET MACHINES	5
• FIND YOUR FARE	6
THE FARE GATE	9
BOARD THE TRAIN	13
RIDE The Train	15
EXIT BART	18
More HELP	19



MORE HELP


SO, YOU'RE READY
TO **START** YOUR FIRST
BART TRIP?

WE'LL BE
YOUR GUIDES ON A TYPICAL
TRIP FROM **SAN LEANDRO**
TO **12TH STREET / OAKLAND**
CITY CENTER.

FOLLOW US. WE'LL
BE YOUR EXAMPLE.

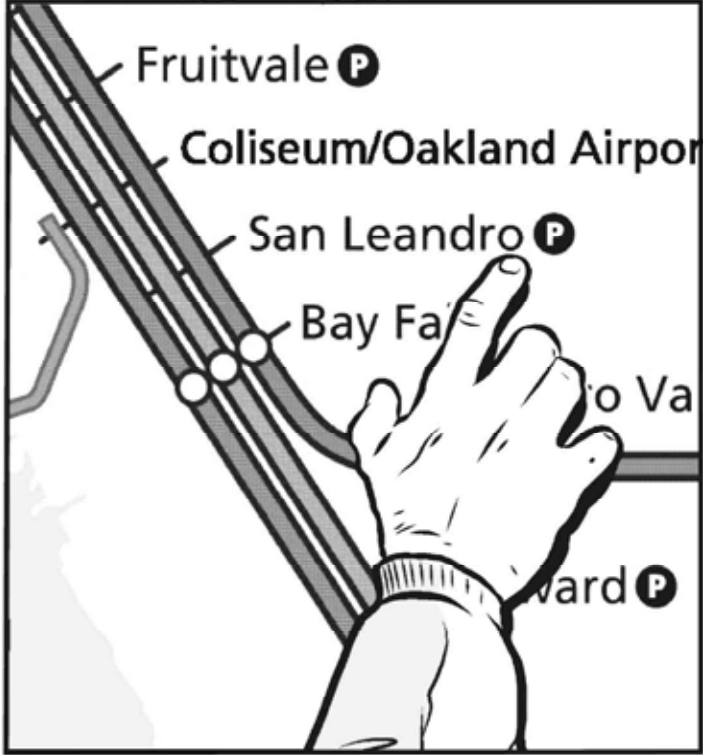



LET'S LEARN BART!



BART System Map





BUY A TICKET

HERE ARE THE
TICKET MACHINES.

FIRST WE FIND
OUR FARE THEN
BUY TICKETS.

BART TICKETS


BART TICKETS

Change
for \$10

THEY LOOK
LIKE ATMS.

SENIORS AND PEOPLE WITH DISABILITIES
MAY BE ELIGIBLE FOR DISCOUNT FARES
SEE PAGE 20

PAGE
4



THIS IS WHERE WE ARE.

75	3.50	Orinda	2.85	5.70
10	8.20	Pittsburg/Bay Point	4.45	8.90
75	3.75	Pleasant Hill	3.10	6.20
50	7.00	Powell	4.90	9.80
75	8.50	Richmond	3.90	7.80
50	9.00	Rockridge	4.10	8.20
80	5.60	San Bruno	3.35	6.70
80	6.60	San Francisco Int'l Airport	2.50	5.00
20	6.40	San Leandro	4.90	9.80
50	6.00	South Hayward	9.05	18.10
75	8.20	South San Francisco	YOU ARE HERE	
60	6.70	Union City	2.30	4.60
75	5.50	Walnut Creek	4.65	9.30
		West Oakland	2.95	5.90
			3.75	7.50
			2.40	4.80

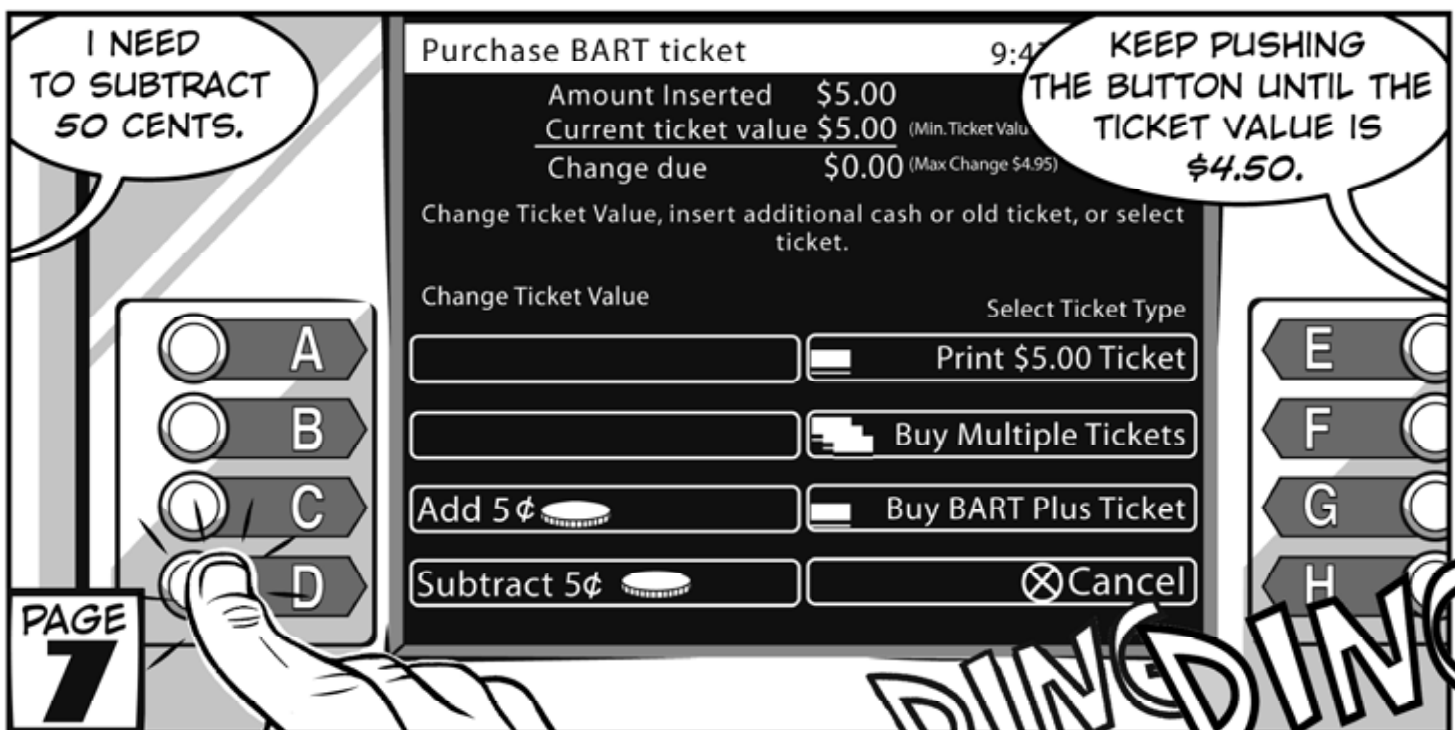


the same station, or when

From **San Leandro** (Stations listed in alphabetical order)




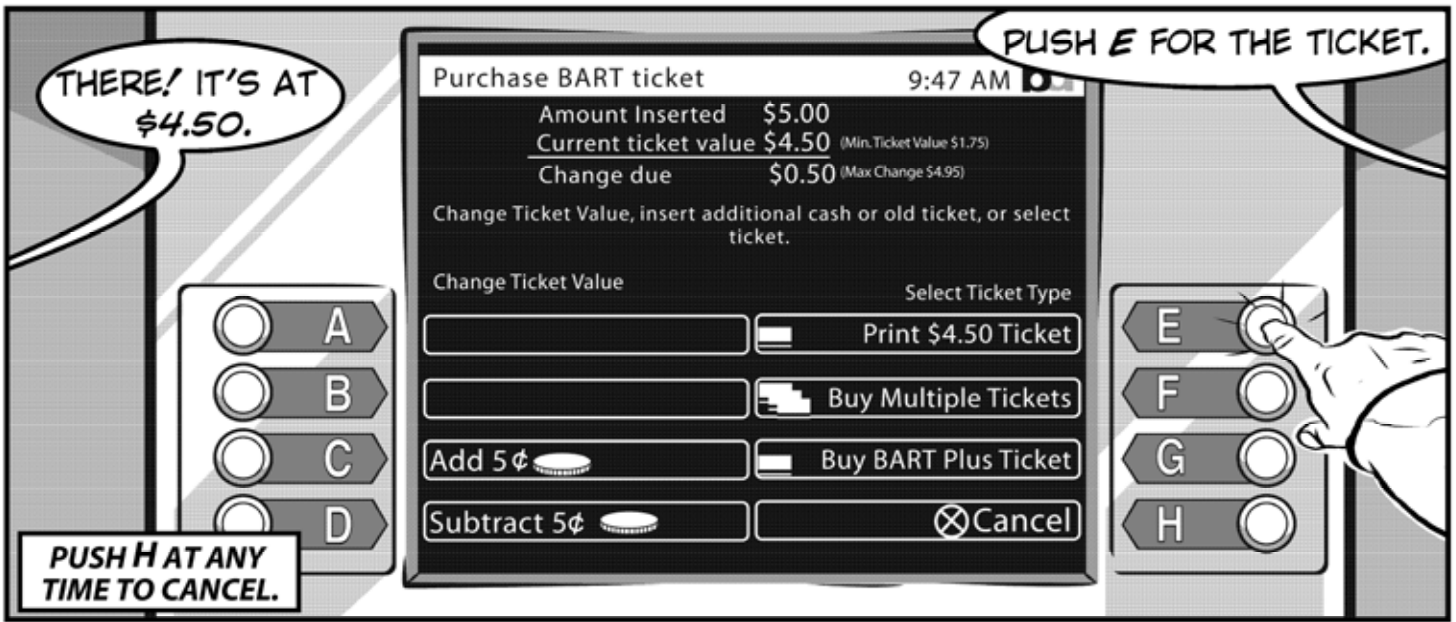
THIS IS WHERE WE'RE GOING.

Destination Station	OneWay	Round Trip
12th Street-Oakland	2.25	4.50
16th Street Mission, SF	4.15	8.30
19th Street Oakland	2.25	4.50
24th Street Mission	4.20	8.40
Ashby	2.65	5.30
Balboa Park	4.40	8.80
Fair Oaks	1.75	3.50
San Francisco Int'l Airport	1.55	3.10
West Oakland	1.10	2.20





DING DING



the FARE GATE



IT'S EASY!
PUT YOUR TICKET IN.
PULL IT OUT THE TOP.
THEN GO THROUGH.




TAKE
TICKET
AND
GATE
OPENS

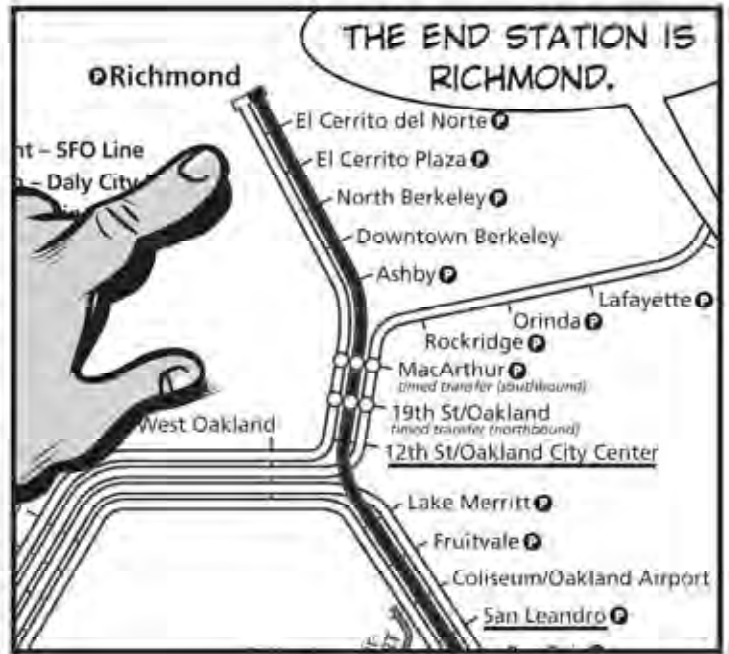
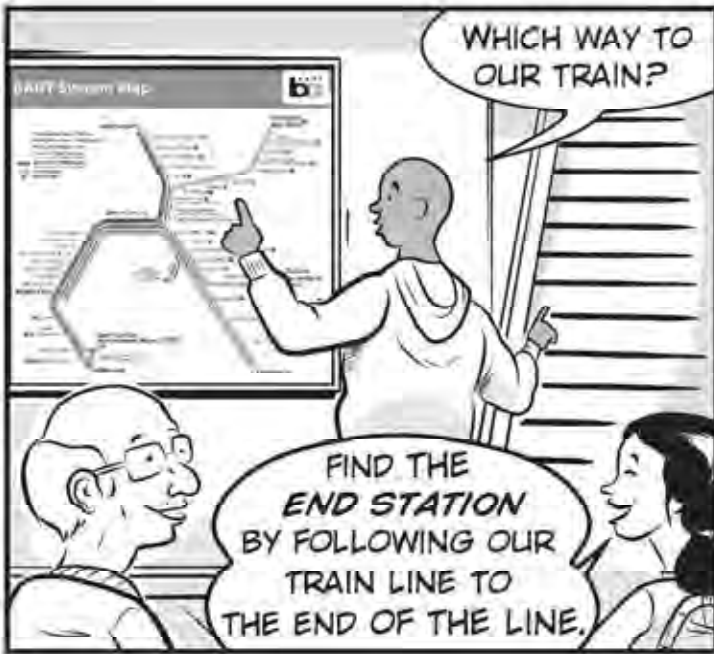
TICKET
GOES IN

DON'T
USE

USE GATE
WITH
ARROW







BOARD



the

TRAIN



THE SCREENS TELL US WHICH TRAINS ARE COMING.

AND HOW LONG WE'LL WAIT.

SF DALY CITY	4 MIN
RICHMOND	8 MIN

PLATFORM 2

WE'RE WAITING FOR THE RICHMOND TRAIN.

SF DALY CITY

FORM 2

"DALY CITY" IS NOT OUR TRAIN.

RICHMOND	2 MIN
----------	-------

PLATFORM 2

OUR TRAIN IS NEXT.

RICHMOND
5 CARS - BOARD CENTER


PLATFORM 2

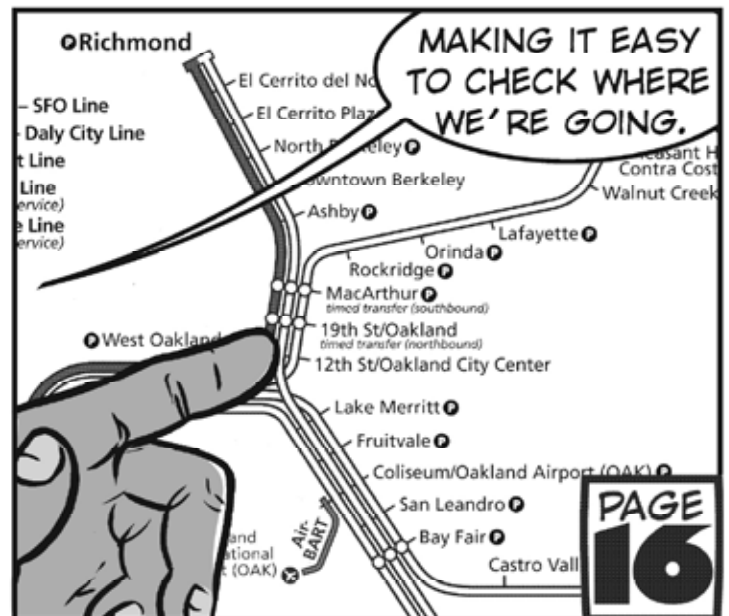
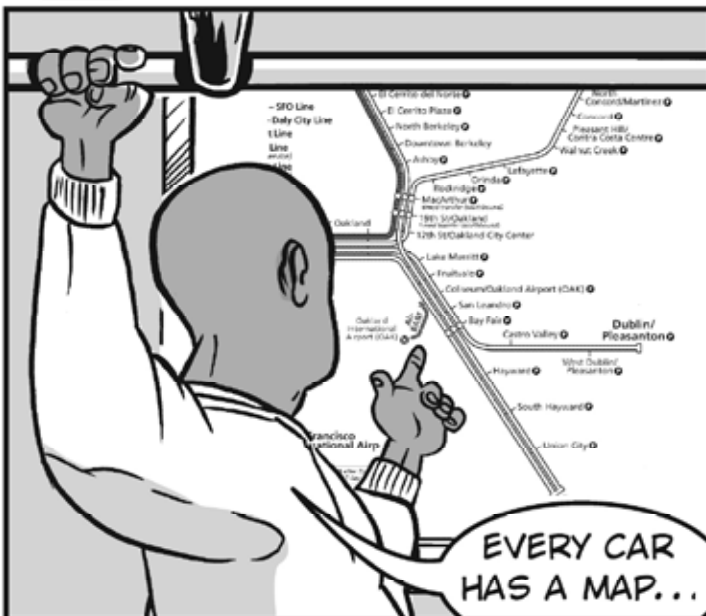
RICHMOND; THAT'S OUR TRAIN.

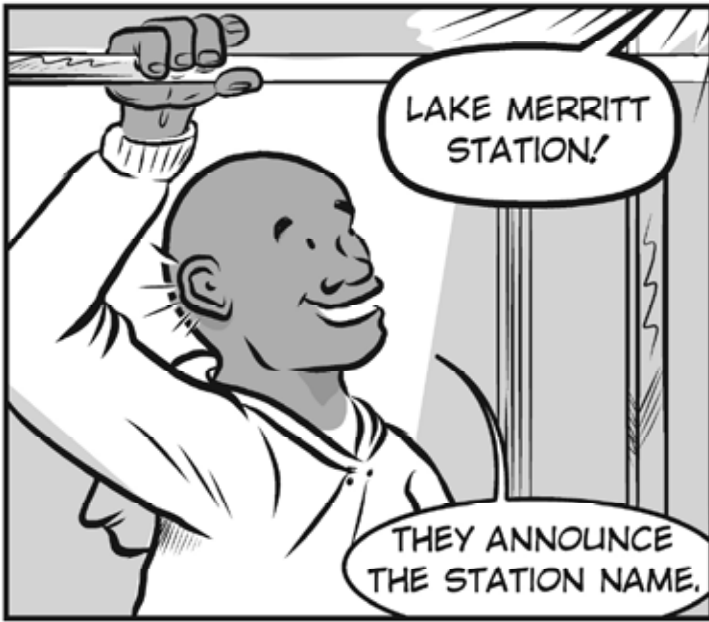
RICHMOND
5 CARS - BOARD CENTER


HERE IT COMES.

PAGE 14









MORE HELP



BART CAN HELP YOU BEFORE AND DURING YOUR TRIP.

YOU CAN (CALL) BART

... OR GET PRINTED MATERIAL

LOG-ON TO BART'S WEBSITE: WWW.BART.gov

TRANSIT INFORMATION CENTER

Transit Information Center representatives are available to take your calls from 6 am to 11 pm seven days a week. Interpreter Services are available for persons with limited English proficiency.

San Francisco:
(415) 989 - BART

South Bay:
(650) 992- BART

Richmond,
El Cerrito:
(510) 236 - BART

Berkeley,
Oakland,
San Leandro:
(510) 465 - BART

Fremont,
Union City,
Castro Valley,
Hayward:
(510) 441-BART

Contra Costa County:
(925) 676- BART

TDD Service:
(510) 839 - 2220

STATION PHONE - Go to one of the white phones located on the platform. This phone will connect you to the Station Agent.

INTERCOM BUTTON ON THE TRAIN - There is a red intercom button located at each end of a train car. Press the red button and wait for the Train Operator to respond.

Elevator Availability
510 834-LIFT
or toll-free:
(888) 2-ELEVAT

For Safety or Security Matters call
BART Police (toll free)
by cell or public phone:
(877) 679-7000.

YOU CAN GET HELP WHILE IN THE BART SYSTEM!

BART staff are available to answer your questions and can be contacted at a station or on a train.

STATION AGENTS

FOR A STATION AGENT, GO TO A BART STATION AGENT BOOTH.

WE'RE LOCATED BY THE FAREGATES!



ON OUR SAMPLE TRIP we used the regular BART ticket, but there are other ways to pay, particularly if you are eligible for discount fares.



BART TICKETS

Regular, full-fare BART tickets like those shown in our sample trip can be purchased at ticket vending machines in stations.

Discounted tickets for seniors and persons with disabilities are **not** available in station ticket vending machines. You can purchase discount tickets at BART's Customer Services Center at the Lake Merritt BART station. They are also available at kiosks at select BART stations and retail locations.

Go to www.bart.gov to find locations near you. BART is gradually closing the retail network, so be sure to call ahead. You can also order discount tickets **on-line** or download a form to order by mail at www.bart.gov.

BART and other Bay Area transit agencies are moving away from paper tickets to the **Clipper Card**. Your best bet is to get a Clipper card soon if you use BART regularly.

CLIPPER CARD is the regional fare payment card that allows you to store cash or monthly passes for travel on BART, AC Transit, Muni, Golden Gate Transit, Sam Trans, Caltrain and VTA.

You can load cash value at any BART ticket vending machine, paying by cash, credit, or debit card.

Go to www.Clippercard.com for Clipper card information.

Clipper cards are not available at BART stations. You can get an **Adult Clipper card** from Clipper (877 878-8883), at transit agency ticket offices, or local retail locations. If you are a senior, you can apply for a **Senior Clipper card** at your local transit agency, or in downtown San Francisco at the Bay Crossing (Ferry Building) or the Embarcadero station.

RTC DISCOUNT ID CARD If you have a **RTC Discount ID Card**, your RTC card is a **Clipper card**, too! Just load cash at any BART ticket vending machine and the discount fare will be deducted when you exit. Call your local transit agency for information on how to apply for a RTC Discount ID Card.



LEARN BART!

A PICTURE GUIDE
TO
RIDING BART

FUNDING FOR THIS
GUIDE IS PROVIDED BY
ALAMEDA COUNTY
TRANSPORTATION
COMMISSION
(ALAMEDA C.T.C.)
&
SAN FRANCISCO
BAY AREA RAPID
TRANSIT DISTRICT
(BART).

PROJECT TEAM:
LAURA TIMOTHY
PROJECT MANAGER

DAVID GOLDSTONE
ILLUSTRATION
& DESIGN

ROBERT LOCKHART
RESEARCH

SUSAN GALLAGHER
PROJECT CREATION

ASSISTANCE
PROVIDED BY:

ALAMEDA C.T.C.

ALAMEDA PARATRANSIT
ADVISORY
& PLANNING
COMMITTEE (PAPCO)

BART ACCESSIBILITY
TASK FORCE (BATF)

BART

DEPARTMENTS:

EXTERNAL AFFAIRS

CIVIL RIGHTS

OPERATIONS

PLANNING & BUDGET

POLICE

LEARN BART
IS FREE!

