

SAN FRANCISCO BAY AREA RAPID TRANSIT DISTRICT
300 Lakeside Drive, P. O. Box 12688, Oakland, CA 94604-2688
(510) 464-6000

NOTICE OF MEETING AND AGENDA
BART POLICE CITIZEN REVIEW BOARD

May 14, 2018

A Meeting of the BART Police Citizen Review Board (BPCR) will be held on Monday, May 14, 2018, at 4:00 p.m. The Meeting will be in the BART Board Room, Kaiser Center 20th Street Mall – 2040 Webster Street, Oakland, California. **(Please note: Although the address of the Board Room has changed it is still in the same location.)**

AGENDA

1. Call to Order.
2. Call for Quorum.
3. Pledge of Allegiance Recital.
4. Approval of Minutes of Prior Board Meeting. For Discussion and Action.
5. General Discussion and Public Comment. Limited to 3 minutes per speaker.
(An opportunity for members of the public to address the BPCR on matters under their jurisdiction and not on the agenda).
6. Chairperson's Report. For Information Only.
 - a. National Association for Civilian Oversight of Law Enforcement (NACOLE) Annual Conference Attendance
7. BPCR Participation in BART Police Department (BPD) Commendation Process. For Discussion and Action.
8. Chief of Police's Report. For Discussion and Action.
 - a. BPD Monthly Report for March 2018
 - b. Effect of Pending Internal Investigations on Promotional Opportunities for BPD Personnel
 - c. Hiring/Staffing Status
 - d. Annual Use of Force Report
9. BPCR Onboarding and Training Syllabus Subcommittee Status. For Discussion and Action.
10. BPD Administrative Leave Process (Criteria for Returning an Officer to Full Duty Pending Completion of an Officer-Involved Shooting Investigation). For Discussion and Action.
11. Use of Force Policy Training Status. For Discussion and Action.
12. BPD Media Communications and Information Policy. For Discussion and Action.
13. Independent Police Auditor's Report. For Discussion and Action.
 - a. Office of the Independent Police Auditor (OIPA) Monthly Report for April 2018

14. Closed Session.

- a. To Consider Public Employee Discipline/Dismissal/Release in OIPA Case #17-39.
Govt. Code §54957

15. Adjournment.

Please refrain from wearing scented products (perfume, cologne, after-shave, etc.) to this meeting, as there may be people in attendance susceptible to environmental illnesses.

BART provides service/accommodations upon request to persons with disabilities and individuals who are limited English proficient who wish to address Board matters. A request must be made within one and five days in advance of Board meetings, depending on the service requested. Please contact the Office of the District Secretary at (510) 464-6083 for information.

BPCRB Meeting Agenda materials will be made available to the public at the meeting and may also be accessed and downloaded 72 hours prior to the meeting at <http://www.bart.gov/about/bod/advisory/crb> (click on “Agenda”).

Pursuant to Govt. Code §54953.5, the audio recording of this open and public meeting shall be subject to inspection pursuant to the California Public Records Act (CPRA). Requests for information under the CPRA should be filed with the BART Office of the District Secretary.

SAN FRANCISCO BAY AREA RAPID TRANSIT DISTRICT
300 Lakeside Drive, P.O. Box 12688, Oakland, CA 94604-2888

BART Police Citizen Review Board
Monday, April 09, 2018

A regular meeting of the BART Police Citizen Review Board (BPCRB) was held on Monday, April 9, 2018 convening at 4:00 p.m. in the BART Board Room, 344 20th Street, Oakland, California.

Members Present: Chairperson George Perezvelez, Vice Chairperson William White, Kenneth Loo, Darren White, Bob Maginnis, Les Mensinger, Aman Sebahtu, David Rizk, Cydia Garrett, and Richard Knowles.

BART Staff: BART Police Department (BPD) Deputy Chief Lance Haight, BPD Lieutenant Kevin Franklin, Independent Police Auditor Russell Bloom, Independent Police Investigator Patrick Caceres, Senior Administrative Analyst Sarah Celso, Senior Administrative Analyst LaTonia Peoples-Stokes, Assistant General Manager Office of External Affairs Kerry Hamill.

Others Present: BART Director Robert Raburn, KTVU News, and Members of the Public.

Agenda items discussed:

1. **Call to Order.**
The regular meeting was called to order at 4:04 p.m. by Chairperson George Perezvelez.
2. **Call for Quorum.**
Chairperson George Perezvelez, Vice Chairperson William White, Kenneth Loo, Bob Maginnis, Les Mensinger, David Rizk, Cydia Garrett, and Richard Knowles were present, amounting to a quorum.
3. **Pledge of Allegiance Recital.**
The pledge of allegiance was recited.
4. **Approval of Minutes of Prior Board Meeting. For Discussion and Action.**
A motion to approve the minutes for the Prior Board Meeting with the addition of Ms. Garrett's name to members present was made by Mr. Mensinger and seconded by Mr. Rizk. The motion passed with seven votes in favor, zero against and one abstention.

Mr. Sebahtu entered the meeting at 4:09 p.m.

5. **General Discussion and Public Comment. Limited to 3 minutes per speaker. (An opportunity for members of the public to address the BPCRB on matters under their jurisdiction and not on the agenda.)**

Chairperson Perezvelez called for Public Comment. The following individuals addressed the BPCRFB regarding the BPD Officer-Involved Shooting on January 3, 2018:

Lonnie Monore
Jessica Sexton
Nancy Scott-Cayce
Afiyah Chambers
Anthony Palik

Mr. Rizk addressed the BPCRFB and then public comment continued with statements from the following people:

Karim Mayfield
Crystal Hamilton
Andrea Sosa

Mr. D. White entered the meeting at 4:32 p.m.

Chairperson Perezvelez addressed members of the public.

6. Review of Draft 2017 Quarter 4 BPCRFB Report to the BART Board of Directors. For Discussion and Action.

The BPCRFB discussed this item.

Mr. Bloom addressed the BPCRFB.

A motion to approve the 2017 Quarter 4 BPCRFB Report to the BART Board of Directors with the addition that Mr. Knowles attended the BPD's Annual Awards Ceremony in December 2017 under the Community Outreach and Other Actions section was made by Mr. Mensinger and seconded by Mr. D. White. The motion passed unanimously.

7. National Association for Civilian Oversight of Law Enforcement (NACOLE) Annual Conference Budget. For Discussion and Action.

The BPCRFB discussed this item.

A motion to send a letter to the BART Board of Directors requesting an increase to the NACOLE Annual Conference Budget from \$3,500 to \$5,000 beginning in Fiscal Year 2019 was made by Mr. Mensinger and seconded by Mr. Knowles. The BPCRFB discussed this item further. Chairperson Perezvelez, Vice Chairperson W. White and Mr. Mensinger expressed interest in attending this year's NACOLE Annual Conference. Mr. Maginnis called for the question. The motion passed with eight votes in favor, one against and one abstention.

8. BPCRFB Onboarding and Training Syllabus Subcommittee Status. For Discussion and Action.

Chairperson Perezvelez will have the three members of the subcommittee provide an update and/or course of action at a future meeting.

No action was taken.

9. Chairperson's Report. For Discussion and Action.

Chairperson Perezvelez addressed the BPCRB regarding making public comments.

No action was taken.

10. BPCRB Training Program. (The curriculum to be addressed will not satisfy AB 1234 training requirements for legislative body members.)

- a. Investigation Processes of the BPD Internal Affairs Division and the BART Office of the Independent Police Auditor (OIPA)
Mr. Bloom discussed OIPA's investigation process and he answered questions from the BPCRB.

The BPCRB discussed OIPA's investigation process.

Lieutenant Franklin discussed BPD's Internal Affairs Division investigation process and he answered questions from the BPCRB.

Deputy Chief Haight answered a question from the BPCRB.

Mr. Bloom answered a question from the BPCRB.

11. Discussion of the BART Police Officers' Association (BPOA) Memorandum Regarding the OIR Oversight System Evaluation Report. For Discussion and Action.

The BPCRB discussed this item.

Mr. Bloom discussed Agenda Item #13c as it helped to inform the BPCRB about this item.

Director Raburn addressed the BPCRB.

The BPCRB continued to discuss this item.

No action was taken.

12. Chief of Police's Report. For Discussion and Action.

Deputy Chief Haight represented Chief Rojas.

- a. BPD Monthly Report for January 2018 and February 2018
Deputy Chief Haight presented the BPD Monthly Reports for January and February 2018.
- b. Use of Force Analysis Report Pursuant to BPD Policy 300 (Section 300.9)

Deputy Chief Haight presented the Use of Force Analysis Report and he answered questions from the BPCRB.

The BPCRB discussed this item.

A motion to extend the meeting to 7:00 p.m. was made by Mr. Maginnis and seconded by Mr. Mensinger. The motion passed unanimously.

- c. BPD Fare Evasion Policy Reinstatement.
Deputy Chief Haight discussed this item and he answered questions from the BPCRB.
- d. BPD Response to Calls for Service Regarding Disruptive Behavior.
Deputy Chief Haight discussed the process and he answered questions from the BPCRB.

Lieutenant Franklin answered a question from the BPCRB.

13. Independent Police Auditor's Report. For Discussion and Action.

- a. OIPA's Monthly Reports for February 2018 and March 2018
Mr. Bloom presented the OIPA Monthly Reports for February and March 2018.
- b. Discussion re Board Appointments for BPCRB Seats Expiring on June 30, 2018 and the Public-at-Large Seat
Mr. Bloom reviewed the process for Board of Directors' Appointments to the BPCRB seats expiring June 30, 2018 and he answered questions from the BPCRB.
- c. Discussion of OIR Report Process Including BART Board of Directors March 8, 2018 Vote to Implement 39 of 54 Recommendations
This item was discussed under Agenda Item #11.
- d. Discussion of OIPA and BPCRB Roles in Connection with BPD Officer-Involved Shootings
Mr. Bloom discussed this item and he explained the roles. He also answered questions from the BPCRB.

A motion to extend the meeting to 7:30 p.m. was made by Mr. Mensinger and seconded by Mr. Rizk. The motion passed unanimously.

14. Closed Session.

- a. To Consider Public Employee Discipline/Dismissal/Release in Office of the Independent Police Auditor Case #17-35. Gov. Code §54957
- b. To Consider Public Employee Discipline/Dismissal/Release in Office of the Independent Police Auditor Case #17-44. Gov. Code §54957

Mr. Sebahtu exited the meeting at 7:15 p.m.

The BPCRB reconvened in open session at 7:17 p.m.

Chairperson Perezvelez announced the vote taken during closed session with regard to agenda item #14a. The BPCRB voted to accept the findings reached by OIPA with eight votes in favor, zero against and one abstention by Mr. Sebahtu.

Chairperson Perezvelez announced the vote taken during closed session with regard to agenda item #14b. The BPCRB voted to accept the findings reached by OIPA with eight votes in favor, zero against and one abstention by Mr. Sebahtu.

15. Adjournment.

A motion to adjourn the meeting was made by Mr. Mensinger and was seconded by Mr. W. White. The motion passed unanimously.

The meeting was adjourned at approximately 7:17 p.m.

BART POLICE DEPARTMENT



March 2018
MONTHLY REPORT

BPD Monthly Reports

March 2018

| Report | Responsible |
|------------------------------|---------------------|
| 01 – Industrial Leave* | SSD – J. Morgan |
| 02 – Vacancy | SSD – F. Cheung |
| 03 – Diversity | SSD – F. Cheung |
| 04 – Training | PS&T – P. Kwon |
| 05 – Use of Force | PS&T – K. Franklin |
| 06 – Citizen Complaints | PS&T – K. Franklin |
| 07 – Internal Affairs Log | PS&T – K. Franklin |
| 08 – Performance Measures | SSD – K. Dam |
| 09 – Enforcement Contacts | SSD – K. Dam |
| 10 – Parking Enforcement | POD – J. DeVera |
| 11 – Warrant Arrests | SSD – K. Dam |
| 12 – Detectives Assignments | SSD – J. Power |
| 13 – Detectives Closure Rate | SSD – J. Power |
| 14 – Assembly Bill 716 | POD – M. Williamson |
| 15 – Absence Overview | SSD – C. Vogan |
| 16 – Overtime | SSD – F. Cheung |
| 17 – Communications Center | SSD – G. Hesson |
| 18 – BART Watch | SSD – C. Vogan |

*Not included in Year-End or Monthly BPCRB Reports

BART Police Department (07) Staffing Status

As of: 04/09/18
Vacancy Factor: 0.0

| | Pos'n Code | Job Title | FY18 Adopted | Reclass | As of 04/09/18 | Filled | On Leave or TMD | Vacant |
|-------------------------|------------|-----------------------------|--------------|----------|----------------|------------|-----------------|-----------|
| NON-SWORN (Rep) | 027 | Community Service Officer | 63 | | 63 | 45 | 5 | 18 |
| | 045 | Police Admin Specialist | 12 | | 12 | 10 | - | 2 |
| | 048 | Police Dispatcher | 16 | | 16 | 16 | 1 | - |
| | 098 | Revenue Protection Guard | 19 | | 19 | 16 | 1 | 3 |
| | 836 | Police Sup./CAD/RMS Admin** | 6 | | 6 | 6 | - | - |
| SWORN | 778 | Police Officer | 64 | | 64 | 56 | 6 | 8 |
| | | In Academy = 8 | | | | | | - |
| | | Field Training = 2 | | | | | | - |
| | 788 | Senior Police Officer | 103 | | 103 | 82 | 5 | 21 |
| | 798 | Master Police Officer | 14 | | 14 | 11 | - | 3 |
| | 838 | Police Sergeant | 34 | | 34 | 31 | 4 | 3 |
| | 888 | Police Lieutenant | 10 | | 10 | 10 | 1 | - |
| | 898 | Police Deputy Chief | 3 | | 3 | 3 | | - |
| | 980 | Police Chief | 1 | | 1 | 1 | | - |
| Non-Sworn (Non-Rep) | SF100 | Mgr of Security Programs** | 1 | | 1 | - | | 1 |
| | 000065 | Emergency Preparedness Mgr. | 1 | | 1 | 1 | - | - |
| | 000074 | Crisis Outreach Coordinator | 1 | | 1 | 1 | | - |
| | 000081 | Accreditation Manager | 1 | | 1 | 1 | - | - |
| | AF200 | Sr. Administrative Analyst | 1 | | 1 | 1 | | - |
| DEPARTMENT TOTAL | | | 350 | - | 350 | 291 | 23 | 59 |

Notes

>1 ea. LT show as unbudgeted

Add people on TMD to the filled position

EBART - Ofc 5, CSO 4

Fare Evasion - 6 CSOs, 1 PAS

Note: BART Police Department has 17 Attrition Float positions, of which 10 are Police Officers (778), 5 are Community Service Officers (027) and 2 are Police Dispatchers (048).

- > "On Leave" category does not include personnel on Admin Leave.
- > Mgr of Security Programs position is currently filled by a Police Lieutenant**

BART PD DIVERSITY MONTHLY REPORT

As of 4/9/18

+

| <u>ETHNICITY</u> | | <u>S</u> | | <u>C</u> | |
|----------------------------|-----------------|-------------|------------|-------------|-----------|
| White | 37% 108 | 43% | 78 | 31% | 30 |
| Black | 22% 63 | 21% | 41 | 23% | 22 |
| Asian | 21% 60 | 16% | 31 | 30% | 29 |
| Hispanic | 19% 55 | 18% | 41 | 14% | 14 |
| American/ Indian | 0% 0 | 0% | 0 | 0% | 0 |
| Native Hawaiian/Pac Island | 1% 5 | 2% | 3 | 2% | 2 |
| Total: | 100% 291 | 100% | 194 | 100% | 97 |
| <u>DEMOGRAPHIC</u> | | <u>S</u> | | <u>C</u> | |
| Female | 22% 63 | 9% | 18 | 47% | 46 |
| Male | 78% 227 | 91% | 176 | 53% | 51 |
| Total: | 100% 290 | 100% | 194 | 100% | 97 |
| <u>CLASSIFICATION</u> | | | | | |
| Sworn | 67% 194 | | | | |
| Civilian | 33% 97 | | | | |
| Total: | 100% 291 | | | | |

CRISIS INTERVENTION TRAINING AS OF: April 1, 2018

| Personnel Positions | Total Positions | Filled Positions | Vacant Positions | (Not in Academy or Field Training) Eligible to Attend Training | Total of Filled Positions Trained | Percentage of Total Filled Positions Trained | Percentage of Eligible Filled Positions Trained |
|-----------------------------|------------------------|-------------------------|-------------------------|---|--|---|--|
| Chief | 1 | 1 | 0 | 1 | 0 | 0% | 0% |
| Deputy Chiefs | 3 | 3 | 0 | 3 | 3 | 100% | 100% |
| Lieutenants | 10 | 10 | 0 | 9 | 9 | 90% | 100% |
| Sergeants | 34 | 31 | 3 | 31 | 31 | 100% | 100% |
| Officers | 181 | 148 | 33 | 136 | 134 | 91% | 99% |
| Dispatchers | 16 | 16 | 0 | 13 | 13 | 81% | 100% |
| Dispatch Supervisors | 2 | 2 | 0 | 2 | 2 | 100% | 100% |
| CSOs | 63 | 45 | 18 | 44 | 43 | 96% | 98% |
| Crisis Outreach Coordinator | 1 | 1 | 0 | 1 | 1 | 100% | 100% |
| Total | 311 | 257 | 54 | 240 | 236 | 92% | 98% |

Personnel Positions that are not designated to attend CIT Training

| | Total | Filled | Vacant |
|-----------------------------------|--------------|---------------|---------------|
| Revenue Protection Guards | 19 | 16 | 3 |
| Police Administrative Specialists | 12 | 10 | 2 |
| Police Sup./CAD RMS Admin | 4 | 4 | 0 |
| Civilian Managers/Analyst | 3 | 3 | 0 |
| Sub Total | 38 | 33 | 5 |
| TOTAL PERSONNEL | 349 | 290 | 59 |

FAIR AND IMPARTIAL / BIASED BASED TRAINING AS OF April 1, 2018

| Personnel Positions | Total Positions | Filled Positions | Vacant Positions | Eligible to Attend (Not in Academy or Field Training) | Total of Filled Positions Trained | Percentage of Total Filled Positions Trained | Percentage of Eligible Filled Positions |
|----------------------------|------------------------|-------------------------|-------------------------|--|--|---|--|
| Chief | 1 | 1 | 0 | 1 | 0 | 0.0% | 0.0% |
| Deputy Chiefs | 3 | 3 | 0 | 3 | 3 | 100.0% | 100.0% |
| Lieutenants | 10 | 10 | 0 | 10 | 10 | 100.0% | 100.0% |
| Sergeants | 34 | 31 | 3 | 31 | 31 | 100.0% | 100.0% |
| Officers | 181 | 148 | 33 | 141 | 141 | 95.3% | 100.0% |
| CSOs | 63 | 45 | 18 | 43 | 40 | 88.9% | 93.0% |
| Total | 292 | 238 | 54 | 229 | 225 | 94.5% | 98.3% |

Personnel Positions that are not designated to attend FAIR AND IMPARTIAL Training

| | Total | Filled | Vacant |
|-----------------------------------|--------------|---------------|---------------|
| Dispatchers | 16 | 16 | 0 |
| Dispatch Supervisors | 2 | 2 | 0 |
| Crisis Outreach Coordinator | 1 | 1 | 0 |
| Revenue Protection Guards | 19 | 16 | 3 |
| Police Administrative Specialists | 12 | 10 | 2 |
| Police Sup./CAD RMS Admin | 4 | 4 | 0 |
| Civilian Managers/Analyst | 3 | 3 | 0 |
| Sub Total | 57 | 52 | 5 |
| TOTAL PERSONNEL | 349 | 290 | 59 |

POLICE ROADWAY PROTECTION TRAINING AS OF: April 1, 2018

| Personnel Positions | Total Positions | Filled Positions | Vacant Positions | Eligible to Attend (Not in Academy, FTO, or IND/Leave) | Total of Filled Positions Trained | Percentage of Total Filled Positions Trained | Percentage of Eligible Filled Positions |
|----------------------------|------------------------|-------------------------|-------------------------|---|--|---|--|
| Chief | 1 | 1 | 0 | 1 | 0 | 0.0% | 0.0% |
| Deputy Chiefs | 3 | 3 | 0 | 3 | 3 | 100.0% | 100.0% |
| Lieutenants | 10 | 10 | 0 | 9 | 9 | 90.0% | 100.0% |
| Sergeants | 34 | 31 | 3 | 30 | 30 | 97% | 100.0% |
| Officers | 181 | 148 | 33 | 141 | 139 | 93.9% | 98.6% |
| CSOs-Not Required | 63 | 45 | 18 | 42 | 39 | 86.7% | 92.9% |
| Total | 292 | 238 | 54 | 226 | 220 | 92.4% | 97.3% |

Personnel Positions that are REQUIRED to attend Police Roadway Protection Training

| | Total | Filled | Vacant |
|--------------------------------------|--------------|---------------|---------------|
| CSOs | 63 | 45 | 18 |
| Dispatchers | 16 | 16 | 0 |
| Dispatch Supervisors | 2 | 2 | 0 |
| Crisis Outreach Coordinator | 1 | 1 | 0 |
| Revenue Protection Guards | 19 | 16 | 3 |
| Police Administrative Specialists | 12 | 10 | 2 |
| Police Sup./CAD RMS Admin | 4 | 4 | 0 |
| Civilian Managers/Analyst | 3 | 3 | 0 |
| Sub Total | 120 | 97 | 23 |
| TOTAL PERSONNEL | 412 | 335 | 77 |

Use of Force Incidents - 2018

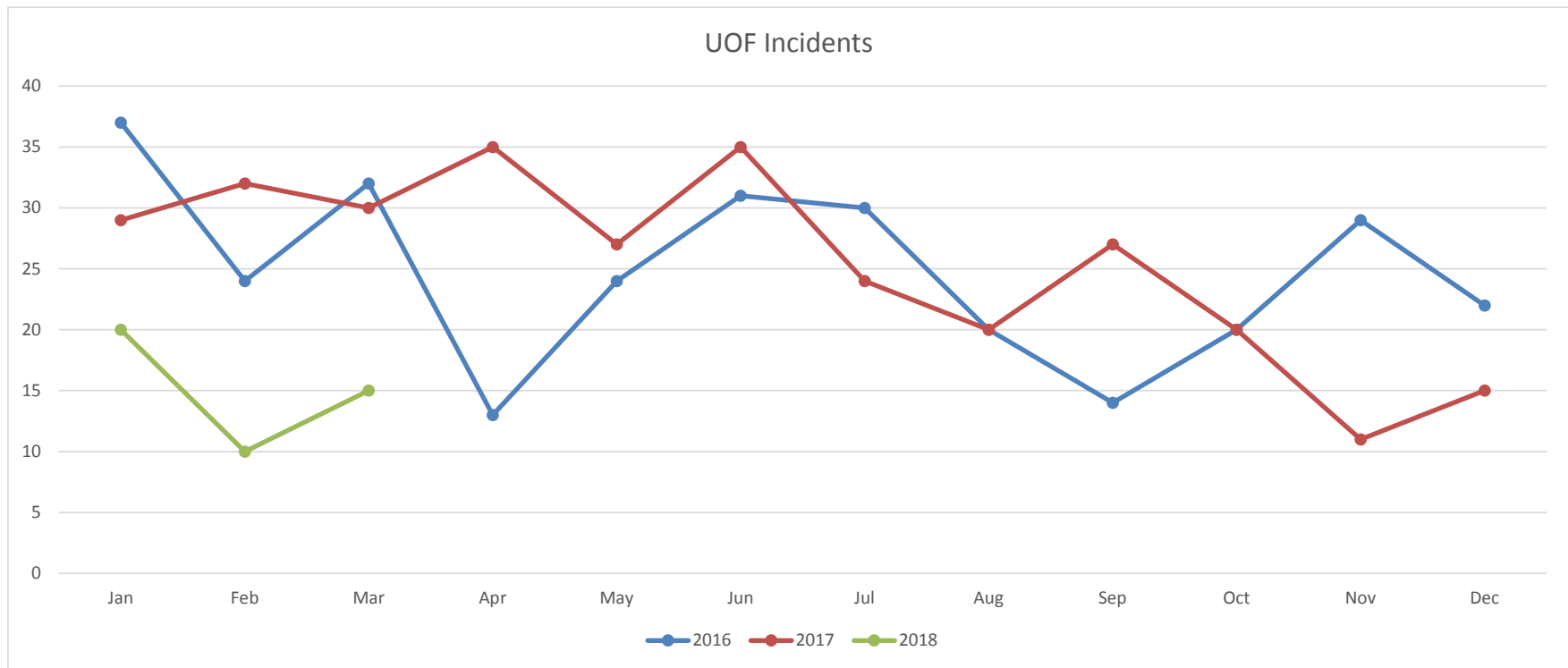
| | Jan | Feb | Mar | Apr | May | Jun | Jul | Aug | Sep | Oct | Nov | Dec | Total |
|----------|-----|-----|-----|-----|-----|-----|-----|-----|-----|-----|-----|-----|-------|
| 2018 | 20 | 10 | 15 | | | | | | | | | | 45 |
| YTD 2018 | 20 | 30 | 45 | | | | | | | | | | |

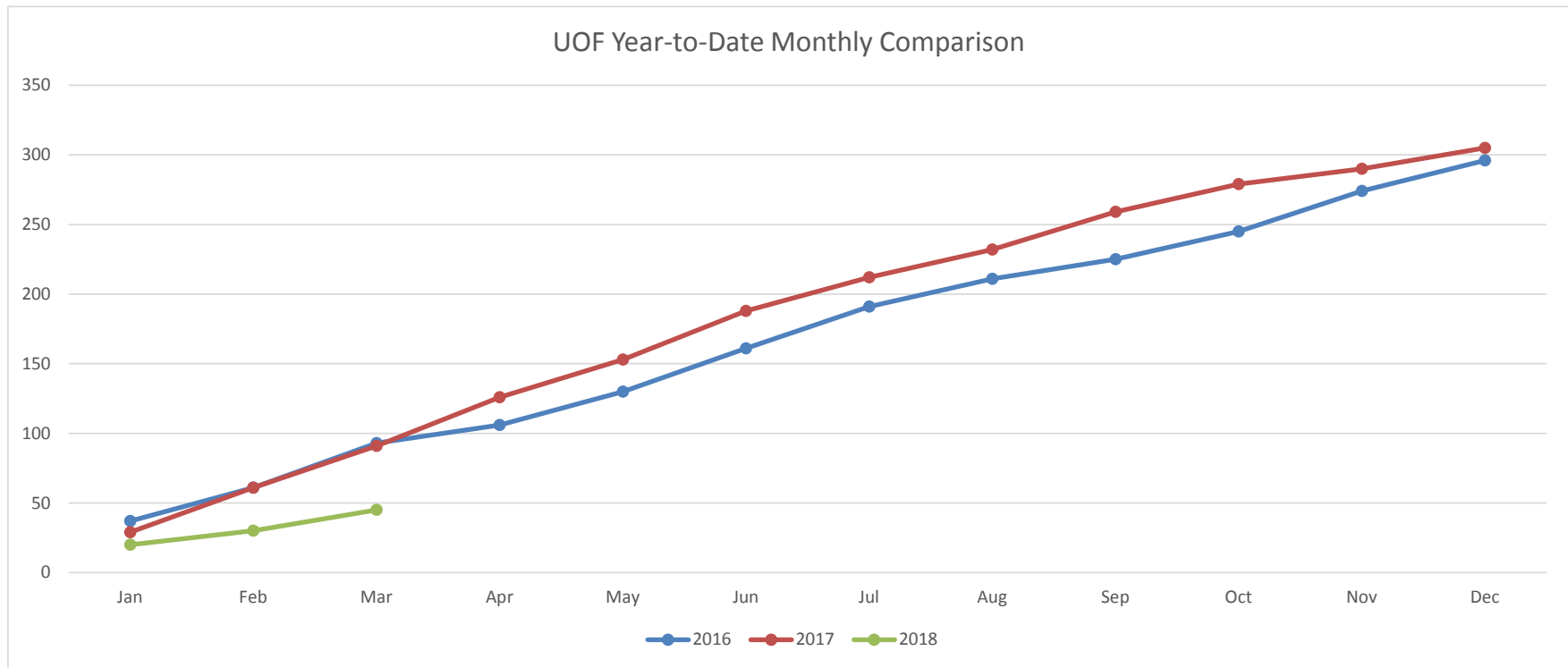
Use of Force Incidents - 2017

| | Jan | Feb | Mar | Apr | May | Jun | Jul | Aug | Sep | Oct | Nov | Dec | Total |
|----------|-----|-----|-----|-----|-----|-----|-----|-----|-----|-----|-----|-----|-------|
| 2017 | 29 | 32 | 30 | 35 | 27 | 35 | 24 | 20 | 27 | 20 | 11 | 15 | 305 |
| YTD 2017 | 29 | 61 | 91 | 126 | 153 | 188 | 212 | 232 | 259 | 279 | 290 | 305 | |

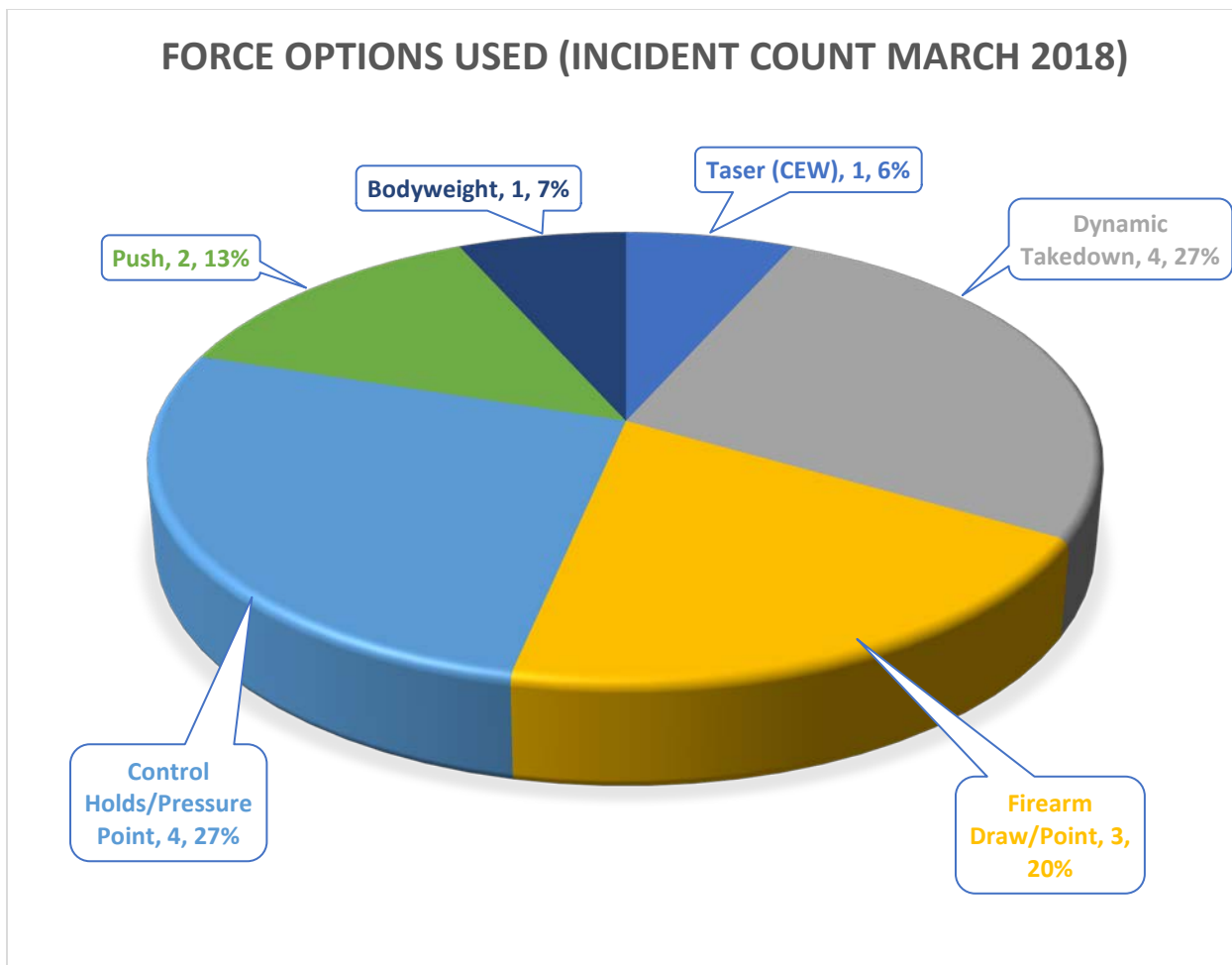
Use of Force Incidents - 2016

| | Jan | Feb | Mar | Apr | May | Jun | Jul | Aug | Sep | Oct | Nov | Dec | Total |
|----------|-----|-----|-----|-----|-----|-----|-----|-----|-----|-----|-----|-----|-------|
| 2016 | 37 | 24 | 32 | 13 | 24 | 31 | 30 | 20 | 14 | 20 | 29 | 22 | 296 |
| YTD 2016 | 37 | 61 | 93 | 106 | 130 | 161 | 191 | 211 | 225 | 245 | 274 | 296 | |



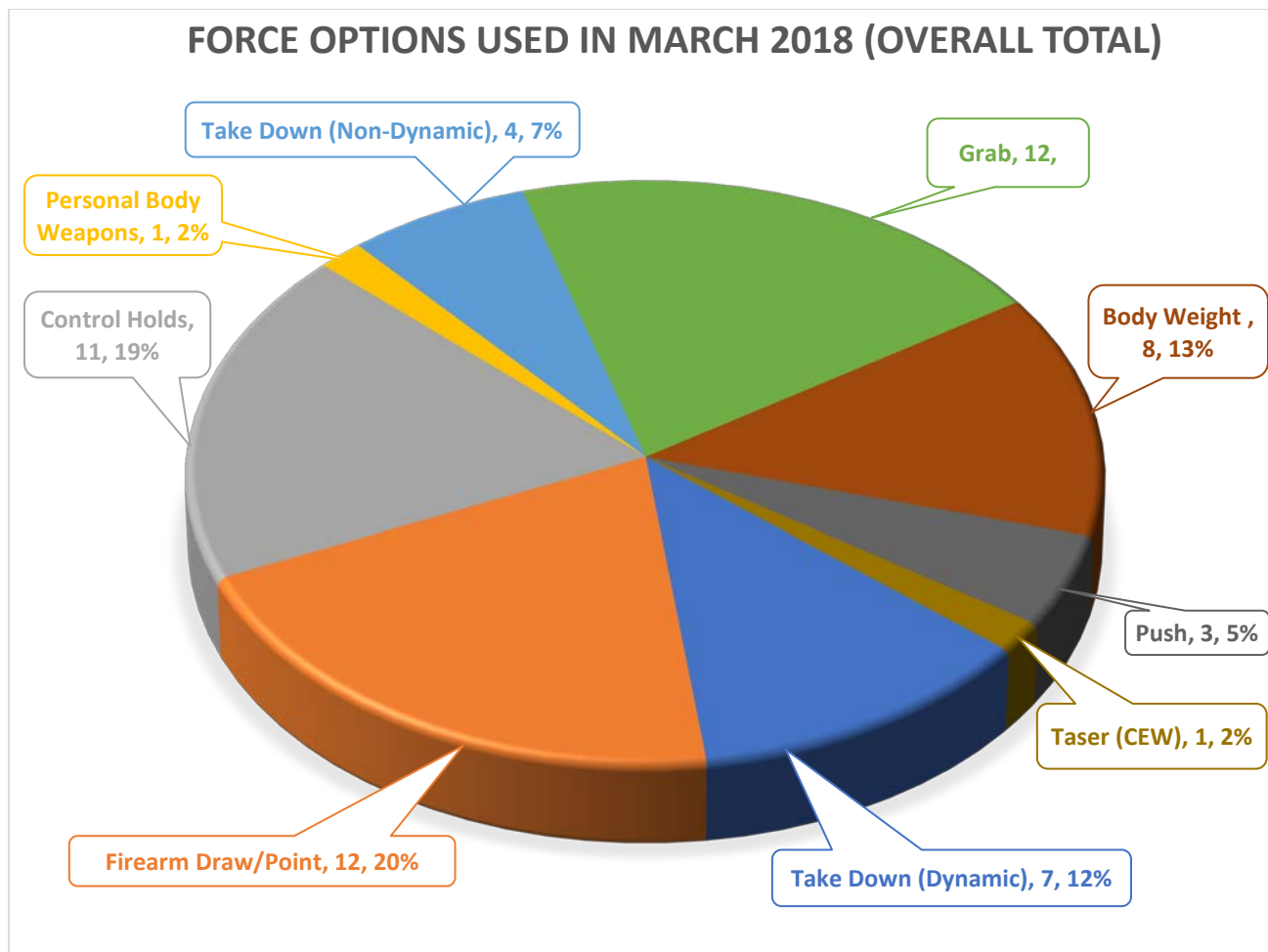


Force Options Used (Incident Count), March 2018



*Each incident could contain more than one force option used. This pie chart reflects the most significant force option used per incident.

Types of Force Used, March 2018 (Overall Total)



*Some incidents involved the use of multiple force options. If two officers involved in the same incident used the same force option, this data would reflect both officers. As an example, if two officers in the same incident used control holds, this data would reflect two separate control holds.

Citizen Complaints - 2018

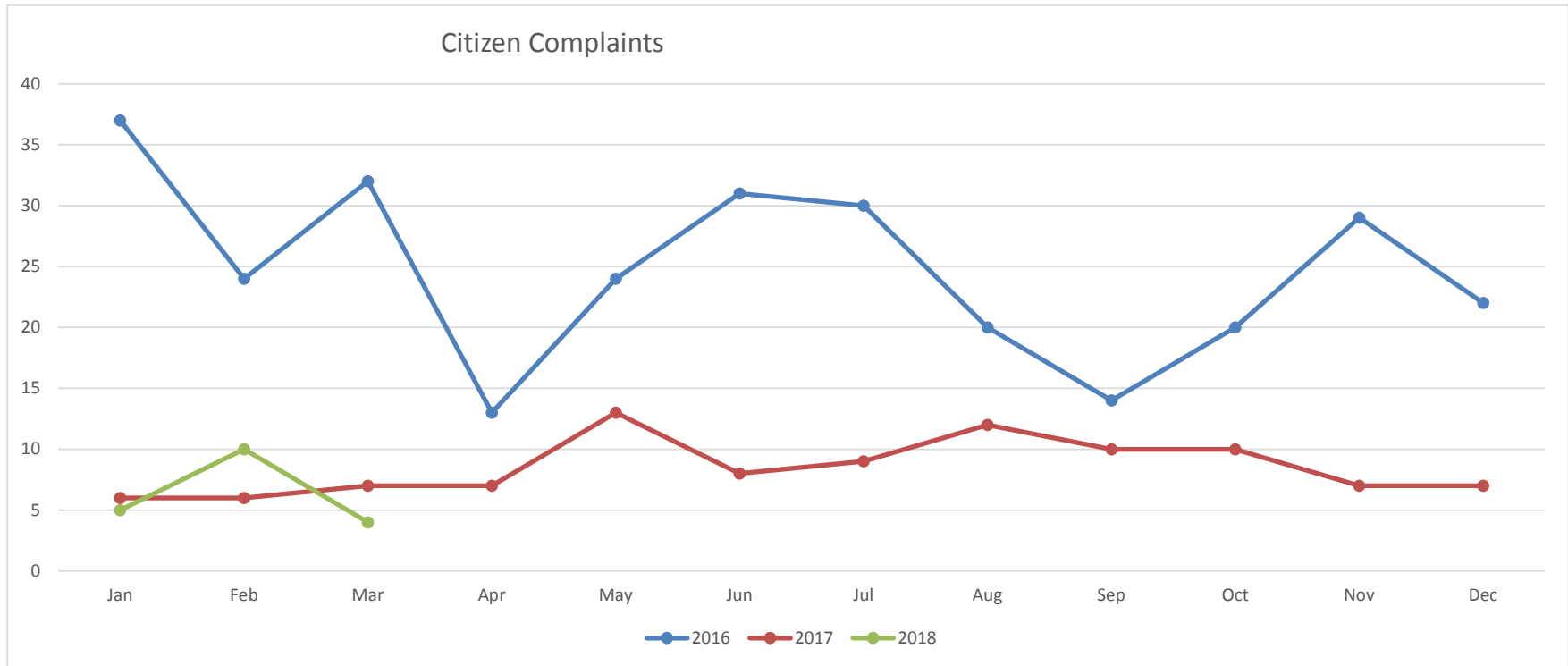
| | Jan | Feb | Mar | Apr | May | Jun | Jul | Aug | Sep | Oct | Nov | Dec | Total |
|----------|-----|-----|-----|-----|-----|-----|-----|-----|-----|-----|-----|-----|-------|
| 2018 | 5 | 10 | 4 | | | | | | | | | | 19 |
| YTD 2018 | 5 | 15 | 19 | | | | | | | | | | |

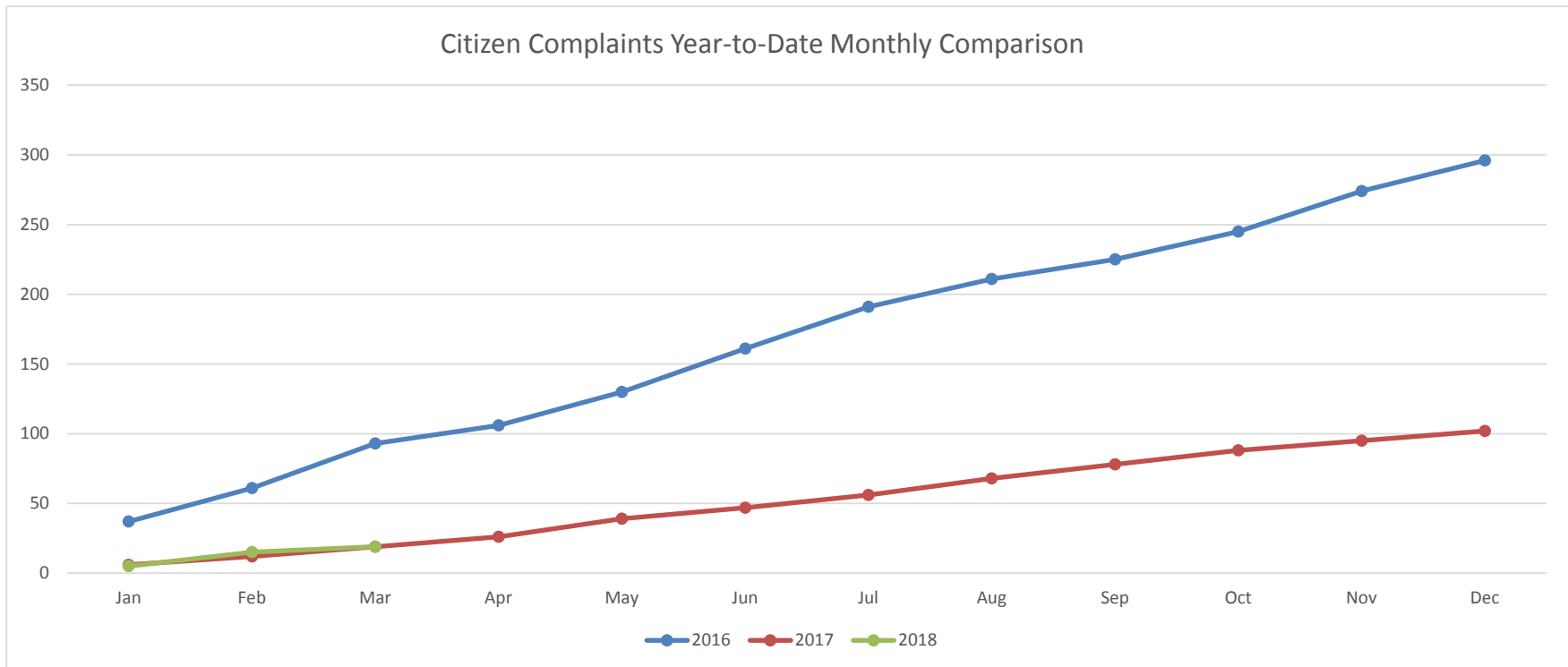
Citizen Complaints - 2017

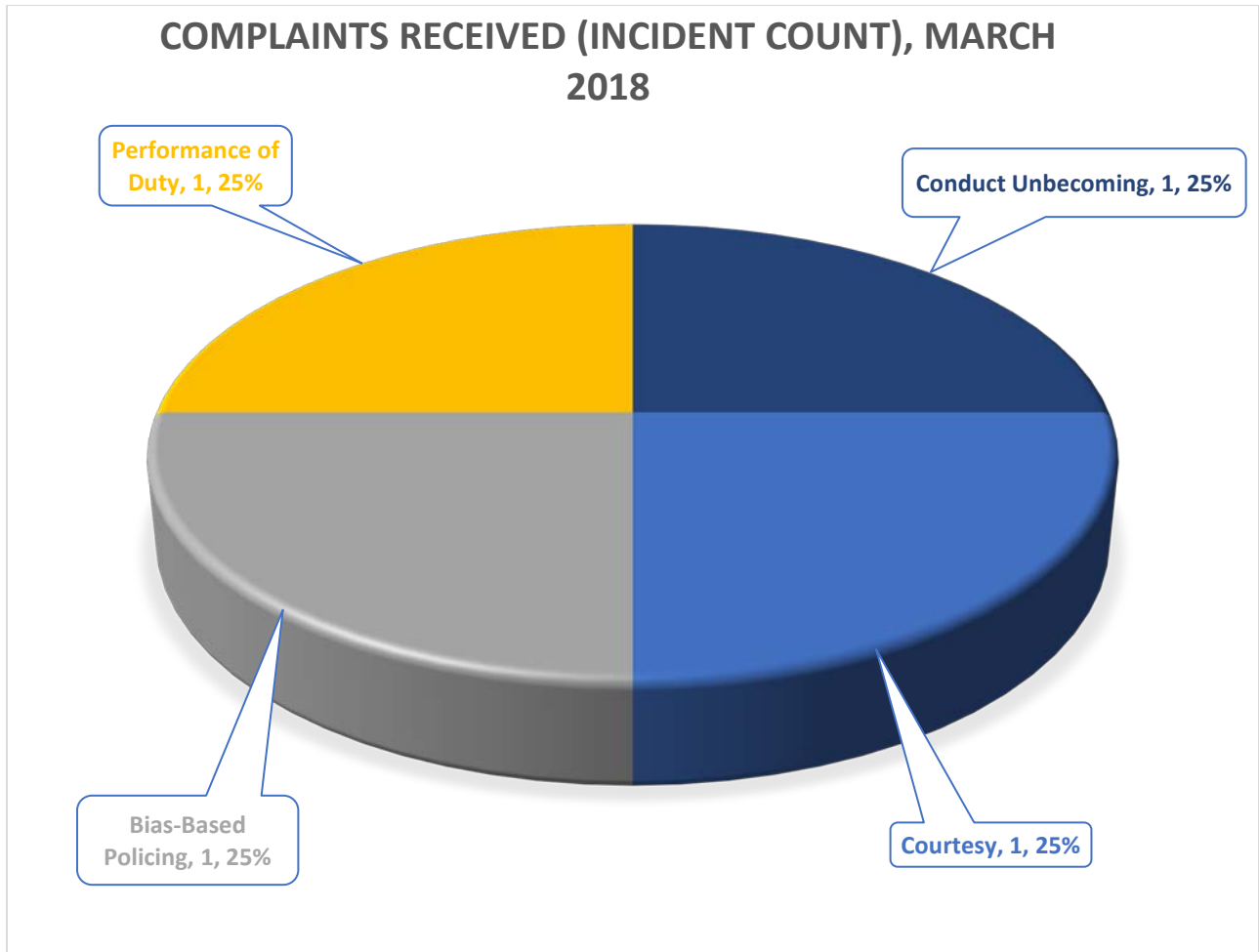
| | Jan | Feb | Mar | Apr | May | Jun | Jul | Aug | Sep | Oct | Nov | Dec | Total |
|----------|-----|-----|-----|-----|-----|-----|-----|-----|-----|-----|-----|-----|-------|
| 2017 | 6 | 6 | 7 | 7 | 13 | 8 | 9 | 12 | 10 | 10 | 7 | 7 | 102 |
| YTD 2017 | 6 | 12 | 19 | 26 | 39 | 47 | 56 | 68 | 78 | 88 | 95 | 102 | |

Citizen Complaints - 2016

| | Jan | Feb | Mar | Apr | May | Jun | Jul | Aug | Sep | Oct | Nov | Dec | Total |
|----------|-----|-----|-----|-----|-----|-----|-----|-----|-----|-----|-----|-----|-------|
| 2016 | 10 | 3 | 13 | 7 | 7 | 10 | 6 | 9 | 8 | 7 | 8 | 6 | 94 |
| YTD 2016 | 10 | 13 | 26 | 33 | 40 | 50 | 56 | 65 | 73 | 80 | 88 | 94 | |







Each incident could contain more than one allegation. This pie chart reflects the most significant allegation per incident.

| BART Police Department - Office of Internal Affairs | | | | | | | |
|---|------------|------------|---------------------|----------------|----------------|------------|----------------|
| Investigation Log - March 2018 | | | | | | | |
| IA | DATE | | | | | | COMPLETED DATE |
| CASE # | OCC'D | REC'D | ALLEGATION | FINDING | INVESTIGATOR | DUE DATE | |
| IA2016-071 | 07/29/16 | 7/29/2016 | Force, Bias, Arrest | | Lt. Kwon | 12/28/16 | |
| | | | Force, Bias, Arrest | | (Tolled) | 01/27/17 | |
| | | | Force, Bias, Arrest | | | | |
| | | | Force, Bias, Arrest | | | | |
| IA2017-040 | 1/31/2017 | 5/18/2017 | Force | | Sgt. Togonon | 10/17/2017 | |
| | | | Force | | Tolled | | |
| IA2017-081 | 8/31/2017 | 8/31/2017 | CUBO | | Sgt. T. Salas | 1/30/2018 | Submitted L21 |
| | | | CUBO | | | | |
| | | | CUBO | | | | |
| IA2017-084 | 9/17/2017 | 9/18/2017 | Force, CUBO | | Sgt. Togonon | 2/17/2018 | Corrections |
| IA2017-093 | 10/4/2017 | 10/4/2017 | Force | | Sgt. T. Salas | 3/5/2018 | Submitted L21 |
| IA2017-095 | 10/13/2017 | 10/18/2017 | Performance of duty | | Sgt. T. Salas | 4/10/2018 | |
| | | | Force/Search | | | | |
| IA2017-096 | 10/20/2017 | 10/23/2017 | Bias Based Policing | | Sgt. T. Salas | 3/24/2018 | |
| | | | | | Sgt. Fueng | | |
| IA2017-097 | 10/13/2017 | 10/18/2017 | CUBO | OIPA Inv | Sgt. Togonon | 3/19/2018 | |
| | | | Bias-Based Policing | | | | |
| IA2017-101 | 10/30/2017 | 10/31/2017 | Performance of Duty | | Sgt. T. Salas | 3/22/2018 | Submitted L21 |
| IA2017-102 | 11/3/2017 | 11/3/2017 | Performance of Duty | | Sgt. Togonon | 4/4/2018 | Submitted L21 |
| | | | | | Sgt. Henderson | | |
| IA2017-105 | 11/15/2017 | 11/16/2017 | Performance of Duty | | T. Salas | 4/17/2018 | |
| | | | Bias-Based Policing | | | | |
| | | | Policy (Axon) | | | | |
| IA2017-110 | 11/28/2017 | 11/28/2017 | Policy/Procedure | Service Review | Lt. Kwon | | |
| IA2017-111 | 11/10/2017 | 11/10/2017 | Force | | Sgt. Salas | 4/11/2018 | |
| IA2017-114 | 12/12/2017 | 12/13/2017 | Force, Bias, CUBO | | Sgt. T. Salas | 5/14/2018 | |
| IA2017-115 | 12/20/2017 | Unk | Force, CUBO | | Sgt. McNack | 5/21/2018 | |
| | | | Policy/Procedure | | | | |
| IA2017-117 | 12/17/2017 | 12/28/2017 | Performance | | Sgt. Togonon | 5/29/2018 | |
| | | | Arrest/ Detention | | Sgt. Szopinski | 3/15/2018 | |
| IA2017-118 | 12/25/2017 | 1/2/2018 | Force | | Sgt. T. Salas | 6/3/2018 | |
| IA2018-001 | 1/3/2018 | 1/3/2018 | Force (OIS) | | Sgt. T. Salas | 6/4/2018 | |
| | | | | | Tolled | | |
| IA2018-002 | 1/4/2018 | 1/4/2018 | CUBO | Admin Closure | Sgt. McNack | 6/4/2018 | |
| IA2018-003 | 1/28/2018 | 1/8/2018 | Arrest/Detention | | Sgt. T. Salas | 7/8/2018 | |
| IA2018-005 | 1/12/2018 | 1/12/2018 | Bias/CUBO | | Sgt. Togonon | 6/13/2018 | |

| IA | DATE | | | | | | |
|------------|--------------|-----------|-------------------------------------|---------------------|---------------|-----------|----------------|
| CASE # | OCC'D | REC'D | ALLEGATION | FINDING | INVESTIGATOR | DUE DATE | COMPLETED DATE |
| IA2018-007 | 1/26/2018 | 1/26/2018 | Force | | Sgt. Togonon | 7/4/2018 | |
| IA2018-009 | 2/1/2018 | 2/8/2018 | Bias | | Sgt. Togonon | 7/10/2018 | |
| IA2018-010 | 2/1 2/2 2018 | 2/12/2018 | CUBO | | Sgt. T. Salas | 7/14/2018 | |
| | | | CUBO | | | | |
| IA2018-011 | 2/12/2018 | 2/13/2018 | Arrest/Detention, Force, Bias, CUBO | OIPA Inv | Sgt. T. Salas | 7/16/2018 | |
| IA2018-012 | 2/2/2018 | 2/14/2018 | Arrest/Detention, POD | | Sgt. McNack | 7/16/2018 | |
| | | | Arrest/Detention, POD | | | | |
| | | | Arrest/Detention, POD | | | | |
| IA2018-013 | 2/7/2018 | 2/10/2018 | Force/Policy/Procedure | | Sgt. McNack | 7/22/2018 | |
| | | | Policy/Procedure | | | | |
| IA2018-014 | 2/17/2018 | 2/20/2018 | Performance of Duty | | Sgt. Togonon | 7/23/2018 | |
| IA2018-015 | 2/18/2018 | 2/20/2018 | Performance of Duty, CUBO | | Sgt. T. Salas | 7/22/2018 | |
| IA2018-016 | 2/25/2018 | 2/26/2018 | Policy/Procedure, POD | Service Review ? | Sgt. T. Salas | 7/28/2018 | |

Enforcement Contacts - 2018

| | Jan | Feb | Mar | Apr | May | Jun | Jul | Aug | Sep | Oct | Nov | Dec | YTD |
|-----------------|-----|-------|-------|-----|-----|-----|-----|-----|-----|-----|-----|-----|-------|
| Felony Arrest | 38 | 26 | 41 | | | | | | | | | | 105 |
| YTD 2018 | 38 | 64 | 105 | | | | | | | | | | |
| Misd. Arrest | 88 | 109 | 123 | | | | | | | | | | 320 |
| YTD 2018 | 88 | 197 | 320 | | | | | | | | | | |
| Cite & Release | 396 | 405 | 457 | | | | | | | | | | 1,258 |
| YTD 2018 | 396 | 801 | 1,258 | | | | | | | | | | |
| Field Interview | 512 | 581 | 581 | | | | | | | | | | 1,674 |
| YTD 2018 | 512 | 1,093 | 1,674 | | | | | | | | | | |

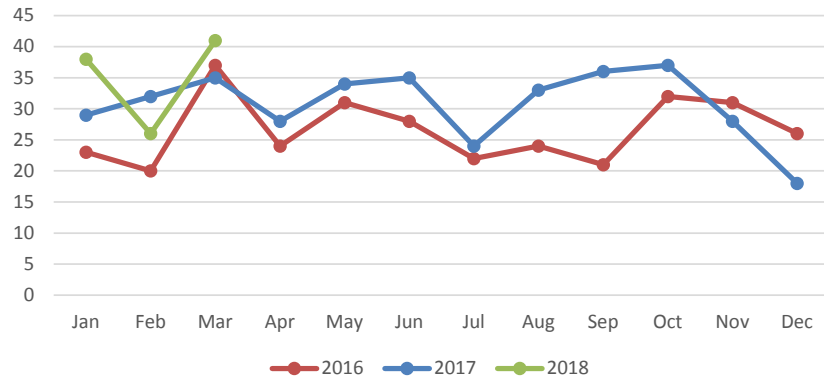
Enforcement Contacts - 2017

| | Jan | Feb | Mar | Apr | May | Jun | Jul | Aug | Sep | Oct | Nov | Dec | YTD |
|-----------------|-----|-----|-------|-------|-------|-------|-------|-------|-------|-------|-------|-------|-------|
| Felony Arrest | 29 | 32 | 35 | 28 | 34 | 35 | 24 | 33 | 36 | 37 | 28 | 18 | 369 |
| YTD 2017 | 29 | 61 | 96 | 124 | 158 | 193 | 217 | 250 | 286 | 323 | 351 | 369 | |
| Misd. Arrest | 96 | 82 | 112 | 100 | 109 | 107 | 106 | 137 | 129 | 142 | 131 | 104 | 1,355 |
| YTD 2017 | 96 | 178 | 290 | 390 | 499 | 606 | 712 | 849 | 978 | 1,120 | 1,251 | 1,355 | |
| Cite & Release | 356 | 578 | 355 | 252 | 222 | 155 | 261 | 654 | 385 | 730 | 287 | 200 | 4,435 |
| YTD 2017 | 356 | 934 | 1,289 | 1,541 | 1,763 | 1,918 | 2,179 | 2,833 | 3,218 | 3,948 | 4,235 | 4,435 | |
| Field Interview | 175 | 336 | 322 | 349 | 418 | 336 | 348 | 545 | 749 | 646 | 508 | 466 | 5,198 |
| YTD 2017 | 175 | 511 | 833 | 1,182 | 1,600 | 1,936 | 2,284 | 2,829 | 3,578 | 4,224 | 4,732 | 5,198 | |

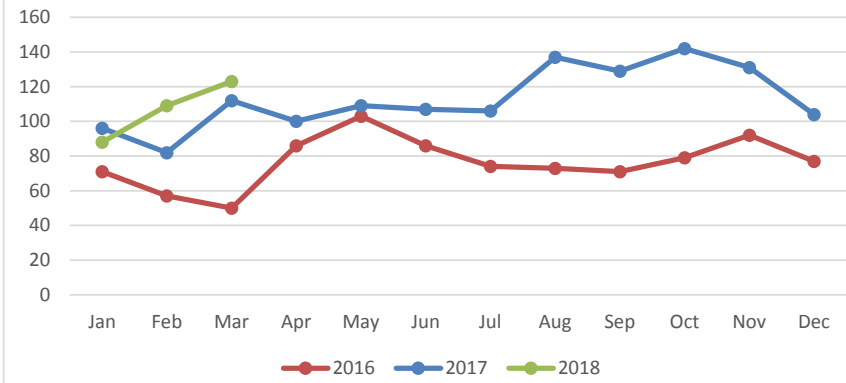
Enforcement Contacts - 2016

| | Jan | Feb | Mar | Apr | May | Jun | Jul | Aug | Sep | Oct | Nov | Dec | YTD |
|-----------------|-----|-----|-------|-------|-------|-------|-------|-------|-------|-------|-------|-------|-------|
| Felony Arrest | 23 | 20 | 37 | 24 | 31 | 28 | 22 | 24 | 21 | 32 | 31 | 26 | 319 |
| YTD 2016 | 23 | 43 | 80 | 104 | 135 | 163 | 185 | 209 | 230 | 262 | 293 | 319 | |
| Misd. Arrest | 71 | 57 | 50 | 86 | 103 | 86 | 74 | 73 | 71 | 79 | 92 | 77 | 919 |
| YTD 2016 | 71 | 128 | 178 | 264 | 367 | 453 | 527 | 600 | 671 | 750 | 842 | 919 | |
| Cite & Release | 424 | 538 | 443 | 195 | 591 | 195 | 314 | 162 | 239 | 229 | 229 | 246 | 3,805 |
| YTD 2016 | 424 | 962 | 1,405 | 1,600 | 2,191 | 2,386 | 2,700 | 2,862 | 3,101 | 3,330 | 3,559 | 3,805 | |
| Field Interview | 175 | 501 | 219 | 469 | 482 | 422 | 350 | 490 | 372 | 425 | 444 | 355 | 4,704 |
| YTD 2016 | 175 | 676 | 895 | 1,364 | 1,846 | 2,268 | 2,618 | 3,108 | 3,480 | 3,905 | 4,349 | 4,704 | |

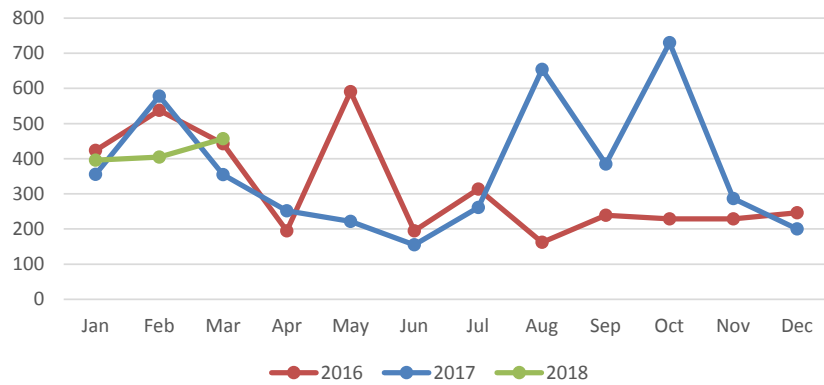
Felony Arrests



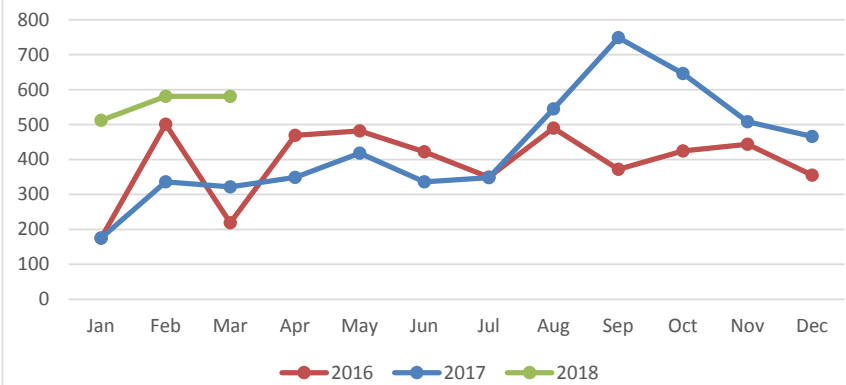
Misdemeanor Arrests



Cite & Release



Field Interviews



Parking Enforcement - 2018

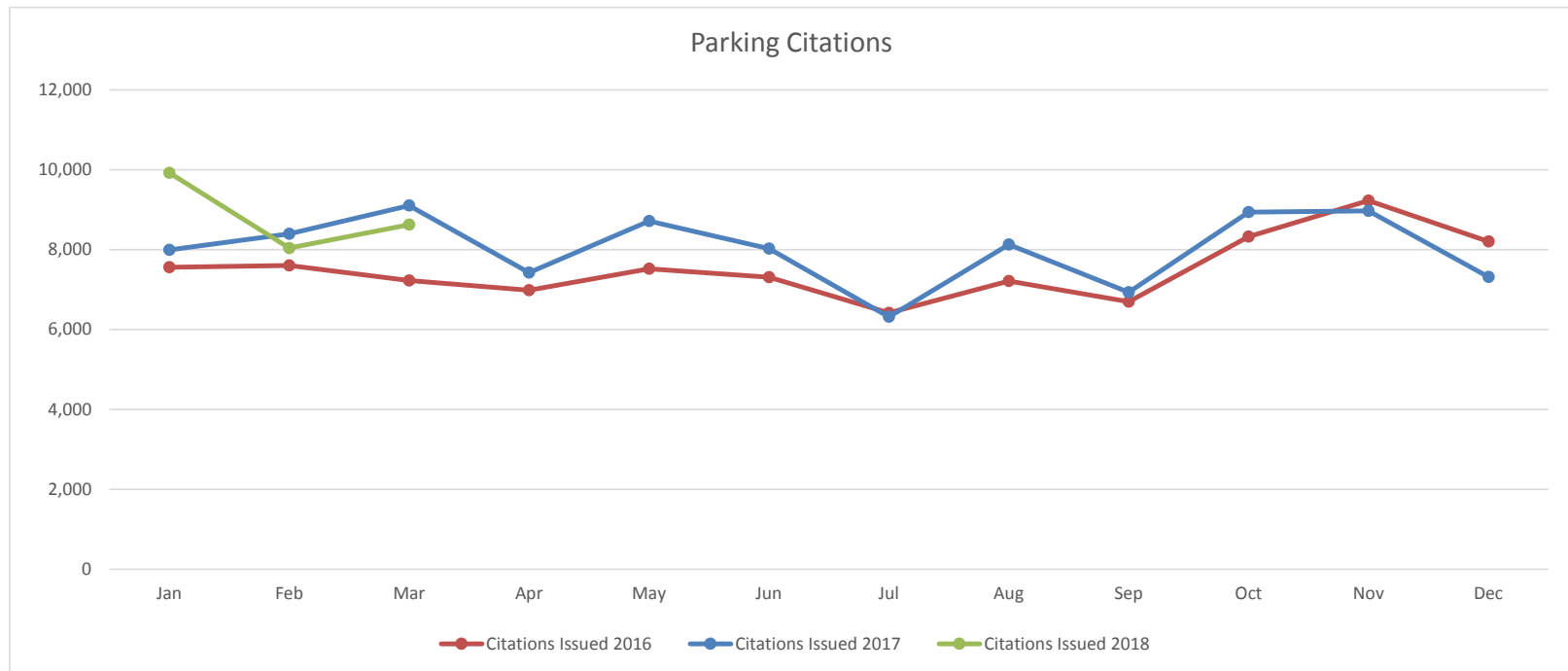
| | Jan | Feb | Mar | Apr | May | Jun | Jul | Aug | Sep | Oct | Nov | Dec | YTD |
|------------------|-------|--------|--------|-----|-----|-----|-----|-----|-----|-----|-----|-----|--------|
| Citations Issued | 9,925 | 8,042 | 8,629 | | | | | | | | | | 26,596 |
| YTD 2018 | 9,925 | 17,967 | 26,596 | | | | | | | | | | |
| Contested | 2,121 | 1,808 | 2,152 | | | | | | | | | | 6,081 |
| YTD 2018 | 2,121 | 3,929 | 6,081 | | | | | | | | | | |
| Dismissed | 1,502 | 1,200 | 1,448 | | | | | | | | | | 4,150 |
| YTD 2018 | 1,502 | 2,702 | 4,150 | | | | | | | | | | |

Parking Enforcement - 2017

| | Jan | Feb | Mar | Apr | May | Jun | Jul | Aug | Sep | Oct | Nov | Dec | YTD |
|------------------|-------|--------|--------|--------|--------|--------|--------|--------|--------|--------|--------|--------|--------|
| Citations Issued | 7,997 | 8,400 | 9,104 | 7,424 | 8,716 | 8,028 | 6,318 | 8,131 | 6,933 | 8,939 | 8,973 | 7,316 | 96,279 |
| YTD 2017 | 7,997 | 16,397 | 25,501 | 32,925 | 41,641 | 49,669 | 55,987 | 64,118 | 71,051 | 79,990 | 88,963 | 96,279 | |
| Contested | 1,324 | 1,673 | 1,761 | 1,796 | 1,912 | 1,681 | 1,587 | 1,734 | 1,578 | 1,793 | 1,556 | 2,116 | 20,511 |
| YTD 2017 | 1,324 | 2,997 | 4,758 | 6,554 | 8,466 | 10,147 | 11,734 | 13,468 | 15,046 | 16,839 | 18,395 | 20,511 | |
| Dismissed | 821 | 1,000 | 1,136 | 1,223 | 1,288 | 1,070 | 998 | 1,115 | 937 | 1,107 | 940 | 1,375 | 13,010 |
| YTD 2017 | 821 | 1,821 | 2,957 | 4,180 | 5,468 | 6,538 | 7,536 | 8,651 | 9,588 | 10,695 | 11,635 | 13,010 | |

Parking Enforcement - 2016

| | Jan | Feb | Mar | Apr | May | Jun | Jul | Aug | Sep | Oct | Nov | Dec | YTD |
|------------------|-------|--------|--------|--------|--------|--------|--------|--------|--------|--------|--------|--------|--------|
| Citations Issued | 7,559 | 7,608 | 7,225 | 6,988 | 7,521 | 7,312 | 6,419 | 7,218 | 6,698 | 8,326 | 9,229 | 8,205 | 90,308 |
| YTD 2016 | 7,559 | 15,167 | 22,392 | 29,380 | 36,901 | 44,213 | 50,632 | 57,850 | 64,548 | 72,874 | 82,103 | 90,308 | |
| Contested | 1,211 | 1,297 | 1,112 | 938 | 1,289 | 1,248 | 1,179 | 1,063 | 979 | 1,259 | 1,433 | 1,139 | 14,147 |
| YTD 2016 | 1,211 | 2,508 | 3,620 | 4,558 | 5,847 | 7,095 | 8,274 | 9,337 | 10,316 | 11,575 | 13,008 | 14,147 | |
| Dismissed | 722 | 788 | 688 | 738 | 847 | 772 | 668 | 649 | 602 | 690 | 855 | 733 | 8,752 |
| YTD 2016 | 722 | 1,510 | 2,198 | 2,936 | 3,783 | 4,555 | 5,223 | 5,872 | 6,474 | 7,164 | 8,019 | 8,752 | |



Warrant Arrests

| | Jan | Feb | Mar | Apr | May | Jun | Jul | Aug | Sep | Oct | Nov | Dec |
|---------------------------|-----------|------------|------------|------------|------------|------------|------------|------------|------------|------------|------------|------------|
| 2018 | | | | | | | | | | | | |
| BART Felony Warrants | 2 | 1 | 3 | | | | | | | | | |
| BART Misdemeanor Warrants | 3 | 3 | 2 | | | | | | | | | |
| O/S Felony Warrants | 12 | 10 | 16 | | | | | | | | | |
| O/S Misdemeanor Warrants | 40 | 37 | 68 | | | | | | | | | |
| Monthly Total | 57 | 51 | 89 | | | | | | | | | |
| YTD Total | 57 | 108 | 197 | | | | | | | | | |
| 2017 | | | | | | | | | | | | |
| BART Felony Warrants | 1 | 2 | 1 | 1 | 2 | 3 | 1 | 5 | 1 | 1 | 1 | 0 |
| BART Misdemeanor Warrants | 6 | 4 | 3 | 5 | 9 | 2 | 6 | 17 | 10 | 3 | 8 | 3 |
| O/S Felony Warrants | 20 | 19 | 20 | 18 | 18 | 15 | 10 | 9 | 18 | 16 | 14 | 6 |
| O/S Misdemeanor Warrants | 39 | 40 | 53 | 53 | 54 | 44 | 52 | 53 | 48 | 74 | 60 | 36 |
| Monthly Total | 66 | 65 | 77 | 77 | 83 | 64 | 69 | 84 | 77 | 94 | 83 | 45 |
| YTD Total | 66 | 131 | 208 | 285 | 368 | 432 | 501 | 585 | 662 | 756 | 839 | 884 |
| 2016 | | | | | | | | | | | | |
| BART Felony Warrants | 0 | 0 | 0 | 1 | 0 | 0 | 0 | 0 | 0 | 0 | 1 | 1 |
| BART Misdemeanor Warrants | 11 | 18 | 8 | 3 | 3 | 4 | 0 | 0 | 0 | 0 | 2 | 3 |
| O/S Felony Warrants | 16 | 28 | 23 | 12 | 6 | 9 | 15 | 12 | 8 | 20 | 17 | 11 |
| O/S Misdemeanor Warrants | 53 | 35 | 35 | 34 | 48 | 35 | 41 | 32 | 30 | 28 | 33 | 62 |
| Monthly Total | 80 | 81 | 66 | 50 | 57 | 48 | 56 | 44 | 38 | 48 | 53 | 77 |
| YTD Total | 80 | 161 | 227 | 277 | 334 | 382 | 438 | 482 | 520 | 568 | 621 | 698 |



San Francisco Bay Area Rapid Transit Police Department Criminal Investigations Section Monthly Summary Report March 2018

Detective Assignments

| Total number of cases assigned to detectives during the month | Number of cases that are still being investigated by detectives | Number of cases that all current leads have been exhausted | Number of cases that were sent to the district attorney's offices for a review | Number of cases that the district attorney's offices has not made a final disposition | Number of cases that were charged by the district attorney / probation violation | Number of cases that were not charged by the district attorney's offices | Percentage of cases that the district attorney's offices filed charges | Total number of cases that are assigned to a detective as of April 9, 2018 |
|---|---|--|--|---|--|--|--|--|
| 174 | 105 | 6 | 63 | 18 | 30 | 15 | 48% | 87 |

Submitted By: Sgt. J. Power S-49

Date: 04/09/2018

San Francisco Bay Area Rapid Transit Police Department Criminal Investigations Section March 2018

Detective Closure Rate

| Total number of cases assigned to detectives previous 12 months (April 2017 - March 2018) | Number of cases that are still being investigated by detectives | Number of cases that all current leads have been suspended | Number of cases that were sent to the district attorney's offices for a review (suspect identified) | Percentage of cases closed by identification of suspect | Percentage of cases suspended | Percentage of cases Open |
|---|---|--|---|---|-------------------------------|--------------------------|
| 1872 | 204 | 363 | 1279 | 68% | 19% | 11% |

| | | | | | | | | |
|----------|------------|-----|-----|----|-----|-------------|------------|------------|
| Charles | D39 | 228 | 18 | 34 | 175 | 77% | 15% | 8% |
| Johnson | D51 | 251 | 41 | 35 | 174 | 69% | 14% | 16% |
| Sanchez | D89 | 3 | 0 | 0 | 3 | 100% | 0% | 0% |
| Lahanas | D75 | 143 | 6 | 14 | 116 | 81% | 10% | 4% |
| Plumley | D31 | 344 | 12 | 81 | 249 | 72% | 24% | 3% |
| Medeiros | D55 | 530 | 105 | 96 | 326 | 62% | 18% | 20% |
| Krehbiel | D27 | 272 | 13 | 85 | 163 | 60% | 31% | 5% |
| Davis | D54 | 101 | 9 | 18 | 73 | 72% | 18% | 9% |

CASES IN DETECTIVE QUEUE

| | | <i>Total</i> | <i>Past 60 days</i> |
|----------|------------|--------------|---------------------|
| Charles | D39 | 6 | 0 |
| Johnson | D51 | 11 | 1 |
| Lahanas | D75 | 5 | 0 |
| Medeiros | D55 | 20 | 0 |
| Plumley | D31 | 20 | 6 |
| Krehbiel | D27 | 14 | 0 |
| Davis | D54 | 11 | 1 |

Submitted by: Sgt. John J. Power #S49
Date: April 9, 2018

D51 currently out on industrial leave. Cases to be re-assigned and cleared.

Assembly Bill 716 - 2018

| | Jan | Feb | Mar | Apr | May | Jun | Jul | Aug | Sep | Oct | Nov | Dec | YTD |
|---------------------------|-----|-----|-----|-----|-----|-----|-----|-----|-----|-----|-----|-----|-----|
| Prohibition Orders Issued | 20 | 28 | 28 | | | | | | | | | | 76 |
| YTD 2018 | 20 | 48 | 76 | | | | | | | | | | |

Assembly Bill 716 - 2017

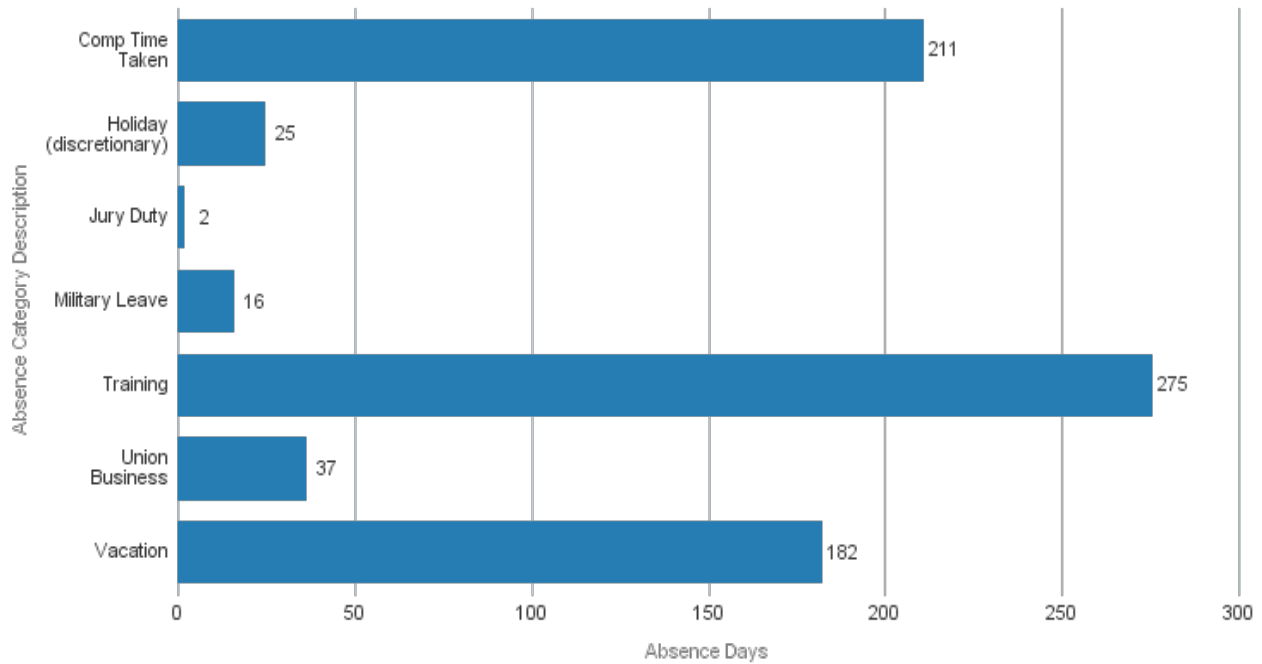
| | Jan | Feb | Mar | Apr | May | Jun | Jul | Aug | Sep | Oct | Nov | Dec | YTD |
|---------------------------|-----|-----|-----|-----|-----|-----|-----|-----|-----|-----|-----|-----|-----|
| Prohibition Orders Issued | 18 | 18 | 30 | 27 | 37 | 30 | 24 | 21 | 27 | 31 | 38 | 14 | 315 |
| YTD 2017 | 18 | 36 | 66 | 93 | 130 | 160 | 184 | 205 | 232 | 263 | 300 | 315 | |

Assembly Bill 716 - 2016

| | Jan | Feb | Mar | Apr | May | Jun | Jul | Aug | Sep | Oct | Nov | Dec | YTD |
|---------------------------|-----|-----|-----|-----|-----|-----|-----|-----|-----|-----|-----|-----|-----|
| Prohibition Orders Issued | 21 | 16 | 22 | 17 | 39 | 23 | 20 | 25 | 19 | 31 | 24 | 19 | 276 |
| YTD 2016 | 21 | 37 | 59 | 76 | 115 | 138 | 158 | 183 | 202 | 233 | 257 | 276 | |

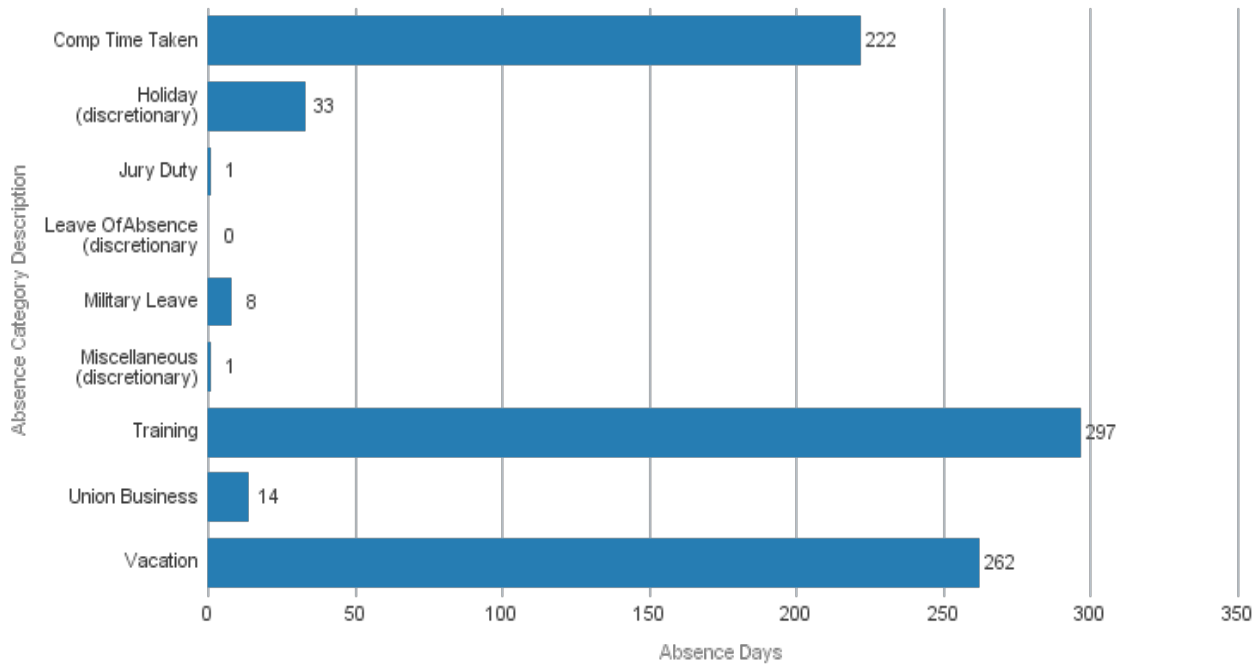


Scheduled Absence Overview - March 2018



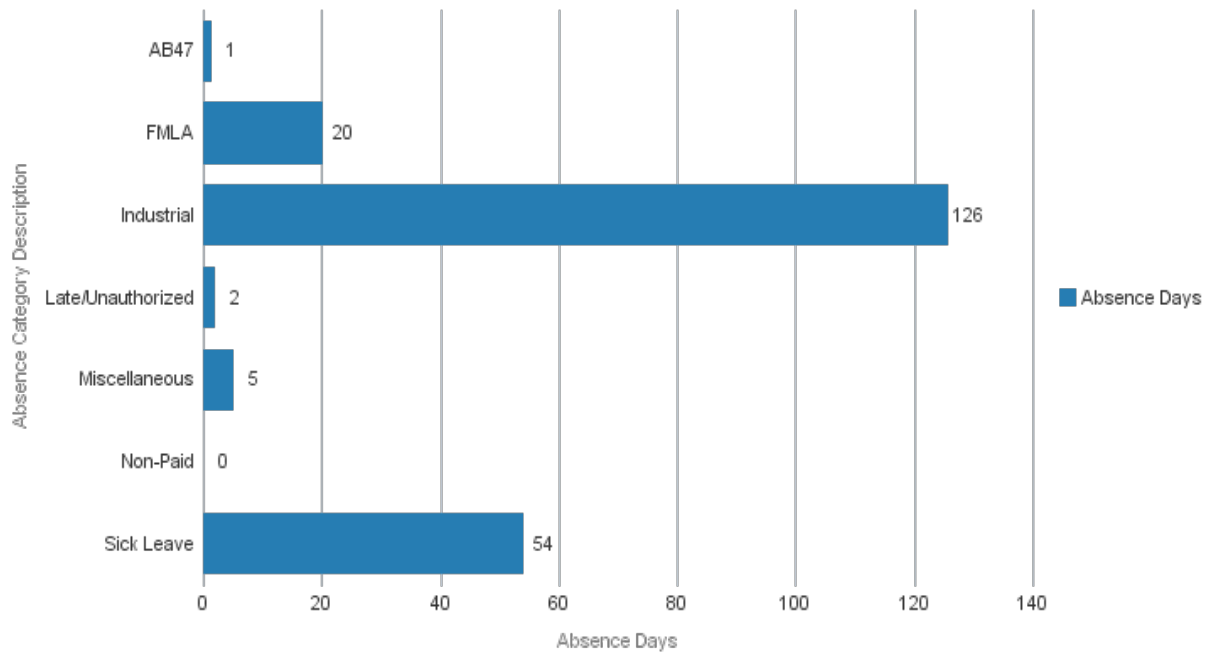
| Absence Category Description | Absence Hours | Absence Days | % Total |
|------------------------------|---------------|--------------|-------------|
| Comp Time Taken | 2,110 | 211 | 28% |
| Holiday (discretionary) | 252 | 25 | 3% |
| Jury Duty | 20 | 2 | 0% |
| Military Leave | 192 | 16 | 2% |
| Training | 2,523 | 275 | 37% |
| Union Business | 375 | 37 | 5% |
| Vacation | 1,853 | 182 | 24% |
| Grand Total | 7,323 | 748 | 100% |

Scheduled Absence Overview - March 2017



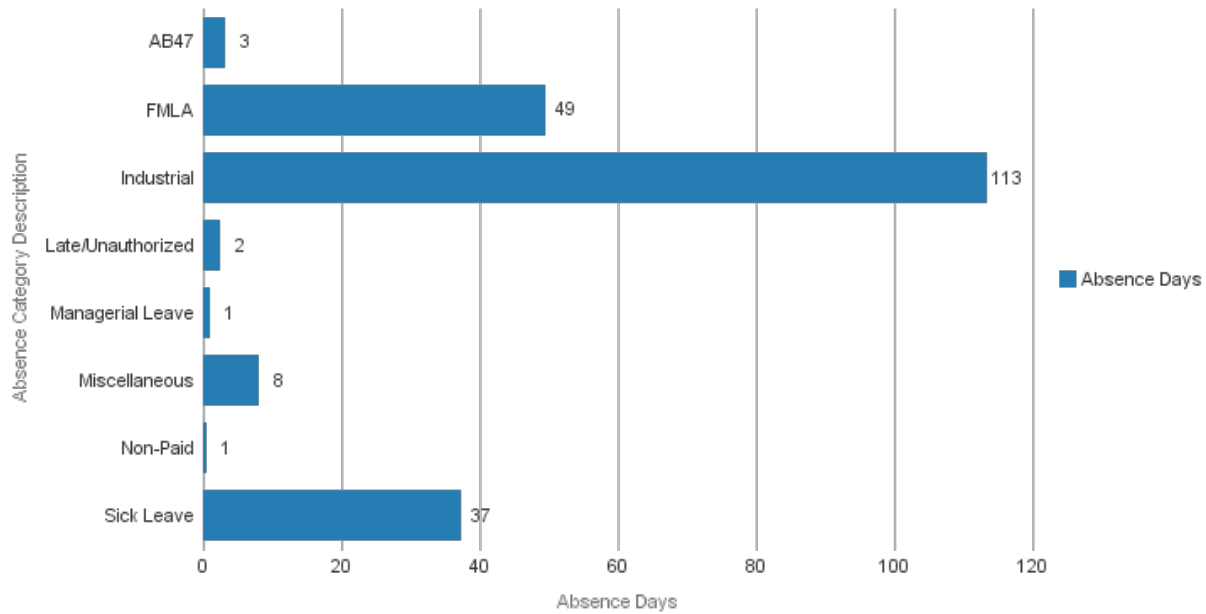
| Absence Category Description | Absence Hours | Absence Days | % Total |
|---------------------------------|---------------|--------------|-------------|
| Comp Time Taken | 2,324 | 222 | 26% |
| Holiday (discretionary) | 316 | 33 | 4% |
| Jury Duty | 10 | 1 | 0% |
| Leave OfAbsence (discretionary) | 4 | 0 | 0% |
| Military Leave | 80 | 8 | 1% |
| Miscellaneous (discretionary) | 16 | 1 | 0% |
| Training | 2,780 | 297 | 35% |
| Union Business | 160 | 14 | 2% |
| Vacation | 2,664 | 262 | 31% |
| Grand Total | 8,353 | 839 | 100% |

Unscheduled Absence Overview - March 2018



| Absence Category Description | Absence Hours | Absence Days | % Total |
|------------------------------|---------------|--------------|-------------|
| AB47 | 15 | 1 | 1% |
| FMLA | 194 | 20 | 10% |
| Industrial | 1,283 | 126 | 60% |
| Late/Unauthorized | 22 | 2 | 1% |
| Miscellaneous | 50 | 5 | 2% |
| Non-Paid | 1 | 0 | 0% |
| Sick Leave | 559 | 54 | 26% |
| Grand Total | 2,124 | 208 | 100% |

Unscheduled Absence Overview - March 2017



| Absence Category Description | Absence Hours | Absence Days | % Total |
|------------------------------|---------------|--------------|-------------|
| AB47 | 35 | 3 | 1% |
| FMLA | 523 | 49 | 23% |
| Industrial | 1,280 | 113 | 53% |
| Late/Unauthorized | 26 | 2 | 1% |
| Managerial Leave | 10 | 1 | 0% |
| Miscellaneous | 80 | 8 | 4% |
| Non-Paid | 5 | 1 | 0% |
| Sick Leave | 380 | 37 | 17% |
| Grand Total | 2,338 | 215 | 100% |

BART PD OVERTIME MONTHLY REPORT

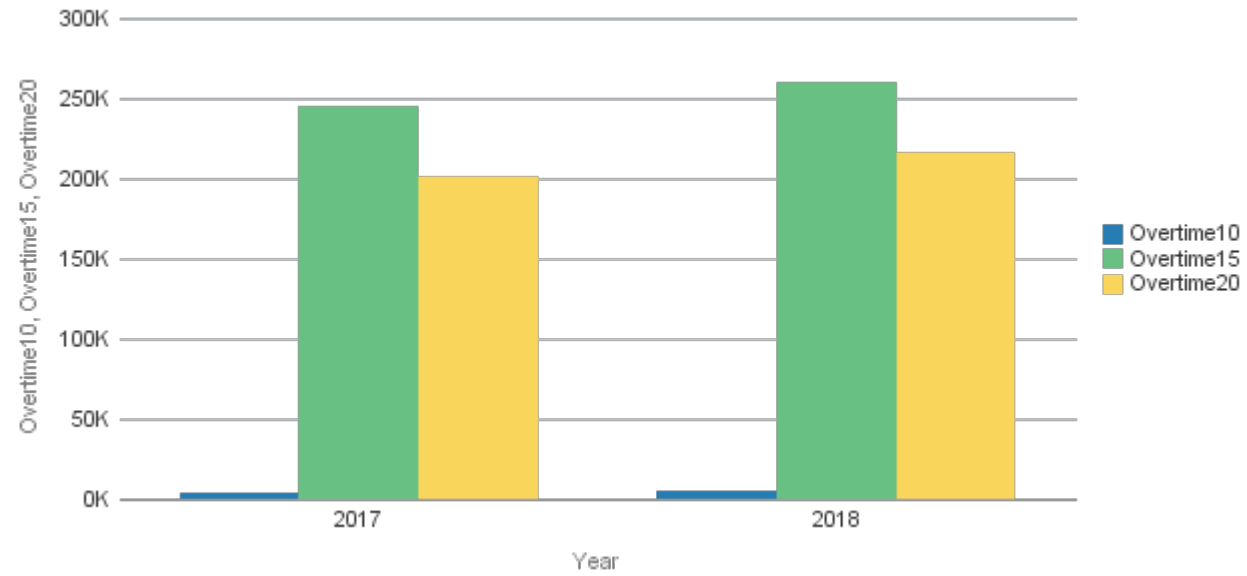
March 2018

| Activity Name | Activity ID | 2017 | | | 2018 | | |
|--------------------------------|-------------|------------|------------|------------|------------|------------|------------|
| | | Overtime10 | Overtime15 | Overtime20 | Overtime10 | Overtime15 | Overtime20 |
| Administration | ADMIN | 0 | 0 | 0 | 0 | 1,969 | 0 |
| Adv Officer Training | ADVOF | 0 | 5,196 | 3,373 | 0 | 9,369 | 6,833 |
| BART Labor | BLABR | 0 | 0 | 0 | 0 | 9,104 | 3,467 |
| BF OT Discr Day BPD | BFDSC | 0 | 779 | 2,237 | 4 | 2,452 | 3,176 |
| BF OT Industrial Leave BPD | BFILV | 599 | 15,000 | 25,943 | 410 | 5,300 | 14,883 |
| BF OT Minimum Rest | BFRST | 0 | 827 | 1,080 | 245 | 0 | 2,634 |
| BF OT Patrol TRN | BFTRN | 361 | 793 | 5,151 | 0 | 2,410 | 1,181 |
| BF OT Recovery Day | BFRCV | 0 | 10,667 | 18,169 | 2 | 7,757 | 10,300 |
| BF OT Training BPD | BFTRN | 361 | 793 | 5,151 | 0 | 2,410 | 1,181 |
| BF OT Vacancy BPD | BFVCN | 0 | 11,449 | 22,483 | 505 | 18,304 | 26,970 |
| BF OT Vacation BPD | BFVAC | 946 | 25,332 | 29,948 | 1,072 | 27,393 | 32,136 |
| BF Sick/FMLA/Brvment | BFSLV | 542 | 17,579 | 12,827 | 402 | 15,842 | 19,471 |
| Boardroom Security | BRDRM | 0 | 338 | 2,579 | 0 | 1,490 | 4,029 |
| COPPS Project/Event | COPPS | 0 | 1,581 | 3,954 | 0 | 0 | 0 |
| Calendar Year 2018 | CY2018 | 0 | 0 | 0 | 0 | 402 | 854 |
| Civil Unrest | PRTST | 0 | 606 | 1,013 | 0 | 0 | 0 |
| Coliseum Events | CEOPS | 0 | 6,799 | 6,613 | 277 | 7,031 | 7,787 |
| Contra Costa County Task Force | CCCTF | 0 | 426 | 0 | 0 | 0 | 0 |
| Court Appearance | COURT | 0 | 1,361 | 0 | 0 | 1,867 | 509 |
| Crowd Ctrl for Spec | CROWD | 0 | 0 | 0 | 0 | 415 | 0 |
| Detectives Unit OT | INVST | 0 | 3,824 | 1,074 | 0 | 659 | 0 |
| E-BART SECURITY | EBSEC | 0 | 0 | 0 | 0 | 768 | 500 |
| EMS/OWS Pltfrm Detail | PLTFM | 0 | 13,438 | 9,588 | 436 | 9,654 | 5,076 |
| Evidence Collection | EVIDN | 0 | 178 | 0 | 0 | 704 | 0 |
| Explorer Advisors | EXPLR | 0 | 450 | 0 | 132 | 584 | 0 |
| Final Design | FDSGN | 0 | 874 | 0 | 0 | 4,551 | 3,367 |
| Held Over/Late Case | HLDOV | 0 | 14,325 | 1,904 | 0 | 11,755 | 1,890 |
| Honor Guard Detail | HONOR | 0 | 3,032 | 0 | 0 | 0 | 1,192 |
| IA Unit Overtime | IAUNT | 227 | 3,444 | 4,860 | 0 | 2,243 | 0 |

| | | | | | | | |
|--------------------------------|--------|--------------|----------------|----------------|--------------|----------------|----------------|
| Integration, Testing, Startup | ITSTR | 0 | 1,250 | 1,694 | 0 | 0 | 0 |
| K-9 Team Training | K9TTR | 0 | 3,135 | 2,427 | 102 | 1,795 | 0 |
| MTC SECURITY | MTCSC | 0 | 0 | 0 | 0 | 341 | 0 |
| Meeting Attendance | MTNGS | 0 | 4,339 | 950 | 0 | 2,185 | 0 |
| Mgr of Sec Programs | SECPR | 0 | 0 | 0 | 0 | 1,495 | 0 |
| Operating | OPRTN | 0 | 20,484 | 5,289 | 1,083 | 15,769 | 5,586 |
| P&T Unit Overtime | PTUNT | 0 | 13,257 | 6,439 | 322 | 17,875 | 2,871 |
| Police Admin OT | PADMN | 350 | 10,845 | 3,322 | 0 | 4,802 | 0 |
| Police Admin Training | PATRN | 0 | 0 | 0 | 0 | 1,537 | 970 |
| Police Administration Training | PATRN | 0 | 0 | 0 | 0 | 1,537 | 970 |
| Ptrl Special Enforcement | SPECL | 266 | 40,418 | 19,669 | 484 | 45,221 | 35,676 |
| Rev Protection Unit OT | RVPRT | 0 | 402 | 0 | 0 | 0 | 0 |
| SF STA CLN SEC | DSFCS | 0 | 0 | 0 | 0 | 6,164 | 9,353 |
| SWAT Team Expenses | SWATT | 0 | 599 | 0 | 0 | 0 | 2,110 |
| SWAT Team Training | SWATT | 0 | 599 | 0 | 0 | 0 | 2,110 |
| Special Events | SPEVN | 0 | 0 | 0 | 0 | 255 | 0 |
| Training | TRNNG | 0 | 444 | 0 | 0 | 230 | 0 |
| Training Other | TRNOT | 123 | 9,156 | 2,567 | 0 | 5,198 | 3,465 |
| Travel | TRAVEL | 0 | 0 | 0 | 0 | 362 | 0 |
| Union Business | UNBUS | 0 | 1,116 | 1,034 | 0 | 2,700 | 5,488 |
| Walnut Creek Transit Village | C154A | 0 | 0 | 0 | 0 | 7,314 | 399 |
| Total | | 3,775 | 245,133 | 201,339 | 5,477 | 259,211 | 216,431 |

Rows 1 - 51 (All Rows)

March 2018**450,247****481,119**

Overtime10, Overtime15, Overtime20

Communications Center - 2018

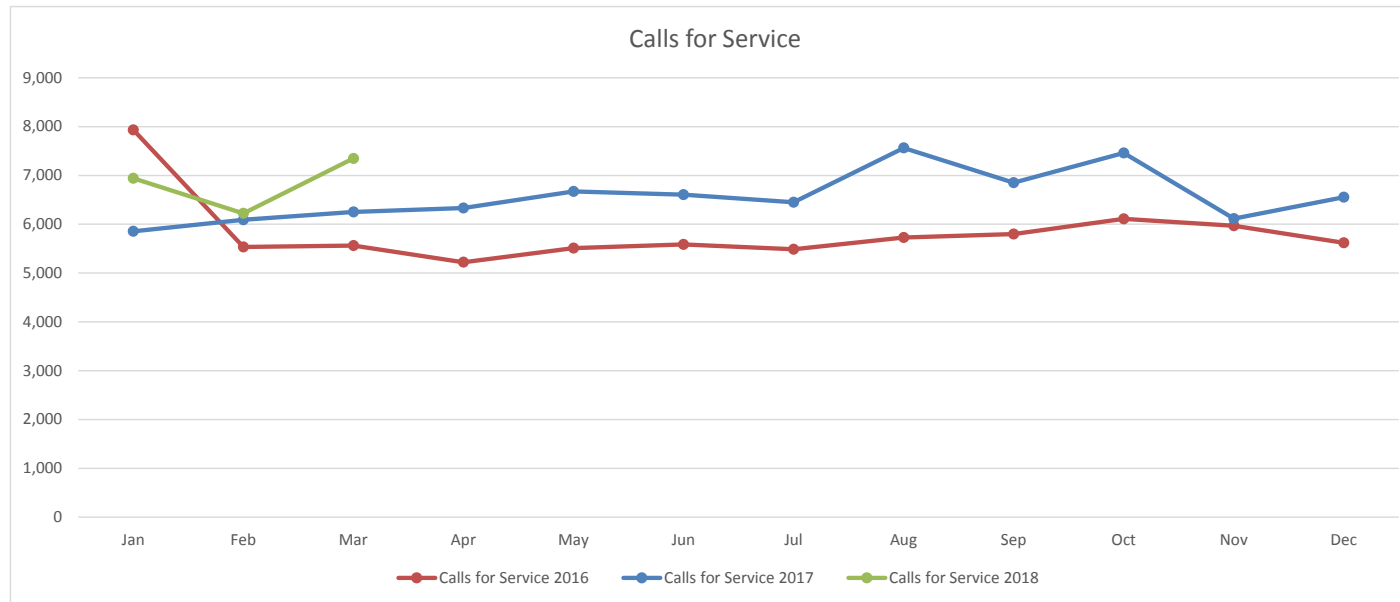
| | Jan | Feb | Mar | Apr | May | Jun | Jul | Aug | Sep | Oct | Nov | Dec | YTD |
|---------------------|-------|--------|--------|-----|-----|-----|-----|-----|-----|-----|-----|-----|--------|
| Calls for Service | 6,941 | 6,222 | 7,349 | | | | | | | | | | 20,512 |
| YTD 2018 | 6,941 | 13,163 | 20,512 | | | | | | | | | | |
| Priority 1 Calls | 192 | 180 | 183 | | | | | | | | | | 555 |
| YTD 2018 | 192 | 372 | 555 | | | | | | | | | | |
| Medical Emergencies | 414 | 310 | 344 | | | | | | | | | | 1,068 |
| YTD 2018 | 414 | 724 | 1,068 | | | | | | | | | | |

Communications Center - 2017

| | Jan | Feb | Mar | Apr | May | Jun | Jul | Aug | Sep | Oct | Nov | Dec | YTD |
|---------------------|-------|--------|--------|--------|--------|--------|--------|--------|--------|--------|--------|--------|--------|
| Calls for Service | 5,855 | 6,093 | 6,250 | 6,331 | 6,670 | 6,605 | 6,448 | 7,562 | 6,850 | 7,460 | 6,117 | 6,553 | 78,794 |
| YTD 2017 | 5,855 | 11,948 | 18,198 | 24,529 | 31,199 | 37,804 | 44,252 | 51,814 | 58,664 | 66,124 | 72,241 | 78,794 | |
| Priority 1 Calls | 214 | 192 | 194 | 182 | 209 | 234 | 210 | 185 | 174 | 204 | 154 | 176 | 2,328 |
| YTD 2017 | 214 | 406 | 600 | 782 | 991 | 1,225 | 1,435 | 1,620 | 1,794 | 1,998 | 2,152 | 2,328 | |
| Medical Emergencies | 425 | 327 | 357 | 344 | 367 | 385 | 376 | 344 | 356 | 387 | 387 | 463 | 4,518 |
| YTD 2017 | 425 | 752 | 1,109 | 1,453 | 1,820 | 2,205 | 2,581 | 2,925 | 3,281 | 3,668 | 4,055 | 4,518 | |

Communications Center - 2016

| | Jan | Feb | Mar | Apr | May | Jun | Jul | Aug | Sep | Oct | Nov | Dec | YTD |
|---------------------|-------|--------|--------|--------|--------|--------|--------|--------|--------|--------|--------|--------|--------|
| Calls for Service | 7,934 | 5,536 | 5,563 | 5,221 | 5,511 | 5,587 | 5,488 | 5,726 | 5,797 | 6,111 | 5,970 | 5,621 | 70,065 |
| YTD 2016 | 7,934 | 13,470 | 19,033 | 24,254 | 29,765 | 35,352 | 40,840 | 46,566 | 52,363 | 58,474 | 64,444 | 70,065 | |
| Priority 1 Calls | 177 | 151 | 171 | 154 | 177 | 156 | 180 | 181 | 177 | 178 | 178 | 157 | 2,037 |
| YTD 2016 | 177 | 328 | 499 | 653 | 830 | 986 | 1,166 | 1,347 | 1,524 | 1,702 | 1,880 | 2,037 | |
| Medical Emergencies | 305 | 277 | 334 | 315 | 305 | 304 | 281 | 278 | 334 | 313 | 307 | 389 | 3,742 |
| YTD 2016 | 305 | 582 | 916 | 1,231 | 1,536 | 1,840 | 2,121 | 2,399 | 2,733 | 3,046 | 3,353 | 3,742 | |



BART Watch - 2018

| | Jan | Feb | Mar | Apr | May | Jun | Jul | Aug | Sep | Oct | Nov | Dec | YTD |
|------------------------------|-------------|-------------|-------------|-----|-----|-----|-----|-----|-----|-----|-----|-----|--------------|
| Suspicious Activity | 235 | 212 | 213 | | | | | | | | | | 660 |
| Crime in Progress | 177 | 151 | 194 | | | | | | | | | | 522 |
| Illegally Parked Vehicle | 24 | 24 | 16 | | | | | | | | | | 64 |
| Vandalism | 60 | 68 | 102 | | | | | | | | | | 230 |
| Unattended Bag or Package | 44 | 50 | 44 | | | | | | | | | | 138 |
| Sexual Assault/Lewd Behavior | 36 | 71 | 52 | | | | | | | | | | 159 |
| Report a Crime Tip | 60 | 44 | 51 | | | | | | | | | | 155 |
| Robbery/Theft | 28 | 22 | 21 | | | | | | | | | | 71 |
| Unsecure Door | 19 | 7 | 14 | | | | | | | | | | 40 |
| Disruptive Behavior | 1167 | 1111 | 1408 | | | | | | | | | | 3,686 |
| Panhandling | 172 | 177 | 223 | | | | | | | | | | 572 |
| Total | 2022 | 1937 | 2338 | | | | | | | | | | 6,297 |

Total Downloads: 46,758

Total Reports Made

Anonymous: 39.93%

Non-Anonymous: 60.07%

Statistics

| Statistics | Six Week Average | 04/23-04/29 | 04/16-04/22 | 04/09-04/15 | 04/02-04/08 | 03/26-04/01 | 03/19-03/25 |
|--------------------|---|-------------|-------------|-------------|-------------|-------------|-------------|
| Alerts Sent | 0.00 | 0 | 0 | 0 | 0 | 0 | 0 |
| Description | <i>The total number of alerts sent.</i> | | | | | | |
| Incoming Reports | 379.83 | 360 | 407 | 434 | 395 | 351 | 332 |
| Description | <i>The number of reports sent from users.</i> | | | | | | |
| Replies to Reports | 357.33 | 366 | 361 | 384 | 400 | 300 | 333 |
| Description | <i>The number of replies sent to users from ELERTS EPICenter console.</i> | | | | | | |

| Report Type | # of Reports (all time) | |
|--|-------------------------|--------|
| Disruptive Behavior (A) | 16161 | 41.17% |
| Panhandling (A) | 3799 | 9.68% |
| [none selected] | 3465 | 8.83% |
| Suspicious Activity (A) | 3407 | 8.68% |
| Other (D) | 3080 | 7.85% |
| Crime in Progress (A) | 2299 | 5.86% |
| Panhandling or Disruptive Behavior (D) | 1967 | 5.01% |
| Vandalism (A) | 1277 | 3.25% |
| Unattended Bag or Package (A) | 1019 | 2.60% |
| Report a Crime Tip (A) | 775 | 1.97% |
| Illegally Parked Vehicle (A) | 725 | 1.85% |
| Sexual Assault / Lewd Behavior (A) | 639 | 1.63% |
| Robbery / Theft (A) | 382 | 0.97% |
| Unsecure Door (A) | 245 | 0.62% |
| Human Trafficking (A) | 10 | 0.03% |
| Text a Tip (A) | 7 | 0.02% |
| Total | 39257 | 100 % |
| (A) Active Disabled (D) | | |

| Identification | Total |
|----------------|--------------------------------------|
| Anonymous | 39.93 % |
| Description | <i>Reports sent anonymously.</i> |
| Non-Anonymous | 60.07 % |
| Description | <i>Reports sent non-anonymously.</i> |

| App Statistics (including tests) | |
|----------------------------------|---|
| Total Messages (iOS) | 47865 |
| Description | <i>Reports and replies via iOS devices.</i> |
| Total Messages (Android) | 24354 |
| Description | <i>Reports and replies via Android devices.</i> |
| Total Messages (SMS) | 2 |
| Description | <i>Reports and replies via SMS.</i> |

| TEST-THIS IS ONLY A TEST | # of Reports (all time) |
|--------------------------|-------------------------|
| TEST Report Total | 5613 |

| Top SMS Users | |
|---------------|-------------------|
| Phone Number | Number of Reports |
| 5103685574 | 1 |
| 5108215151 | 1 |

Media Relations

346.1 PURPOSE AND SCOPE

This policy provides guidelines for media releases and media access to scenes of disasters, criminal investigations, emergencies and other law enforcement activities.

346.2 RESPONSIBILITIES

Media and Public Affairs (M&PA) should handle any police case with the media that impacts system operation, such as any emergency or incident that cause train delays or system closures. That does not preclude authorized department representatives from dealing with the media and/or M&PA on information that is law-enforcement sensitive and/or could compromise an ongoing-police investigation.

District policy requires that M&PA be the clearinghouse for all information that is given to the news media. This will be strictly adhered to by the department and requires a timely effort by Command Officers and Sergeants to advise M&PA, the Chief and the Deputy Chiefs of any police dealings with reporters.

Only police managers may prepare a department News Release form. This form is located on the G:\drive under New Police Forms/News Release. Before a news release is e-mailed, faxed, or otherwise distributed to news providers, it must be reviewed and approved by M&PA, even during non-business hours. Contact information for M&PA approvers is available in the Communication Center.

If reasonable attempts to reach an M&PA employee, and a public-safety concern demands a speedy distribution of a department news release, the Command Officer, Sergeant, or supervisor may send it to media sources, but he/she will also e-mail a copy of the department news release to M&PA, the Chief and the Deputy Chiefs.

The aforementioned procedure does not preclude department managers from granting or authorizing interviews to reporters, especially for an ongoing case where a public-safety concern exists. As soon as practicable following such interviews, an e-mail or voice message will be sent to M&PA, the Chief and the Deputy Chiefs. The message must include: who was interviewed; by whom and the news agency; and a synopsis of what was disclosed to the reporter(s).

Compliance with this policy will ensure that M&PA, the Chief and the Deputy Chiefs are apprised of any communication that the department has with news reporters, so that M&PA and the department are on the same page as to what has been disclosed to the media and what information should not be divulged.

346.2.1 MEDIA REQUEST

Any media request for information or access to a law-enforcement situation shall be referred to the designated department-media representative, or if unavailable, to the first available supervisor. Prior to releasing any information to the media, employees shall consider the following:

Bay Area Rapid Transit Police Department

BART PD Policy Manual

Media Relations

- In situations involving multiple law-enforcement agencies, every reasonable effort should be made to coordinate media releases with the authorized representative of each involved agency prior to the release of any information by this department.
- Under no circumstance should any member of this department make any comment(s) to the media regarding any law-enforcement incident not involving this department without prior approval of the Chief of Police.

346.3 MEDIA ACCESS

Authorized members of the media shall be provided access to scenes of disasters, criminal investigations, emergencies and other law enforcement activities subject to the following conditions (Penal Code § 409.5(d)):

- (a) The media representative shall produce valid press credentials that shall be prominently displayed at all times while in areas otherwise closed to the public.
- (b) Media representatives may be prevented from interfering with emergency operations and criminal investigations.
 1. Reasonable effort should be made to provide a safe staging area for the media that is near the incident and that will not interfere with emergency or criminal investigation operations. All information released to the media should be coordinated through the department Media and Public Affairs Manager or other designated spokesperson.
 2. Whenever the presence of media or other aircraft pose a threat to public or officer safety or significantly hampers incident operations, the field supervisor should consider requesting a Temporary Flight Restriction (TFR). All requests for a TFR should be routed through the Watch Commander. The TFR request should include specific information regarding the perimeter and altitude necessary for the incident and should be requested through the appropriate control tower. If the control tower is not known, the Federal Aviation Administration should be contacted (14 CFR 91.137).
- (c) No member of this department who is under investigation shall be subjected to media visits or interviews without the consent of the involved employee (Government Code § 3303(e)).
- (d) Media interviews with individuals who are in custody should not be permitted without the approval of the Chief of Police and the express consent of the person in custody.

A tactical operation should be handled in the same manner as a crime scene, except the news media shall be permitted within the outer perimeter of the scene, subject to any restrictions as determined by the supervisor in charge. Department members shall not jeopardize a tactical operation in order to accommodate the news media. All comments to the media shall be coordinated through a supervisor or the Media and Public Affairs Manager.

Bay Area Rapid Transit Police Department

BART PD Policy Manual

Media Relations

346.3.1 PROVIDING ADVANCE INFORMATION

To protect the safety and rights of officers and other persons, advance information about planned actions by law enforcement personnel, such as movement of persons in custody or the execution of an arrest or search warrant, should not be disclosed to the news media, nor should media representatives be invited to be present at such actions except with the prior approval of the Chief of Police.

Any exceptions to the above should only be considered for the furtherance of legitimate law enforcement purposes. Prior to approving any exception the Chief of Police will consider, at minimum, whether the release of information or presence of the media would unreasonably endanger any individual, prejudice the rights of any person or is otherwise prohibited by law.

346.4 SCOPE OF INFORMATION SUBJECT TO RELEASE

The department will maintain a daily information log of significant law enforcement activities that shall be made available, upon request, to media representatives through the Administrative Services bureau. This log will generally contain the following information:

- (a) The date, time, location, case number, type of crime, extent of injury or loss, city of residency and names of individuals (except confidential informants) involved in crimes occurring within this jurisdiction unless the release of such information would endanger the safety of any individual or jeopardize the successful completion of any ongoing investigation
- (b) The date, time, location, case number, name, birth date and charges for each person arrested by this department unless the release of such information would endanger the safety of any individual or jeopardize the successful completion of any ongoing investigation
- (c) The time and location of other significant law enforcement activities or requests for service with a brief summary of the incident subject to the restrictions of this policy and applicable law

At no time shall identifying information pertaining to a juvenile arrestee, victim or witness be publicly released without prior approval of a competent court.

Information concerning incidents involving certain sex crimes and other offenses set forth in Government Code § 6254(f) shall be restricted in accordance with applicable statutory provisions.

Identifying information concerning deceased individuals shall not be released to the media until notification of next of kin or otherwise cleared through the Coroner's Office.

Any requests for copies of related reports or additional information not contained in this log shall be referred to a records bureau clerk, or if unavailable, to the records bureau supervisor. Such requests will generally be processed in accordance with the provisions of the Public Records Act (Government Code § 6250, et seq.)

346.4.1 RESTRICTED INFORMATION

It shall be the responsibility of the authorized employee dealing with media requests to ensure that restricted information is not inappropriately released to the media by this department. When



Office of the
**INDEPENDENT
POLICE AUDITOR**

BAY AREA RAPID TRANSIT DISTRICT

MONTHLY REPORT

April 2018

Issue date: May 14, 2018

This report is filed pursuant to the BART Citizen Oversight Model, Chapter 1-05 (A), which requires the Office of the Independent Police Auditor (OIPA) to submit reports to the BART Police Citizen Review Board (BPCRB). This report provides information for the period **April 1, 2018 through April 30, 2018.**¹

The Quantitative Report includes all complaints received and administrative investigations initiated by both OIPA and the BART Police Department (BPD) Internal Affairs Division.

QUANTITATIVE REPORT

| | Cases Filed ² | Open Cases ³ | OIPA Investigations Concluded ⁴ | Cases Appealed to OIPA ⁵ | Cases Appealed by BPCRB ⁶ |
|----------------|--------------------------|-------------------------|--|-------------------------------------|--------------------------------------|
| April 2017 | 8 | 42 | 1 | 0 | 0 |
| May 2017 | 13 | 47 | 1 | 0 | 0 |
| June 2017 | 11 | 44 | 1 | 0 | 0 |
| July 2017 | 13 | 48 | 0 | 0 | 0 |
| August 2017 | 12 | 35 | 0 | 0 | 0 |
| September 2017 | 12 | 31 | 1 | 0 | 0 |
| October 2017 | 11 | 33 | 0 | 0 | 0 |
| November 2017 | 11 | 32 | 0 | 1 | 0 |
| December 2017 | 9 | 34 | 1 | 0 | 0 |
| January 2018 | 7 | 32 | 0 | 0 | 0 |
| February 2018 | 10 | 34 | 0 | 1 | 0 |
| March 2018 | 6 | 35 | 1 | 0 | 0 |
| April 2018 | 13 | 49 | 0 | 0 | 0 |

TYPES OF CASES FILED

| | |
|----------------------------------|-----------|
| Citizen Complaints (Formal) | 11 |
| Informal Complaints ⁷ | 0 |
| Administrative Investigations | 2 |
| TOTAL | 13 |

CITIZEN COMPLAINTS RECEIVED PER DEPARTMENT⁸

| | |
|------------------------|-----------|
| OIPA | 5 |
| BART Police Department | 6 |
| TOTAL | 11 |

COMPLAINTS/INVESTIGATIONS INITIATED DURING REPORTING PERIOD

During April 2018, **5 Citizen Complaints (Formal)** were received by OIPA:

| Complaint # (OIPA Case #) (IA Case #) | Nature of Complaint | Action Taken | Days Elapsed Since Complaint Filed |
|---|--|--|---------------------------------------|
| 1 (OIPA #18-15) (IA2018-028) | Officers #1-4: • Force • Courtesy | OIPA notified BPD, which deferred investigation to OIPA. | 26 |
| 2 (OIPA #18-13) (IA2018-029) | Officers #1-2: • Courtesy | OIPA notified BPD, which initiated an investigation. | 28 |
| 3 (OIPA #18-14) (IA2018-031) | Officers #1-2: • Conduct Unbecoming an Officer Officer #3: • Policy Complaint | OIPA notified BPD, which initiated an investigation. | 27 |
| 4 (OIPA #18-16) (IA2018-032) | Officer #1: • Bias-Based Policing • Conduct Unbecoming an Officer • Performance of Duty | OIPA notified BPD, which deferred investigation to OIPA. | 24 |
| 5 (OIPA #18-17) (IA2018-033) | Officers #1-4: • Force | OIPA notified BPD, which deferred investigation to OIPA. | 21 |

During April 2018, **6 Citizen Complaints (Formal)** were received by BPD:

| Complaint # (IA Case #) | Nature of Complaint | Action Taken | Days Elapsed Since Complaint Filed |
|----------------------------|---|---------------------------------|---------------------------------------|
| 1 (IA2018-023) | Officers #1-2: • Performance of Duty | BPD initiated an investigation. | 39 |
| 2 (IA2018-024) | Officer #1: • Conduct Unbecoming an Officer Employee #1: • Performance of Duty | BPD initiated an investigation. | 31 |
| 3 (IA2018-025) | Officer #1: • Force | BPD initiated an investigation. | 33 |

| | | | |
|-------------------|---|---------------------------------|----|
| 4 (IA2018-027) | Employee #1: • Bias-Based Policing | BPD initiated an investigation. | 24 |
| 5 (IA2018-034) | Officers #1-2: • Conduct Unbecoming an Officer | BPD initiated an investigation. | 33 |
| 6 (IA2018-035) | Officer #1: • Force • Bias-Based Policing | BPD initiated an investigation. | 14 |

During April 2018, **2 Administrative Investigations** were initiated by BPD:

| Investigation # (IA Case #) | Nature of Investigation | Action Taken | Days Elapsed Since Investigation Initiated |
|--------------------------------|--|---------------------------------|--|
| 1 (IA2018-026) | Officer #1: • Criminal • Conduct Unbecoming an Officer | BPD initiated an investigation. | 30 |
| 2 (IA2018-030) | Officer #1: • Conduct Unbecoming an Officer • Policy/Procedure | BPD initiated an investigation. | 24 |

DISCIPLINE ISSUED DURING REPORTING PERIOD

No discipline was issued during the month of April 2018.

ADDITIONAL NOTES

In accordance with the BART Citizen Oversight Model (Model), OIPA investigates certain complaints, conducts complainant-initiated appeals, and also monitors and/or reviews complaint investigations conducted by BPD. Though potentially work-intensive, some complaint investigation reviews are completed informally, with any concerns being addressed through a conference with BPD's Internal Affairs investigators. Noting the various kinds of work that OIPA undertakes with regard to complaints and investigations, the following chart includes some of the pending cases in which OIPA is involved as of the end of this reporting period.

| | |
|--|-----|
| Investigations Being Conducted | 8 |
| Complainant-Initiated Appeals | 1 |
| BPD-Initiated Appeals | 0 |
| Investigations Being Monitored | 17 |
| Investigations Reviewed During Current Month | 18† |

†This number does not include all OIPA reviews, as OIPA commonly looks at a variety of cases in the Internal Affairs database to obtain updates on both pending and completed investigations.

The Model provides that OIPA shall have authority to require follow-up investigation into any citizen complaint or allegation that is handled by BPD. The OIPA Monthly Report will reflect information regarding monitored cases with detail not to exceed that which is allowable under state law. The investigations reviewed by OIPA during the period did not generate any notable recommendations for revisions or additional investigation.⁹

¹ In addition to reporting on complaints received by the BART Police Department, the Citizen Oversight Model requires reporting on all complaints received by the “Citizen Board, Office of the District Secretary, and other District departments.” As complaints received by the BART Police Citizen Review Board are customarily directed to OIPA for further action, such complaints are included in the Quantitative Report above; OIPA is also made aware of additional complaints about the BART Police Department by the Office of the District Secretary or other District departments.

² This number includes all Citizen Complaints filed against members of the BART Police Department, as well as Administrative Investigations generated internally by BART Police Department members (as opposed to being filed by a citizen). This number also includes previously completed cases that have been re-opened during the current reporting period.

³ This number indicates all investigations that are open as of the end of the reporting period. It includes Citizen Complaints (regardless of whether the investigation is being conducted by OIPA, the BART Police Department, or both) and Administrative Investigations.

⁴ This number includes all cases completed by OIPA during the reporting period for which OIPA’s findings are required by the BART Citizen Oversight Model to be submitted to the BART Police Citizen Review Board. It therefore includes independent investigations, as well as reviews of completed BART Police Department investigations initiated via appeal from a complainant. Unless otherwise noted, it does not include reviews of BART Police Department investigations initiated at the discretion of OIPA, which happen commonly and do not always generate a formal report; it also does not include reviews conducted by OIPA of complaint investigations where the complaint was filed with OIPA but did not fall under OIPA’s investigative jurisdiction.

⁵ This number refers to appeals filed with OIPA by complainants who have been issued the findings of the BART Police Department’s internal investigation into their complaint regarding on-duty incidents. OIPA has a responsibility to review such appeals pursuant to the BART Citizen Oversight Model, Chapter 1-04 (E).

⁶ This number refers to all appeals initiated by the BART Police Citizen Review Board after receiving and reviewing the findings issued by OIPA in a given case. The routes of all such appeals are described in detail in the BART Citizen Oversight Model, Chapter 1-04 (B) (iv-v).

⁷ The BART Police Department defines an Informal Complaint as, “A comment on the actions of a Department employee, where the reporting party expressly states that he or she does not feel that the matter should be formally investigated with the understanding that an Informal Complaint does not hold the potential to result in disciplinary action against the employee.” (BART Police Department Policy Manual, Policy 1020.1.1(d)).

⁸ It is important to note that OIPA does not separate citizen complaints it receives into “Formal” and “Informal” classifications. This chart reflects all citizen complaints received by OIPA and all Formal Complaints received by the BART Police Department.

⁹ OIPA may submit recommendations to IA regarding minor clerical or record-keeping adjustments which are intended to maintain the integrity of the data collection and record-keeping processes at BPD. These are not considered by OIPA to be substantive recommendations requiring reporting herein.