

SAN FRANCISCO BAY AREA RAPID TRANSIT DISTRICT
300 Lakeside Drive, P. O. Box 12688, Oakland, CA 94604-2688
(510) 464-6000

NOTICE OF MEETING AND AGENDA
BART POLICE CITIZEN REVIEW BOARD
September 10, 2018

A Meeting of the BART Police Citizen Review Board (BPCRB) will be held on Monday, September 10, 2018, at 4:00 p.m. The Meeting will be in the BART Board Room, Kaiser Center 20th Street Mall – 2040 Webster Street, Oakland, California. **(Please note: Although the address of the Board Room has changed it is still in the same location.)**

AGENDA

1. Call to Order.
2. Call for Quorum.
3. Pledge of Allegiance Recital.
4. Approval of Minutes of Prior Board Meeting. For Discussion and Action.
5. Quarterly Report to the BART Board of Directors for Quarter 1 2018 and Quarter 2 2018. For Discussion and Action.
6. Force Option Simulation Training. For Discussion Only.
7. Chief of Police's Report. For Discussion and Action.
 - a. BART Police Department (BPD) Monthly Report for July 2018
8. BPCRB Participation in BPD Commendation Process. For Discussion and Action.
9. Independent Police Auditor's Report. For Discussion and Action.
 - a. Office of the Independent Police Auditor (OIPA) Monthly Report for August 2018
10. General Discussion and Public Comment. Limited to 3 minutes per speaker.
(An opportunity for members of the public to address the BPCRB on matters under their jurisdiction and not on the agenda).
11. Closed Session.
 - a. To Consider Public Employee Discipline/Dismissal/Release in OIPA Case #18-03.
Govt. Code §54957
12. Adjournment.

Please refrain from wearing scented products (perfume, cologne, after-shave, etc.) to this meeting, as there may be people in attendance susceptible to environmental illnesses.

BART provides service/accommodations upon request to persons with disabilities and individuals who are limited English proficient who wish to address Board matters. A request must be made within one and five days

in advance of Board meetings, depending on the service requested. Please contact the Office of the District Secretary at (510) 464-6083 for information.

BPCRB Meeting Agenda materials will be made available to the public at the meeting and may also be accessed and downloaded 72 hours prior to the meeting at <http://www.bart.gov/about/bod/advisory/crb> (click on “Agenda”).

Pursuant to Govt. Code §54953.5, the audio recording of the open session portions of this public meeting shall be subject to inspection pursuant to the California Public Records Act (CPRA). Requests for information under the CPRA should be filed with the BART Office of the District Secretary.

SAN FRANCISCO BAY AREA RAPID TRANSIT DISTRICT
300 Lakeside Drive, P.O. Box 12688, Oakland, CA 94604-2888

BART Police Citizen Review Board
Monday, August 13, 2018

A regular meeting of the BART Police Citizen Review Board (BPCRB) was held on Monday, August 13, 2018 convening at 4:00 p.m. in the BART Board Room, 344 20th Street, Oakland, California.

Members Present: Chairperson George Perezvelez, Vice Chairperson William White, Kenneth Loo, Pete Longmire, Les Mensinger, Aman Sebahtu, David Rizk, and Richard Knowles.

BART Staff: BART Police Department (BPD) Deputy Chief Lance Haight, BPD Deputy Chief Jeffrey Jennings, BPD Deputy Chief Ed Alvarez, BPD Officer Stephen Christ, Independent Police Auditor Russell Bloom, Independent Police Investigator Patrick Caceres, BPD Senior Administrative Analyst LaTonia Peoples-Stokes, Interim District Secretary Patricia Williams, Deputy Assistant District Secretary Jackie Edwards, Senior Administrative Analyst Mag Tatum, BPD Temporary Staff Assistant Sharon Kidd.

Others Present: BART Director Robert Raburn.

Agenda items discussed:

- 1. Call to Order.**
The regular meeting was called to order at 4:04 p.m. by Chairperson George Perezvelez.
- 2. Call for Quorum.**
Chairperson George Perezvelez, Vice Chair William White, Pete Longmire, Les Mensinger, David Rizk and Richard Knowles were present, amounting to a quorum.
- 3. Pledge of Allegiance Recital.**
The pledge of allegiance was recited.
- 4. Approval of Minutes of Prior Board Meeting. For Discussion and Action.**
A motion to approve the minutes for the Prior Board Meeting was made by Mr. Mensinger and seconded by Mr. Longmire. The motion passed with five votes in favor, zero against and one abstention.
- 5. October and November 2018 BPCRB Meeting Dates. For Discussion and Action.**
Mr. Bloom addressed the BPCRB.

A motion to change the October 8th BPCRB meeting date to October 15th and the November 12th BPCRB meeting date to November 19th due to original dates falling on

holidays was made by Mr. Knowles and seconded by Mr. Rizk. The motion passed unanimously.

6. BPCRB Officer Elections. For Discussion and Action.

Chairperson Perezvelez addressed the BPCRB.

Mr. W. White nominated Chairperson Perezvelez for the position of Chairperson; the nomination was seconded by Mr. Mensinger. Mr. Perezvelez accepted the nomination for Chairperson. The motion passed unanimously.

Chairperson Perezvelez addressed the BPCRB.

Mr. Mensinger nominated Mr. W. White for Vice Chairperson; the nomination was seconded by Chairperson Perezvelez. Mr. W. White accepted the nomination for Vice Chairperson. The motion passed unanimously.

Vice Chairperson W. White addressed the BPCRB.

Mr. Loo entered the meeting at 4:13 p.m.

Mr. Sebahtu entered the meeting at 4:17 p.m.

7. Chief of Police's Report. For Discussion and Action.

Deputy Chief Ed Alvarez presented the report on behalf of Chief Carlos Rojas, who was unable to attend the meeting.

- a. BPD Monthly Report for June 2018
Deputy Chief Alvarez presented the BPD Monthly Report for June 2018 and he answered questions from the BPCRB.

Deputy Chief Jennings answered questions from the BPCRB regarding the January 3, 2018 Officer Involved Shooting and the Alameda County District Attorney's Investigation, which remains pending.

8. BPCRB Participation in BPD Commendation Process. For Discussion and Action.

This agenda item was tabled until the September meeting.

9. BPCRB Training Program. (The curriculum to be addressed will not satisfy AB 1234 training requirements for legislative body members.)

- a. Use of Force / Crisis Intervention Training
Deputy Chief Haight provided the training for this item and he answered questions from the BPCRB.

10. Independent Police Auditor's Report. For Discussion and Action.

- a. Office of the Independent Police Auditor (OIPA) Monthly Report for July 2018.

Mr. Bloom presented the OIPA Monthly Report for July 2018 and he answered questions from the BPCRB.

- 11. General Discussion and Public Comment.** Limited to 3 minutes per speaker. (An opportunity for members of the public to address the BPCRB on matters under their jurisdiction and not on the agenda.)
No general discussion. No public comment.

Mr. W. White left the meeting.

12. Closed Session.

- a. To Consider Public Employee Discipline/Dismissal/Release in Office of the Independent Police Auditor Case #18-01. Gov. Code §54957

A motion to extend the meeting to 6:15 p.m. was made by Mr. Rizk and seconded by Mr. Loo. The motion passed unanimously.

A motion to extend the meeting to 6:45 p.m. was made by Mr. Mensinger and seconded by Chairperson Perezvelez. The motion passed unanimously.

Mr. Sebahtu left the meeting.

A motion to extend the meeting to 6:55 p.m. was made by Mr. Mensinger and seconded by Chairperson Perezvelez. The motion passed unanimously.

The BPCRB reconvened in open session at 6:53 p.m.

Chairperson Perezvelez announced the votes taken during the closed session with regard to agenda item #12a. The BPCRB voted unanimously to accept the OIPA findings and the OIPA recommendation for a Supervisory Referral and Training Point including modified language in the investigative report.

13. Adjournment.

Chairperson Perezvelez called for the meeting to be adjourned and it was seconded by Mr. Mensinger. The motion passed unanimously.

The meeting was adjourned at approximately 6:53 p.m.

Date: March 31, 2018
To: BART Board of Directors
From: BART Police Citizen Review Board
George Perezvelez, Chairperson
Subject: Quarterly Report to Board of Directors

This quarterly report from the BART Police Citizen Review Board (BPCRB) to the BART Board of Directors covers the BPCRB's most significant activities for January, February, and March 2018.

BART Police Citizen Review Board Members:

| | |
|----------------------------------|--|
| Kenneth Loo | District 1 |
| Cathryn Freitas | District 2 |
| William White (Vice Chairperson) | District 3 |
| Darren White | District 4 |
| Bob Maginnis | District 5 |
| Les Mensinger | District 6 |
| Aman Sebahtu | District 7 |
| David Rizk | District 8 |
| George Perezvelez (Chairperson) | District 9 |
| Cydia A. Garrett | Public-At-Large |
| Richard Knowles | BART Police Officers and Managers Associations |

Meetings:

The BPCRB normally meets in the district boardroom at 4:00 p.m. on the second Monday of the month. Meeting agendas and minutes are posted on the district website and can be found at www.bart.gov/about/bod/meetings.aspx. The regular agenda items include monthly oral reports by the BART Chief of Police and the Independent Police Auditor.

Reporting

This is the 25th formal written report to the Board of Directors.

Primary Duties and Responsibilities

The Citizen Oversight Model lists several primary duties and responsibilities for the BPCRB. The general topic headings below describe the BPCRB activities related to these tasks.

Receiving complaints, reviewing investigative reports and making recommendations for corrective action.

The Independent Police Auditor has received complaints which are being investigated. During this quarter, one case (OIPA Case #17-34 Govt. Code 54957) was presented to the BPCRB and the OIPA recommendations were agreed to by at least a majority of BPCRB members.

Recommendations on Procedures, and Practices

A Memo outlining the recommendations of the BPCRB's OIR report was forwarded to the BART Board of Directors for approval.

A motion to generate a letter to BART Board of Directors expressing the Boards concern of Public comments from BART's Chief concerning the January 2018 officer involved shooting was approved and forwarded.

Board development Recommendations

During the Quarter, the Board developed a Training Syllabus subcommittee which developed the board Training Schedule for 2018.

A Motion to petition the BART Board to increase NACOLE Conference Budget from \$3,500 to \$5,000 and change by-laws reflecting such, beginning July 2018 was passed.

Community Outreach and Other Activities

Board Member Les Mensinger attended the 9th Annual Oscar Grant Vigil in January and the Puerto Rican relief drive in February.

Training

N/A

Participation in Oral Boards

Board Member Les Mensinger participated on two oral board interviews in February.

Date: June 30, 2018
To: BART Board of Directors
From: BART Police Citizen Review Board
George Perezvelez, Chairperson
Subject: Quarterly Report to Board of Directors

This quarterly report from the BART Police Citizen Review Board (BPCRB) to the BART Board of Directors covers the BPCRB's most significant activities for April, May, and June 2018

BART Police Citizen Review Board Members:

| | |
|----------------------------------|--|
| Kenneth Loo | District 1 |
| Vacant | District 2 |
| William White (Vice Chairperson) | District 3 |
| Darren White | District 4 |
| Bob Maginnis | District 5 |
| Les Mensinger | District 6 |
| Aman Sebahtu | District 7 |
| David Rizk | District 8 |
| George Perezvelez (Chairperson) | District 9 |
| Cydia A. Garrett | Public-At-Large |
| Richard Knowles | BART Police Officers and Managers Associations |

Meetings:

The BPCRB normally meets in the district boardroom at 4:00 p.m. on the second Monday of the month. Meeting agendas and minutes are posted on the district website and can be found at www.bart.gov/about/bod/meetings.aspx. The regular agenda items include monthly oral reports by the BART Chief of Police and the Independent Police Auditor.

Reporting

This is the 26th formal written report to the Board of Directors.

Primary Duties and Responsibilities

The Citizen Oversight Model lists several primary duties and responsibilities for the BPCRB. The general topic headings below describe the BPCRB activities related to these tasks.

Receiving complaints, reviewing investigative reports and making recommendations for corrective action.

The Independent Police Auditor has received complaints which are being investigated. During this quarter, three cases (OIPA Case #17-35, #17-39, and #17-44 Govt. Code 54957) were presented to the BPCRB and the OIPA recommendations were agreed to by at least a majority of BPCRB members.

Several Board meetings were dominated by Public Comments from family and friends of Sahleem Tindle concerning the officer involved shooting in West Oakland in January.

Recommendations on Procedures, and Practices

A motion to create a Sub committee to review the BPD Media Communications and Information Policy #346 was approved.

Board Development Recommendations

During the Quarter, three members resigned from the Board citing family commitments. District 2, District 5, and Public-At-Large are being replaced.

Community Outreach and Other Activities

Board Member Les Mensinger gave an alum speech in April at Balboa High School in San Francisco.

Training

Deputy Chief Haight made a presentation on BPD's Beat Review and Public Safety Outlook. The Deputy Chief also presented a Use of Force analysis report and answered questions from the BPCRB. Lieutenant Franklin made a presentation on Internal Affairs Investigation processes and answered questions from the BPCRB.

Participation in Oral Boards

Board Member Les Mensinger participated on an oral board interviews in March.

BART POLICE DEPARTMENT



July 2018

MONTHLY REPORT

BPD Monthly Reports

July 2018

| Report | Responsible |
|------------------------------|---------------------|
| 01 – Industrial Leave* | SSD – J. Morgan |
| 02 – Vacancy | SSD – F. Cheung |
| 03 – Diversity | SSD – F. Cheung |
| 04 – Training | PS&T – P. Kwon |
| 05 – Use of Force | PS&T – K. Franklin |
| 06 – Citizen Complaints | PS&T – K. Franklin |
| 07 – Internal Affairs Log | PS&T – K. Franklin |
| 08 – Performance Measures | SSD – K. Dam |
| 09 – Enforcement Contacts | SSD – K. Dam |
| 10 – Parking Enforcement | POD – J. DeVera |
| 11 – Warrant Arrests | SSD – K. Dam |
| 12 – Detectives Assignments | SSD – J. Power |
| 13 – Detectives Closure Rate | SSD – J. Power |
| 14 – Assembly Bill 716 | POD – M. Williamson |
| 15 – Absence Overview | SSD – C. Vogan |
| 16 – Overtime | SSD – F. Cheung |
| 17 – Communications Center | SSD – G. Hesson |
| 18 – BART Watch | SSD – C. Vogan |

*Not included in Year-End or Monthly BPCRB Reports

BART Police Department (07) Staffing Status

As of: 08/06/18
 Vacancy Factor: 0.0

| | Pos'n Code | Job Title | FY19 Adopted | Reclass | As of 07/01/18 | Filled | On Leave or TMD | Vacant |
|-------------------------|--------------|-----------------------------|--------------|----------|----------------|------------|-----------------|-----------|
| NON-SWORN (Rep) | 027 | Community Service Officer | 67 | | 67 | 47 | 5 | 20 |
| | 045 | Police Admin Specialist | 12 | | 12 | 10 | - | 2 |
| | 048 | Police Dispatcher | 18 | | 18 | 16 | 1 | 2 |
| | 098 | Revenue Protection Guard | 19 | | 19 | 16 | 1 | 3 |
| | 836 | Police Sup./CAD/RMS Admin** | 6 | | 6 | 6 | - | - |
| SWORN | 778 | Police Officer | 66 | | 66 | 65 | 6 | 1 |
| | | In Academy = 5 | | | | | | - |
| | | Field Training = 2 | | | | | | - |
| | 788 | Senior Police Officer | 96 | | 96 | 81 | 5 | 15 |
| | 798 | Master Police Officer | 14 | | 14 | 10 | - | 4 |
| | 838 | Police Sergeant | 34 | | 34 | 27 | 4 | 7 |
| | 888 | Police Lieutenant | 13 | | 13 | 8 | 1 | 5 |
| | 898 | Police Deputy Chief | 3 | | 3 | 3 | | - |
| 980 | Police Chief | 1 | | 1 | 1 | | - | |
| Non-Sworn (Non-Rep) | SF100 | Mgr of Security Programs** | 1 | | 1 | 1 | | - |
| | 000065 | Emergency Preparedness Mgr. | 1 | | 1 | 1 | - | - |
| | 000074 | Crisis Outreach Coordinator | 1 | | 1 | 1 | | - |
| | 000081 | Accreditation Manager | 1 | | 1 | 1 | - | - |
| | AF200 | Sr. Administrative Analyst | 1 | | 1 | 1 | | - |
| DEPARTMENT TOTAL | | | 354 | - | 354 | 295 | 23 | 59 |

Notes

Notes:
 FY19
 parking cso - 2
 fare evasion - 2 on hold pending rpt
 made that as 2 dispt

Ofc - 5 frozen

Note: BART Police Department has 17 Attrition Float positions, of which 10 are Police Officers (778), 5 are Community Service Officers (027) and 2 are Police Dispatchers (048).

- > "On Leave" category does not include personnel on Admin Leave.
- > Mgr of Security Programs position is currently filled by a Police Lieutenant**

BART PD DIVERSITY MONTHLY REPORT

As of 8/7/18

+

| <u>ETHNICITY</u> | | <u>S</u> | | <u>C</u> | |
|----------------------------|-----------------|-------------|------------|-------------|------------|
| White | 38% 111 | 43% | 78 | 33% | 33 |
| Black | 21% 62 | 21% | 39 | 23% | 23 |
| Asian | 20% 59 | 16% | 31 | 28% | 28 |
| Hispanic | 20% 58 | 18% | 44 | 14% | 14 |
| American/ Indian | 0% 0 | 0% | 0 | 0% | 0 |
| Native Hawaiian/Pac Island | 1% 5 | 2% | 3 | 2% | 2 |
| Total: | 100% 295 | 100% | 195 | 100% | 100 |
| <u>DEMOGRAPHIC</u> | | <u>S</u> | | <u>C</u> | |
| Female | 22% 66 | 10% | 20 | 46% | 46 |
| Male | 78% 229 | 90% | 175 | 54% | 54 |
| Total: | 100% 295 | 100% | 195 | 100% | 100 |
| <u>CLASSIFICATION</u> | | | | | |
| Sworn | 66% 195 | | | | |
| Civilian | 34% 100 | | | | |
| Total: | 100% 295 | | | | |

CRISIS INTERVENTION TRAINING AS OF: August 1, 2018

| Personnel Positions | Total Positions | Filled Positions | Vacant Positions | (Not in Academy or Field Training) Eligible to Attend Training | Total of Filled Positions Trained | Percentage of Total Filled Positions Trained | Percentage of Eligible Filled Positions Trained |
|-----------------------------|------------------------|-------------------------|-------------------------|---|--|---|--|
| Chief | 1 | 1 | 0 | 1 | 0 | 0% | 0% |
| Deputy Chiefs | 3 | 3 | 0 | 3 | 3 | 100% | 100% |
| Lieutenants | 13 | 8 | 5 | 8 | 8 | 100% | 100% |
| Sergeants | 34 | 27 | 7 | 27 | 27 | 100% | 100% |
| Officers | 176 | 153 | 23 | 136 | 136 | 89% | 100% |
| Dispatchers | 18 | 16 | 2 | 14 | 12 | 75% | 86% |
| Dispatch Supervisors | 2 | 2 | 0 | 2 | 2 | 100% | 100% |
| CSOs | 67 | 47 | 20 | 44 | 43 | 91% | 98% |
| Crisis Outreach Coordinator | 1 | 1 | 0 | 1 | 1 | 100% | 100% |
| Total | 315 | 258 | 57 | 236 | 232 | 90% | 98% |

Personnel Positions that are not designated to attend CIT Training

| | Total | Filled | Vacant |
|-----------------------------------|--------------|---------------|---------------|
| Revenue Protection Guards | 19 | 16 | 3 |
| Police Administrative Specialists | 12 | 10 | 2 |
| Police Sup./CAD RMS Admin | 4 | 4 | 0 |
| Civilian Managers/Analyst | 3 | 3 | 0 |
| Sub Total | 38 | 33 | 5 |
| TOTAL PERSONNEL | 353 | 291 | 62 |

FAIR AND IMPARTIAL / BIASED BASED TRAINING AS OF August 1, 2018

| Personnel Positions | Total Positions | Filled Positions | Vacant Positions | Eligible to Attend (Not in Academy or Field Training) | Total of Filled Positions Trained | Percentage of Total Filled Positions Trained | Percentage of Eligible Filled Positions |
|----------------------------|------------------------|-------------------------|-------------------------|--|--|---|--|
| Chief | 1 | 1 | 0 | 1 | 0 | 0.0% | 0.0% |
| Deputy Chiefs | 3 | 3 | 0 | 3 | 3 | 100.0% | 100.0% |
| Lieutenants | 13 | 8 | 5 | 8 | 8 | 100.0% | 100.0% |
| Sergeants | 34 | 27 | 7 | 27 | 27 | 100.0% | 100.0% |
| Officers | 176 | 153 | 23 | 146 | 146 | 95.4% | 100.0% |
| CSOs | 67 | 47 | 20 | 45 | 43 | 91.5% | 95.6% |
| Total | 294 | 239 | 55 | 230 | 227 | 95.0% | 98.7% |

Personnel Positions that are not designated to attend FAIR AND IMPARTIAL Training

| | Total | Filled | Vacant |
|-----------------------------------|--------------|---------------|---------------|
| Dispatchers | 18 | 16 | 2 |
| Dispatch Supervisors | 2 | 2 | 0 |
| Crisis Outreach Coordinator | 1 | 1 | 0 |
| Revenue Protection Guards | 19 | 16 | 3 |
| Police Administrative Specialists | 12 | 10 | 2 |
| Police Sup./CAD RMS Admin | 4 | 4 | 0 |
| Civilian Managers/Analyst | 3 | 3 | 0 |
| Sub Total | 59 | 52 | 7 |
| TOTAL PERSONNEL | 353 | 291 | 62 |

POLICE ROADWAY PROTECTION TRAINING AS OF: August 1, 2018

| Personnel Positions | Total Positions | Filled Positions | Vacant Positions | Eligible to Attend (Not in Academy, FTO, or IND/Leave) | Total of Filled Positions Trained | Percentage of Total Filled Positions Trained | Percentage of Eligible Filled Positions |
|----------------------------|------------------------|-------------------------|-------------------------|---|--|---|--|
| Chief | 1 | 1 | 0 | 1 | 0 | 0.0% | 0.0% |
| Deputy Chiefs | 3 | 3 | 0 | 3 | 3 | 100.0% | 100.0% |
| Lieutenants | 13 | 8 | 5 | 8 | 8 | 100.0% | 100.0% |
| Sergeants | 34 | 27 | 7 | 26 | 26 | 96% | 100.0% |
| Officers | 176 | 153 | 23 | 146 | 145 | 94.8% | 99.3% |
| CSOs-Not Required | 67 | 47 | 20 | 42 | 38 | 80.9% | 90.5% |
| Total | 294 | 239 | 55 | 226 | 220 | 92.1% | 97.3% |

Personnel Positions that are not REQUIRED to attend Police Roadway Protection Training

| | Total | Filled | Vacant |
|--------------------------------------|--------------|---------------|---------------|
| CSOs | 67 | 47 | 20 |
| Dispatchers | 18 | 16 | 2 |
| Dispatch Supervisors | 2 | 2 | 0 |
| Crisis Outreach Coordinator | 1 | 1 | 0 |
| Revenue Protection Guards | 19 | 16 | 3 |
| Police Administrative Specialists | 12 | 10 | 2 |
| Police Sup./CAD RMS Admin | 4 | 4 | 0 |
| Civilian Managers/Analyst | 3 | 3 | 0 |
| Sub Total | 126 | 99 | 27 |
| TOTAL PERSONNEL | 420 | 338 | 82 |

Use of Force Incidents - 2018

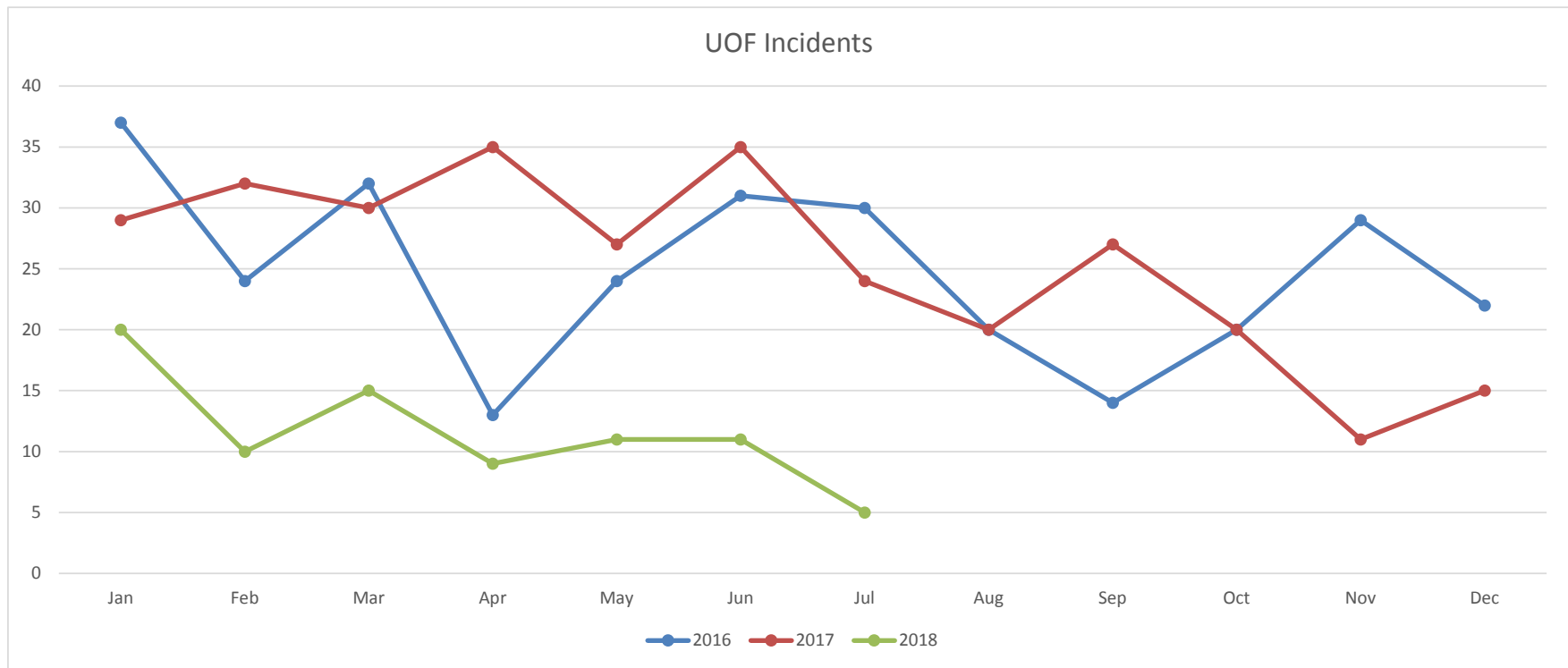
| | Jan | Feb | Mar | Apr | May | Jun | Jul | Aug | Sep | Oct | Nov | Dec | Total |
|----------|-----|-----|-----|-----|-----|-----|-----|-----|-----|-----|-----|-----|-------|
| 2018 | 20 | 10 | 15 | 9 | 11 | 11 | 5 | | | | | | 81 |
| YTD 2018 | 20 | 30 | 45 | 54 | 65 | 76 | 81 | | | | | | |

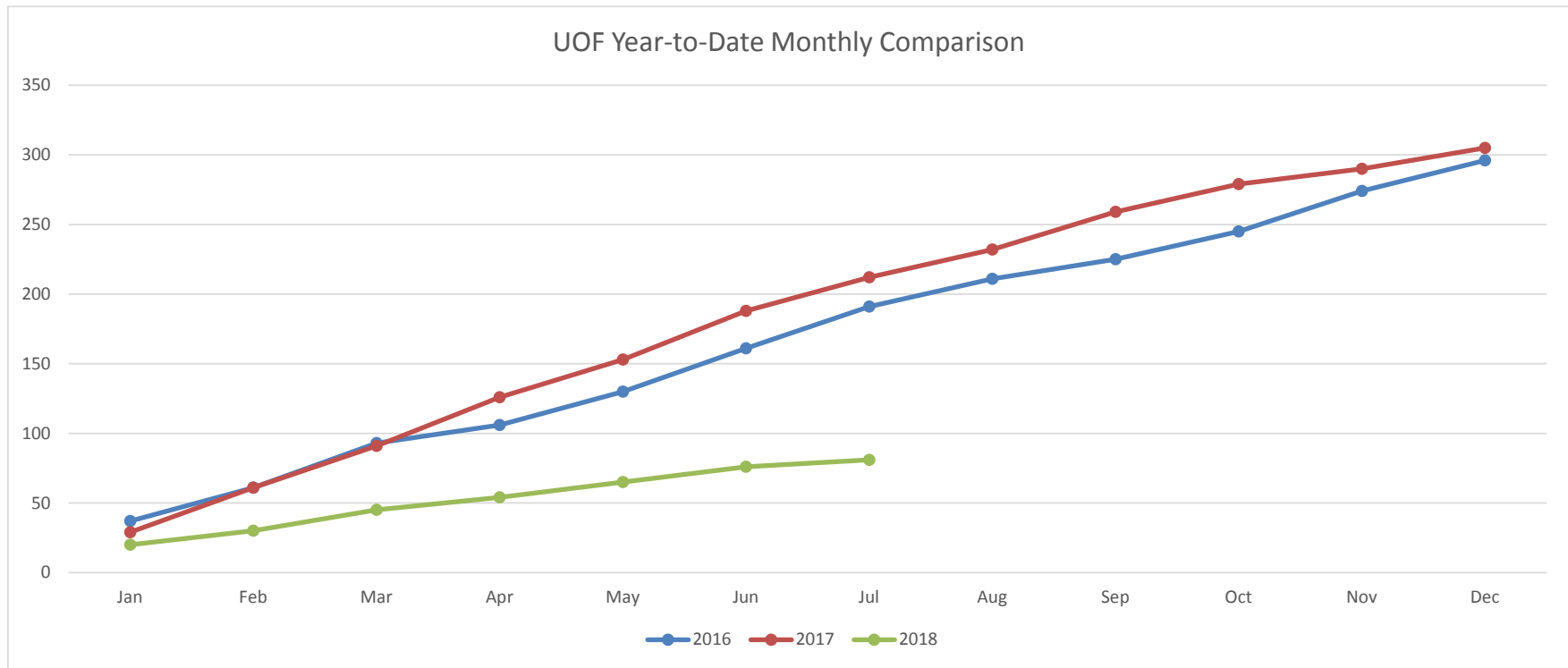
Use of Force Incidents - 2017

| | Jan | Feb | Mar | Apr | May | Jun | Jul | Aug | Sep | Oct | Nov | Dec | Total |
|----------|-----|-----|-----|-----|-----|-----|-----|-----|-----|-----|-----|-----|-------|
| 2017 | 29 | 32 | 30 | 35 | 27 | 35 | 24 | 20 | 27 | 20 | 11 | 15 | 305 |
| YTD 2017 | 29 | 61 | 91 | 126 | 153 | 188 | 212 | 232 | 259 | 279 | 290 | 305 | |

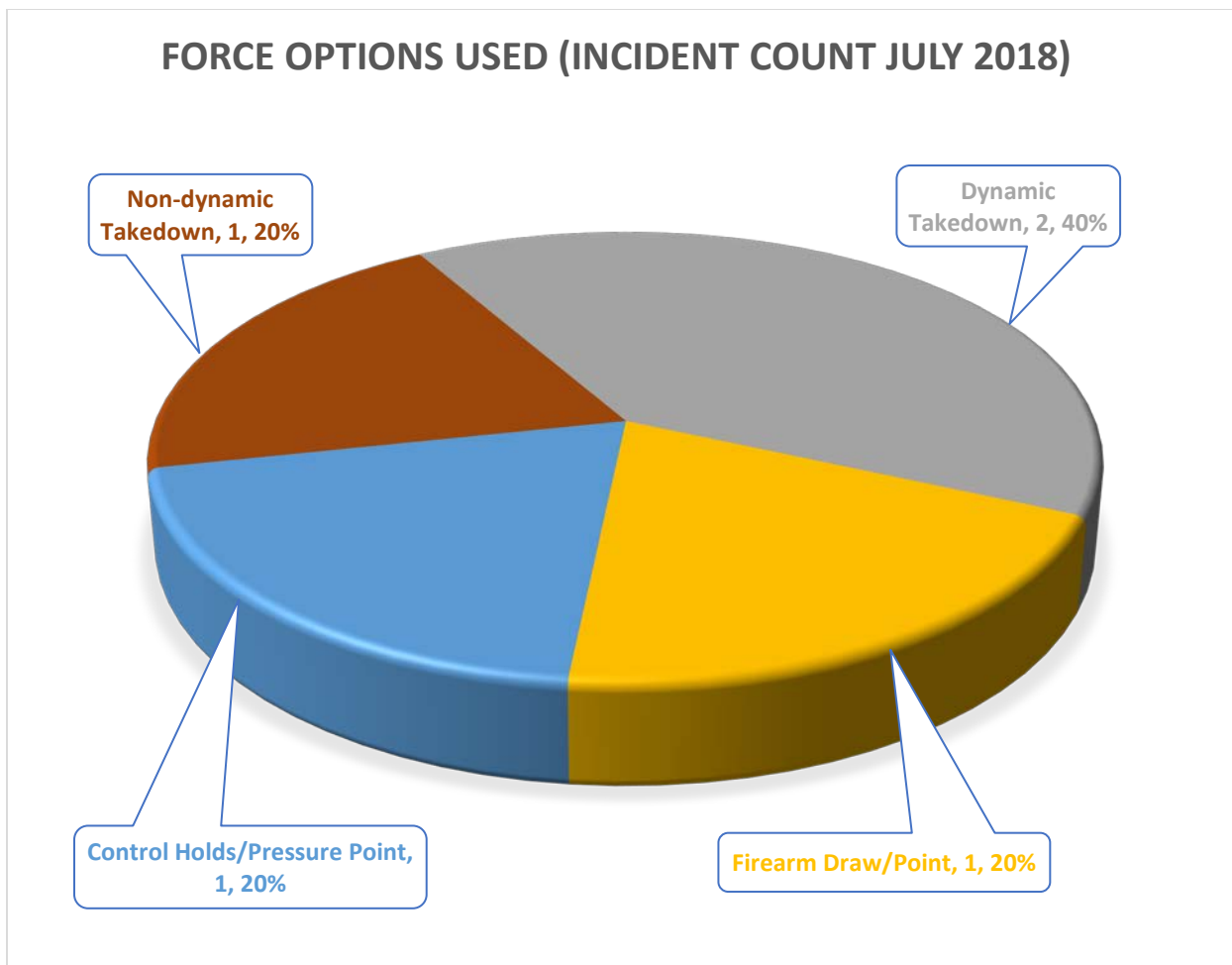
Use of Force Incidents - 2016

| | Jan | Feb | Mar | Apr | May | Jun | Jul | Aug | Sep | Oct | Nov | Dec | Total |
|----------|-----|-----|-----|-----|-----|-----|-----|-----|-----|-----|-----|-----|-------|
| 2016 | 37 | 24 | 32 | 13 | 24 | 31 | 30 | 20 | 14 | 20 | 29 | 22 | 296 |
| YTD 2016 | 37 | 61 | 93 | 106 | 130 | 161 | 191 | 211 | 225 | 245 | 274 | 296 | |



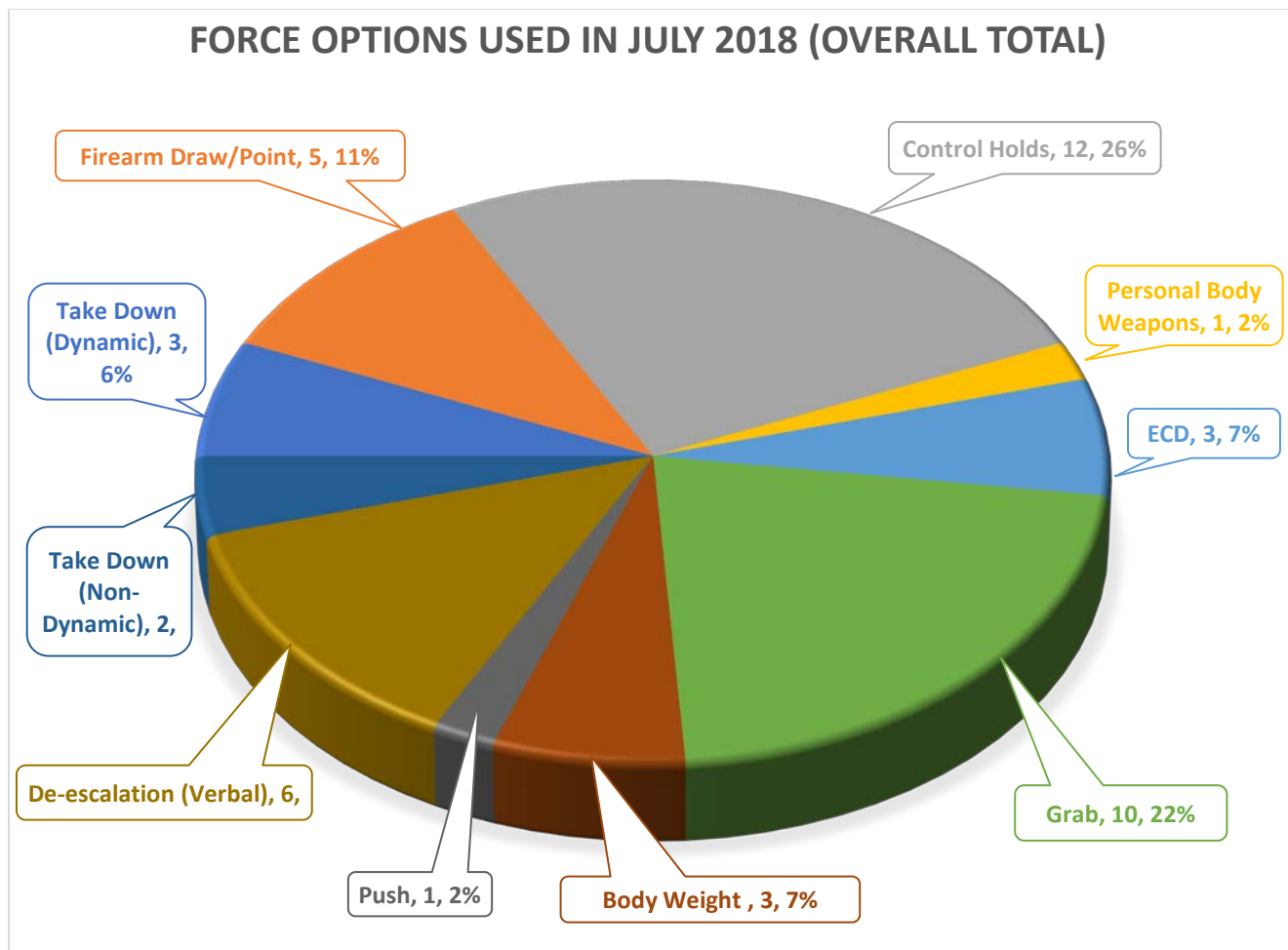


Force Options Used (Incident Count), July 2018



*Each incident could contain more than one force option used. This pie chart reflects the most significant force option used per incident.

Types of Force Used, July 2018 (Overall Total)



*Some incidents involved the use of multiple force options. If two officers involved in the same incident used the same force option, this data would reflect both officers. As an example, if two officers in the same incident used control holds, this data would reflect two separate control holds.

Citizen Complaints - 2018

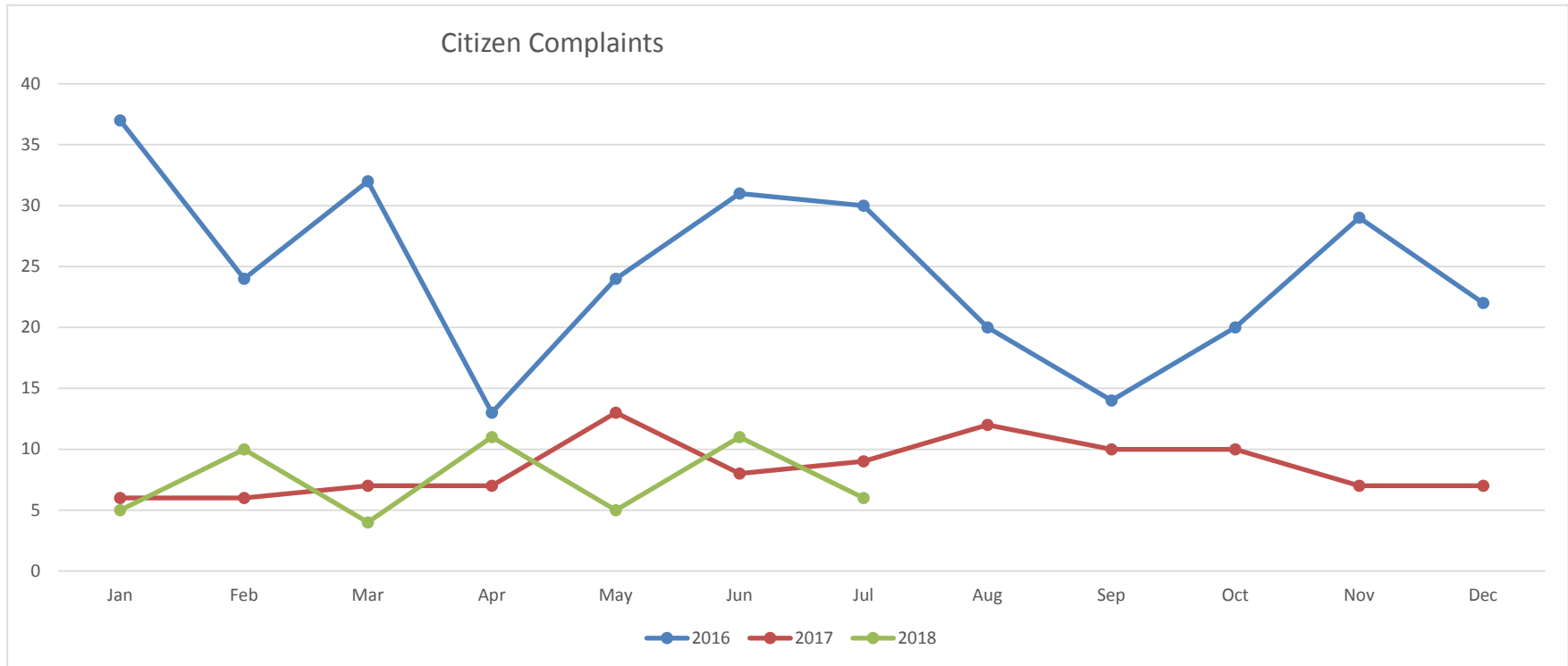
| | Jan | Feb | Mar | Apr | May | Jun | Jul | Aug | Sep | Oct | Nov | Dec | Total |
|----------|-----|-----|-----|-----|-----|-----|-----|-----|-----|-----|-----|-----|-------|
| 2018 | 5 | 10 | 4 | 11 | 5 | 11 | 6 | | | | | | 52 |
| YTD 2018 | 5 | 15 | 19 | 30 | 35 | 46 | 52 | | | | | | |

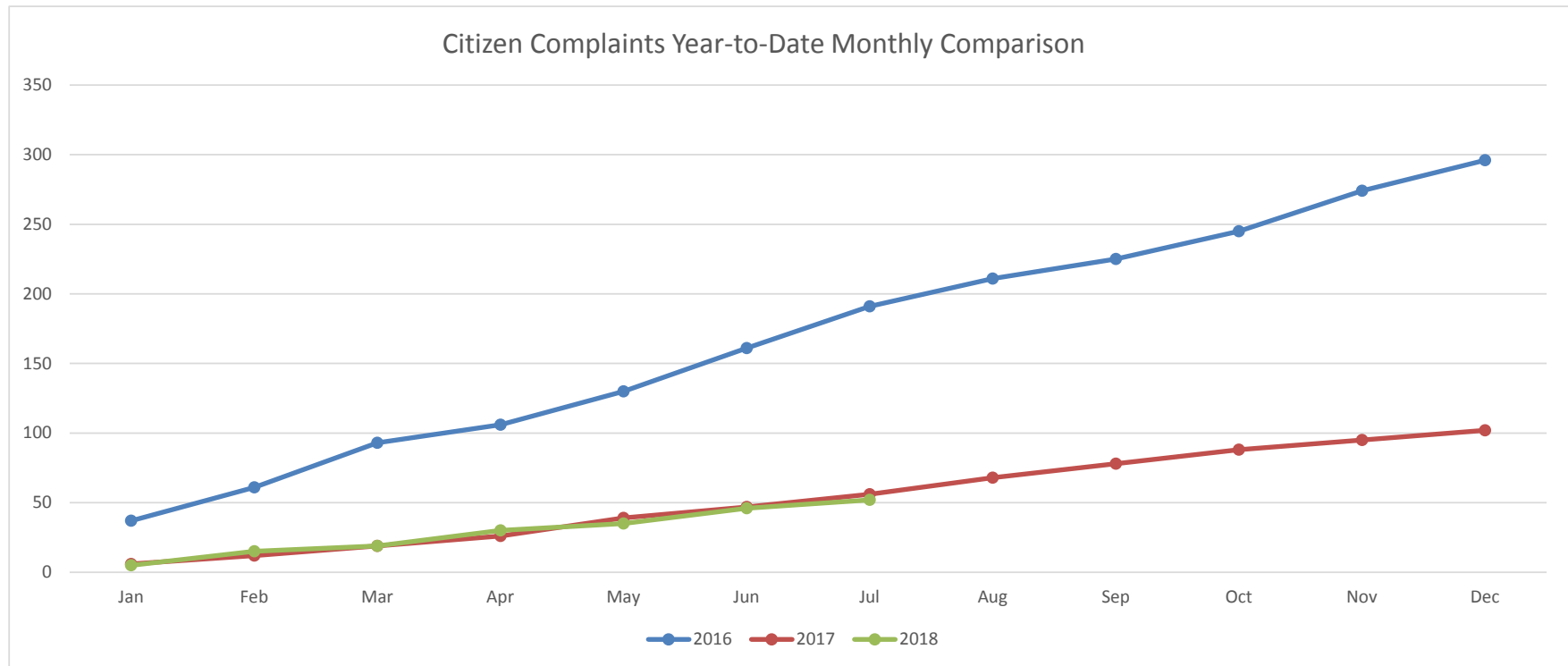
Citizen Complaints - 2017

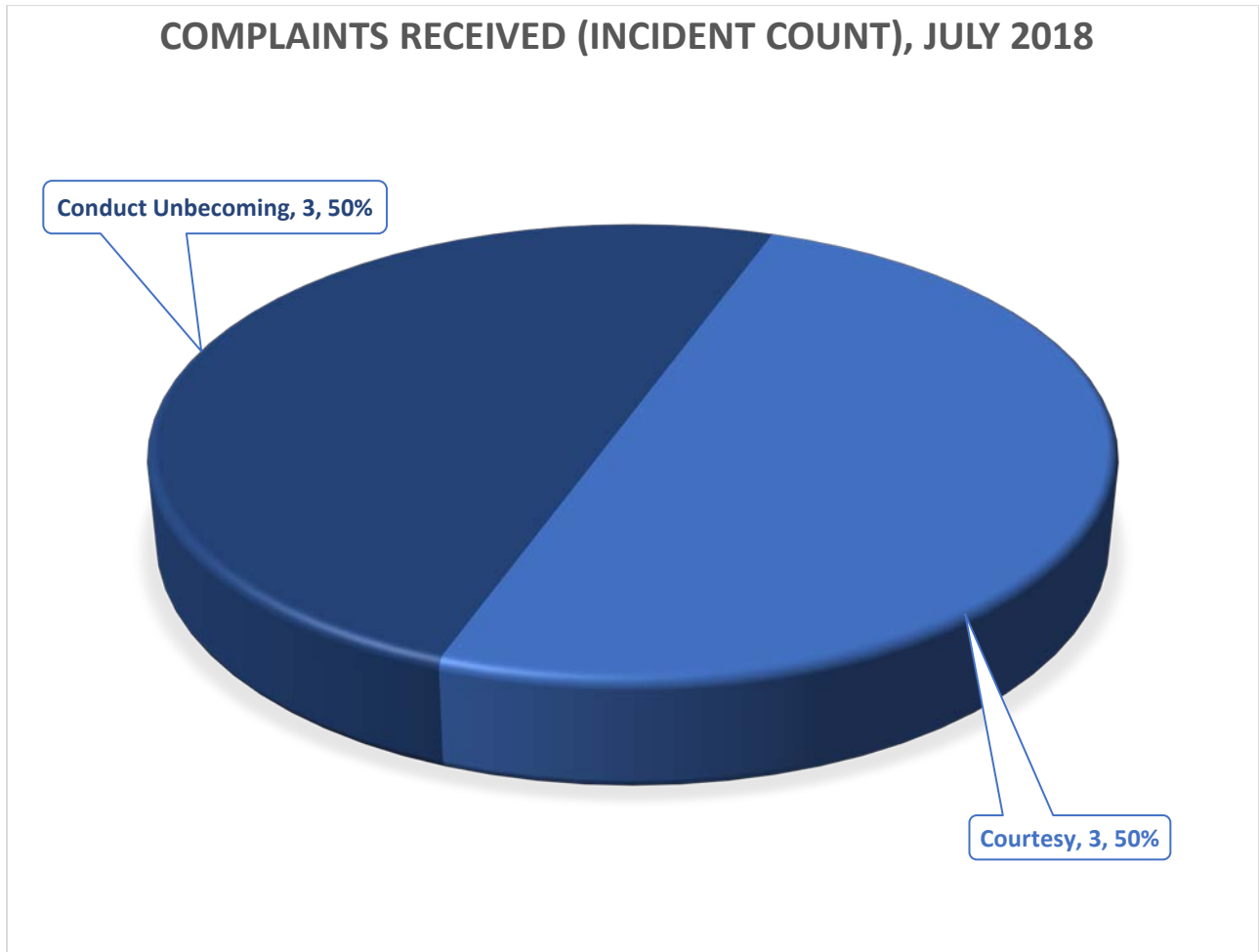
| | Jan | Feb | Mar | Apr | May | Jun | Jul | Aug | Sep | Oct | Nov | Dec | Total |
|----------|-----|-----|-----|-----|-----|-----|-----|-----|-----|-----|-----|-----|-------|
| 2017 | 6 | 6 | 7 | 7 | 13 | 8 | 9 | 12 | 10 | 10 | 7 | 7 | 102 |
| YTD 2017 | 6 | 12 | 19 | 26 | 39 | 47 | 56 | 68 | 78 | 88 | 95 | 102 | |

Citizen Complaints - 2016

| | Jan | Feb | Mar | Apr | May | Jun | Jul | Aug | Sep | Oct | Nov | Dec | Total |
|----------|-----|-----|-----|-----|-----|-----|-----|-----|-----|-----|-----|-----|-------|
| 2016 | 10 | 3 | 13 | 7 | 7 | 10 | 6 | 9 | 8 | 7 | 8 | 6 | 94 |
| YTD 2016 | 10 | 13 | 26 | 33 | 40 | 50 | 56 | 65 | 73 | 80 | 88 | 94 | |







Each incident could contain more than one allegation. This pie chart reflects the most significant allegation per incident.


| BART Police Department - Office of Internal Affairs | | | | | | | |
|---|--------------|------------|-------------------------------------|----------------------------|---------------|------------|----------------|
| Investigation Log - July 2018 | | | | | | | |
| IA | DATE | | ALLEGATION | FINDING | INVESTIGATOR | DUE DATE | COMPLETED DATE |
| CASE # | OCC'D | REC'D | | | | | |
| IA2016-071 | 07/29/16 | 7/29/2016 | Force, Bias, Arrest | | Lt. Kwon | 12/28/16 | |
| | | | Force, Bias, Arrest | | (Tolled) | 01/27/17 | |
| | | | Force, Bias, Arrest | | | | |
| | | | Force, Bias, Arrest | | | | |
| IA2017-040 | 1/31/2017 | 5/18/2017 | Force | | Sgt. Togonon | 10/17/2017 | |
| | | | Force | | Tolled | | |
| IA2017-093 | 10/4/2017 | 10/4/2017 | Force | Admin | Sgt. T. Salas | 3/5/2018 | Submitted L21 |
| IA2017-096 | 10/20/2017 | 10/23/2017 | Bias Based Policing | | Sgt. T. Salas | 6/30/2018 | |
| | | | | | Sgt. Fueng | | |
| IA2017-097 | 10/13/2017 | 10/18/2017 | CUBO | Deferred to OIPA #17-39 | Sgt. Togonon | 3/19/2018 | |
| | | | Bias-Based Policing | | | | |
| IA2017-105 | 11/15/2017 | 11/16/2017 | Performance of Duty | | T. Salas | 5/8/2018 | |
| | | | Bias-Based Policing | | | | |
| | | | Policy (Axon) | | | | |
| IA2017-110 | 11/28/2017 | 11/28/2017 | Policy/Procedure | Service Review | Lt. Kwon | | |
| IA2017-111 | 11/10/2017 | 11/10/2017 | Force | | Sgt. Salas | 5/1/2018 | |
| IA2017-114 | 12/12/2017 | 12/13/2017 | Force, Bias, CUBO | | Sgt. T. Salas | 5/14/2018 | |
| IA2017-118 | 12/25/2017 | 1/2/2018 | Force | | Sgt. Togonon | 6/3/2018 | |
| IA2018-001 | 1/3/2018 | 1/3/2018 | Force (OIS) | | Sgt. T. Salas | 6/4/2018 | |
| | | | | | Tolled | | |
| IA2018-003 | 1/28/2018 | 1/8/2018 | CUBO | | Sgt. T. Salas | 8/1/2018 | |
| IA2018-010 | 2/1 2/2 2018 | 2/12/2018 | CUBO | | Sgt. Togonon | 7/14/2018 | |
| | | | CUBO | | | | |
| IA2018-011 | 2/12/2018 | 2/13/2018 | Arrest/Detention, Force, Bias, CUBO | Deferred to OIPA #18-03 | Sgt. T. Salas | 7/16/2018 | |
| IA2018-013 | 2/7/2018 | 2/10/2018 | Force/Policy/Procedure | | Sgt. McNack | 7/22/2018 | |
| | | | Policy/Procedure | | | | |
| IA2018-015 | 2/18/2018 | 2/20/2018 | Performance of Duty, CUBO | | Sgt. T. Salas | 7/22/2018 | |
| IA2018-016 | 2/25/2018 | 2/26/2018 | Policy/Procedure, POD | Service Review | Sgt. T. Salas | 7/28/2018 | |
| IA2018-017 | 9/21/2016 | 2/22/2018 | CUBO | Admin Closure | Sgt. T. Salas | 7/30/2018 | |
| IA2018-018 | 2/28/2018 | 2/28/2018 | Bias Based Policing | | Sgt. McNack | 7/30/2018 | |
| IA2018-019 | 12/7/2017 | 3/5/2018 | Bias, Courtesy, Policy/Procedure | Deferred to OIPA #18-06 | Lt. Kwon | 8/5/2018 | |
| IA2018-020 | 12/23/2017 | 3/13/2018 | Performance of Duty | | Sgt. McNack | 8/12/2018 | |
| IA2018-021 | 3/10/2018 | 3/10/2018 | Courtesy | Admin Closure, OIPA #18-07 | Sgt. McNack | 8/9/2018 | |
| IA2018-022 | 1/20/2018 | 3/2/2018 | CUBO, Policy/Procedure | | Sgt. T. Salas | 8/1/2018 | |
| IA2018-023 | 3/16/2018 | 4/5/2018 | Performance of Duty | | Sgt. McNack | 9/4/2018 | |
| IA2018-024 | 4/11/2018 | 4/13/2018 | CUBO | | Sgt. T. Salas | 9/12/2018 | |

| IA | DATE | | ALLEGATION | FINDING | INVESTIGATOR | DUE DATE | COMPLETED DATE |
|------------|-----------|-----------|---------------------|-------------------------|---------------|-----------|----------------|
| | CASE # | OCC'D | | | | | |
| IA2018-025 | 4/11/2018 | 4/11/2018 | Force | Clear by evidence | Sgt. T. Salas | 9/10/2018 | |
| IA2018-026 | 4/14/2018 | 4/14/2018 | CUBO, Criminal | | Sgt. McNack | 9/13/2018 | |
| IA2018-027 | 4/20/2018 | 4/11/2018 | Bias Based Policing | | Sgt. T. Salas | 9/19/2018 | |
| IA2018-028 | 2/3/2018 | 4/20/2018 | Force, Courtesy | Deferred to OIPA #18-15 | | 9/19/2018 | |
| IA2018-029 | 4/20/2018 | 4/16/2018 | Courtesy | OIPA Intake #18-13 | Sgt. McNack | 9/15/2018 | |
| IA2018-030 | 4/19/2018 | 4/20/2018 | CUBO | Admin | Sgt. McNack | 9/22/2018 | |
| IA2018-031 | 3/26/2018 | 4/19/2018 | | | Sgt. McNack | 9/18/2018 | |
| IA2018-032 | UNK | 4/20/2018 | BBP, POD, CUBO | Deferred to OIPA #18-16 | | 9/23/2018 | |
| IA2018-033 | 3/15/2018 | 4/23/2018 | Force | Deferred to OIPA #18-17 | | 9/23/2018 | |

| PART 1 CRIMES | 2013 | 2014 | 2015 | 2016 | 2017 | YTD July | | % change from '17 |
|--------------------------------|-------------|-------------|-------------|-------------|-------------|-------------|-------------|-------------------|
| | | | | | | 2017 | 2018 | |
| Homicide | 1 | 0 | 1 | 1 | 0 | 0 | 3 | #DIV/0! |
| Rape | 0 | 2 | 3 | 4 | 8 | 7 | 3 | -57% |
| Robbery | 209 | 153 | 161 | 232 | 290 | 175 | 188 | 7% |
| Aggravated Assault | 57 | 71 | 73 | 93 | 121 | 68 | 77 | 13% |
| Violent Crime Subtotal | 267 | 226 | 238 | 330 | 419 | 250 | 271 | 8% |
| Burglary (Not Including Auto) | 25 | 7 | 4 | 12 | 15 | 8 | 10 | 25% |
| Larceny | 2524 | 2597 | 2325 | 2217 | 2593 | 1444 | 1514 | 5% |
| Auto Theft | 483 | 522 | 480 | 480 | 420 | 261 | 232 | -11% |
| Arson | 0 | 0 | 0 | 1 | 4 | 4 | 3 | -25% |
| Property Crime Subtotal | 3032 | 3126 | 2809 | 2710 | 3032 | 1717 | 1759 | 2% |
| TOTAL | 3299 | 3352 | 3047 | 3040 | 3451 | 1967 | 2030 | 3% |

*DIV/0 - Not Calculable

*Aggravated Assault table updated to conform to UCR totals *



BART Police Performance Measurements

July 2018

Disclaimer--**The data is drawn from the BART Police Department TriTech computer database, and they are unaudited. The numbers may not match the official monthly totals reported to the FBI through the Uniform Crime Reporting (UCR) program. Late reporting, the reclassification or unfounding of crimes, can affect crime statistics. The statistics contained in the on the Performance Measurements are **subject to change, updates, and corrections. ****

Top 5 Stations For Part 1 Crimes

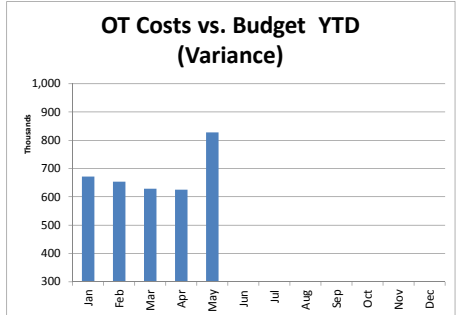
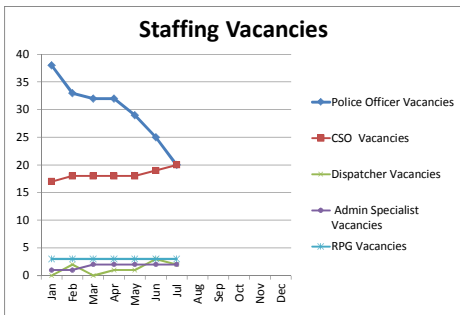
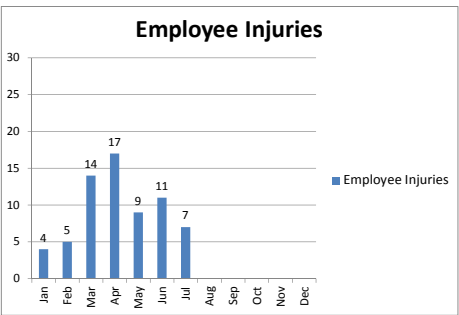
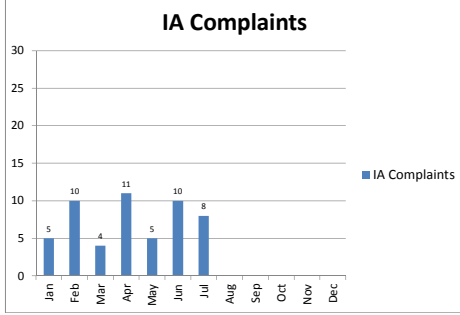
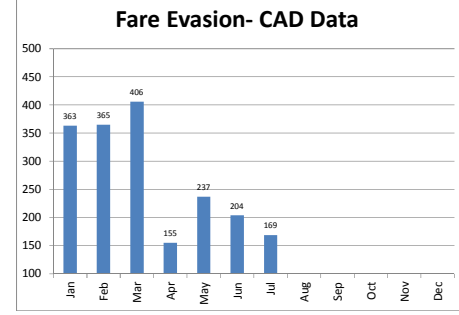
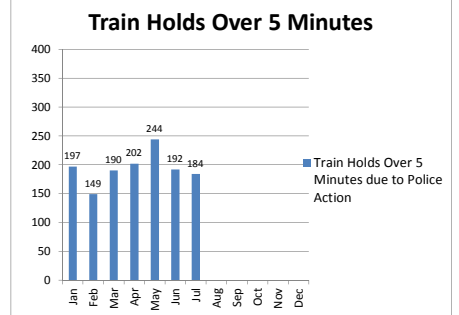
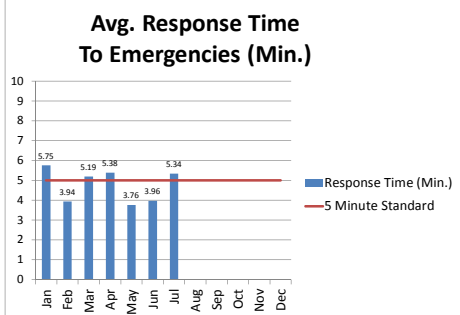
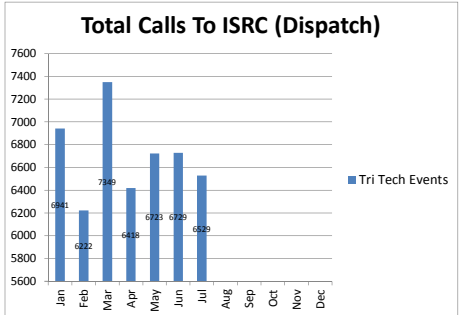
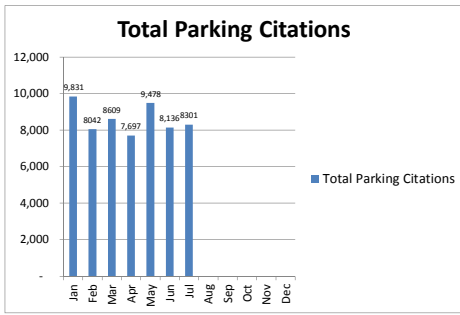
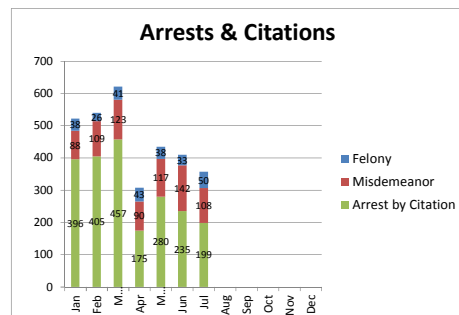
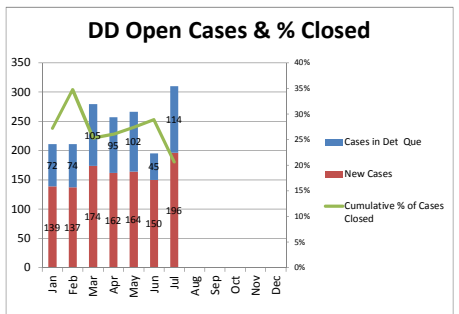
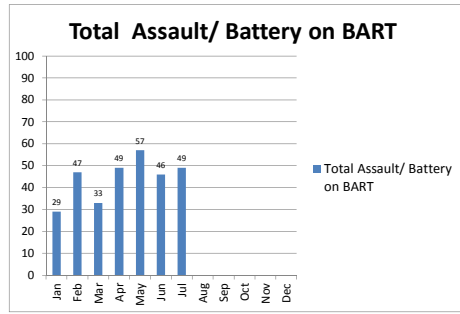
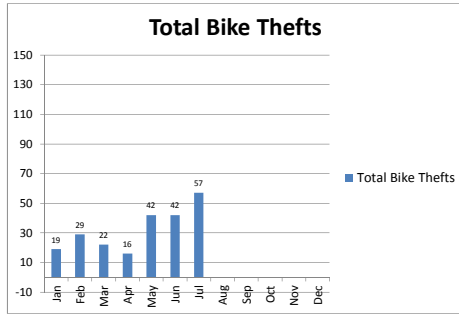
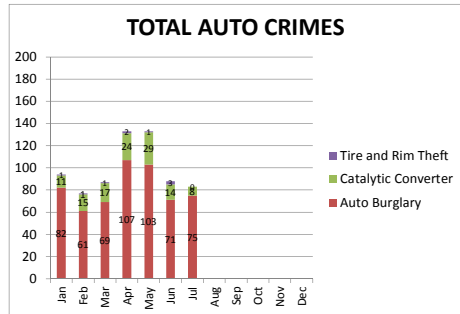
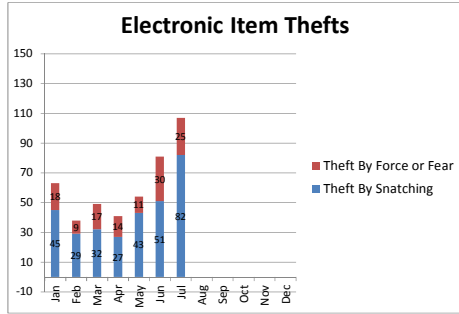
Most Frequent 2017
2018 Current Month

Most Frequent all of 2017
2017 YEAR

Richmond
Coliseum
West Oakland
San Leandro
Del Norte

Coliseum
Bay Fair
West Oakland
Fruitvale
East Dublin

This list was obtained by adding the highest totals listed in the Part 1 crimes data.



| PART 1 CRIMES | 2017 | YTD July | | % change from '17 |
|--------------------------------|------------|-------------|-------------|-------------------------|
| | | 2017 | 2018 | |
| Homicide | 0 | 0 | 2 | #DIV/0! |
| Rape | 0 | 5 | 3 | -40% |
| Robbery | 49 | 119 | 110 | -8% |
| Aggravated Assault | 22 | 40 | 50 | 25% |
| Violent Crime Subtotal | 71 | 164 | 165 | 1% |
| Burglary (Not Including Auto) | 5 | 3 | 6 | 100% |
| Larceny | 251 | 811 | 781 | -4% |
| Auto Theft | 2 | 178 | 131 | -26% |
| Arson | 0 | 0 | 0 | #DIV/0! |
| Property Crime Subtotal | 258 | 992 | 918 | -7% |
| TOTAL | 329 | 1156 | 1083 | -6% |

DIV/0 - Not Calculable

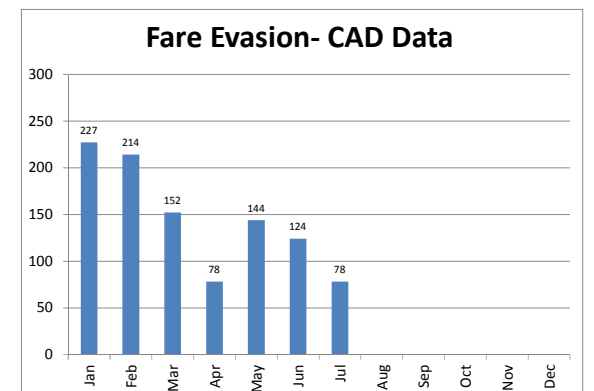
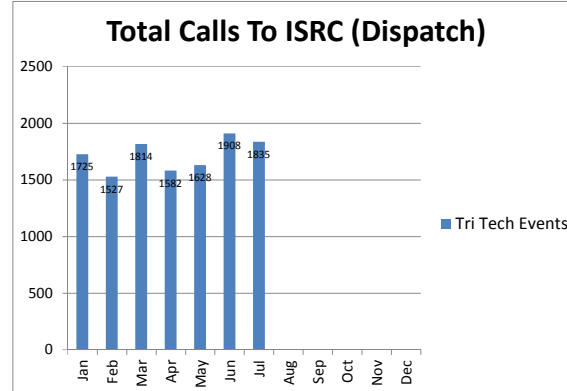
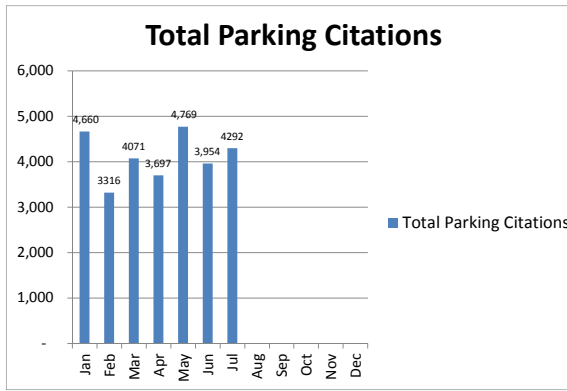
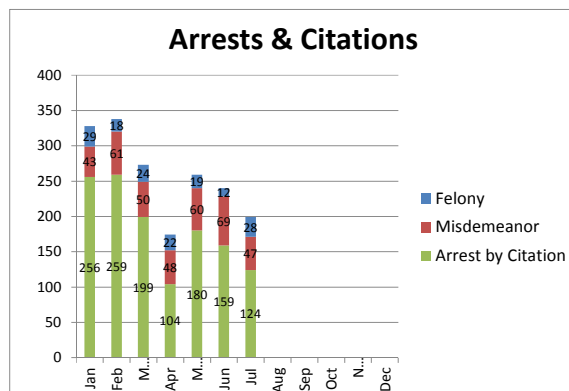
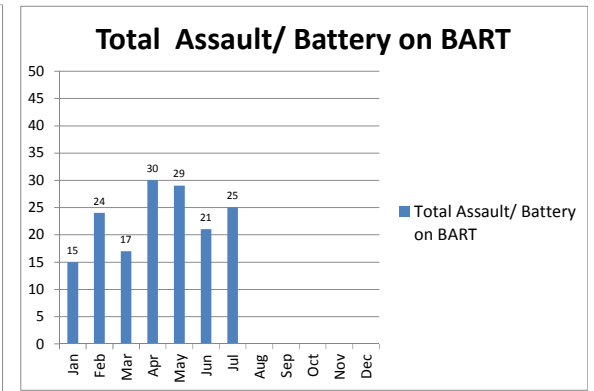
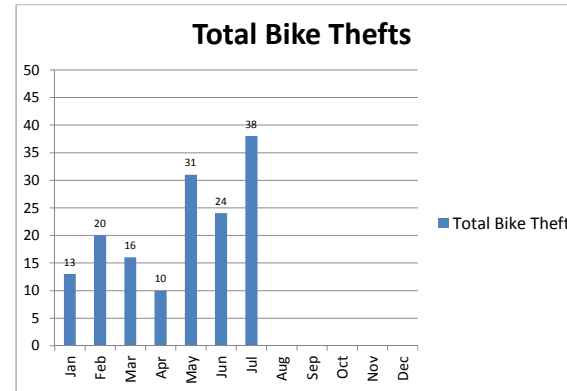
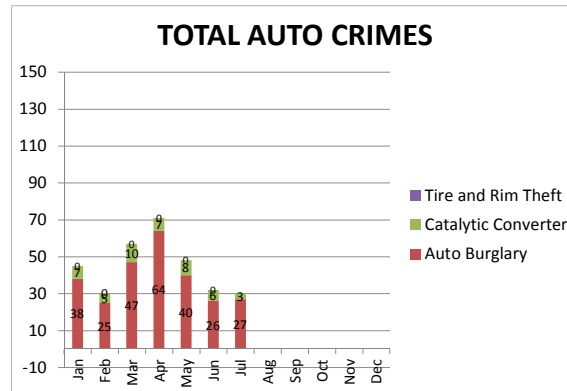
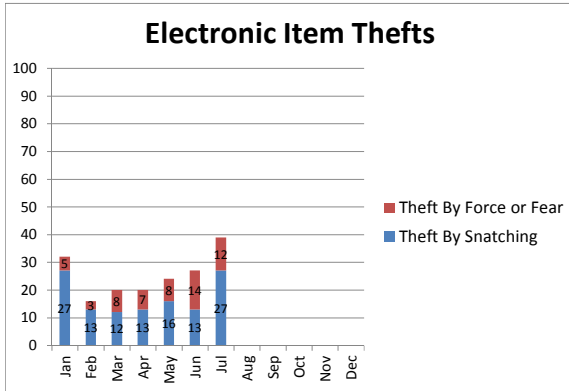


BART Police Performance Measurements

Alameda County Crime Statistics

June 2018

Disclaimer--**The data is drawn from the BART Police Department TriTech computer database, and they are unaudited. The numbers may not match the official monthly totals reported to the FBI through the Uniform Crime Reporting (UCR) program. Late reporting, the reclassification or unbounding of crimes, can affect crime statistics. The statistics contained in the on the Performance Measurements are [subject to change , updates, and corrections.](#) **



| PART 1 CRIMES | 2017 | YTD July | | % change from '17 |
|-------------------------------|------------|------------|------------|-------------------------|
| | | 2017 | 2018 | |
| Homicide | 0 | 0 | 1 | #DIV/0! |
| Rape | 0 | 1 | 0 | -100% |
| Robbery | 49 | 27 | 20 | -26% |
| Aggravated Assault | 22 | 11 | 14 | 27% |
| Violent Crime Subtotal | 71 | 39 | 35 | -10% |
| Burglary (Not Including Auto) | 5 | 1 | 1 | 0% |
| Larceny | 251 | 360 | 400 | 11% |
| Auto Theft | 2 | 66 | 86 | 30% |
| Arson | 0 | 0 | 0 | #DIV/0! |
| Property Crime Subtotal | 258 | 427 | 487 | 14% |
| TOTAL | 329 | 466 | 522 | 12% |

DIV/0 - Not Calculable

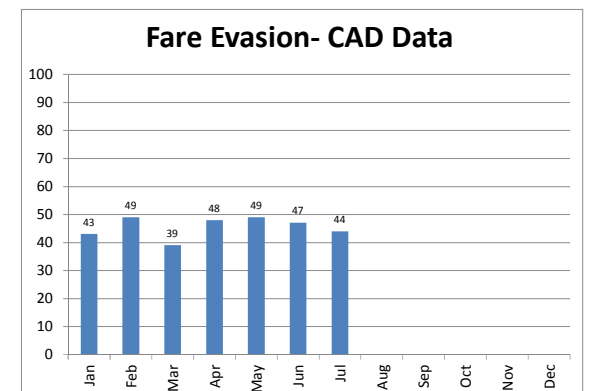
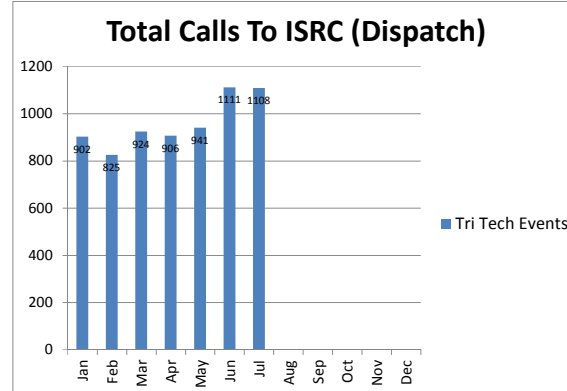
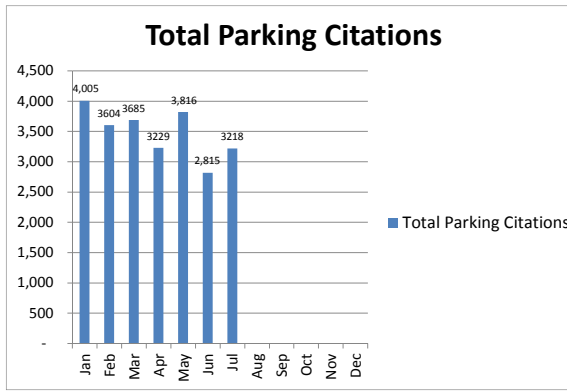
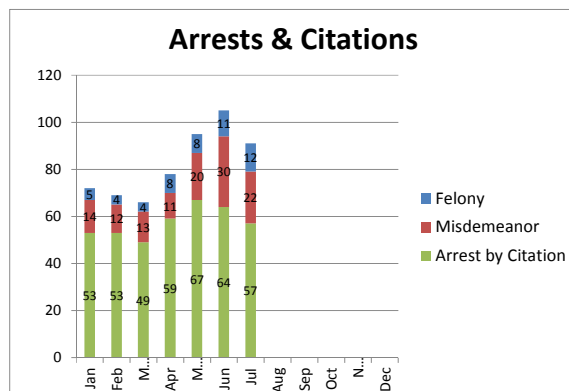
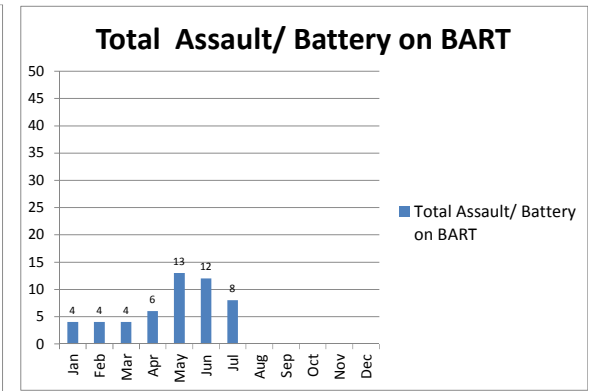
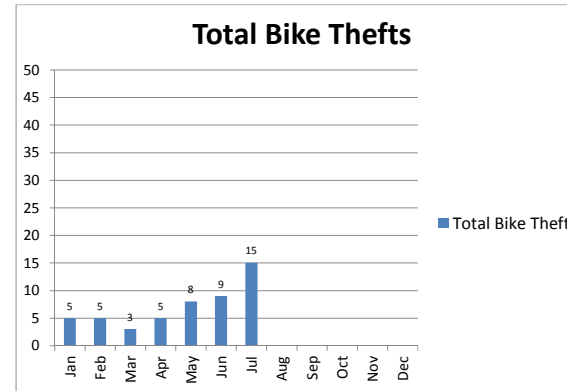
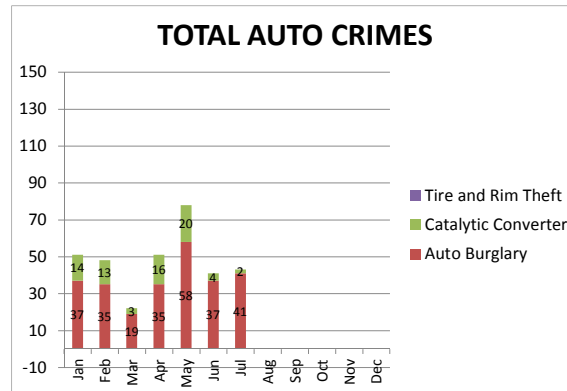
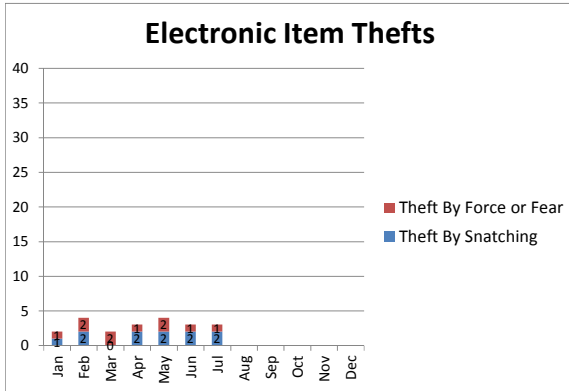


BART Police Performance Measurements

Contra Costa County Crime Statistics

July 2018

Disclaimer--**The data is drawn from the BART Police Department TriTech computer database, and they are unaudited. The numbers may not match the official monthly totals reported to the FBI through the Uniform Crime Reporting (UCR) program. Late reporting, the reclassification or unbounding of crimes, can affect crime statistics. The statistics contained in the on the Performance Measurements are [subject to change , updates, and corrections.](#) **



| PART 1 CRIMES | 2017 | YTD July | | % change from '17 |
|--------------------------------|------------|------------|------------|-------------------------|
| | | 2017 | 2018 | |
| Homicide | 0 | 0 | 0 | #DIV/0! |
| Rape | 0 | 0 | 0 | #DIV/0! |
| Robbery | 49 | 22 | 55 | 150% |
| Aggravated Assault | 22 | 14 | 10 | -29% |
| Violent Crime Subtotal | 71 | 36 | 65 | 81% |
| Burglary (Not Including Auto) | 5 | 3 | 3 | 0% |
| Larceny | 251 | 132 | 231 | 75% |
| Auto Theft | 2 | 2 | 1 | -50% |
| Arson | 0 | 0 | 0 | #DIV/0! |
| Property Crime Subtotal | 258 | 137 | 235 | 72% |
| TOTAL | 329 | 173 | 300 | 73% |

DIV/0 - Not Calculable

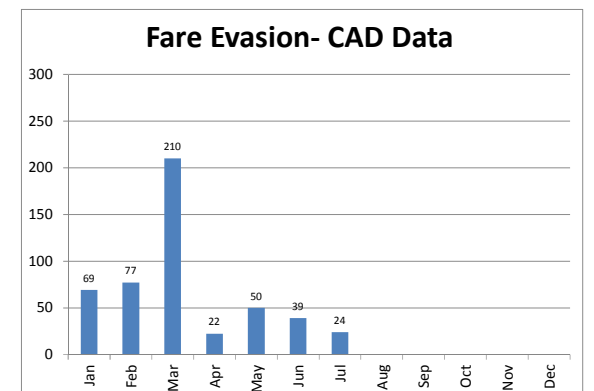
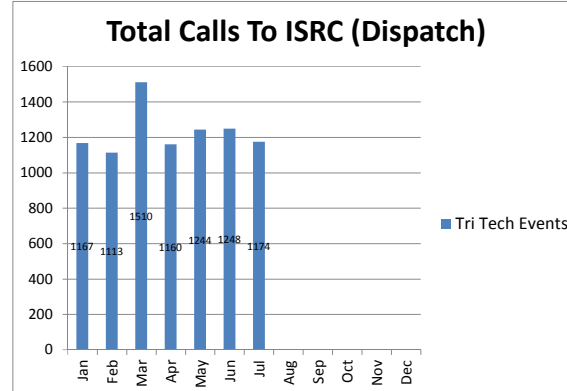
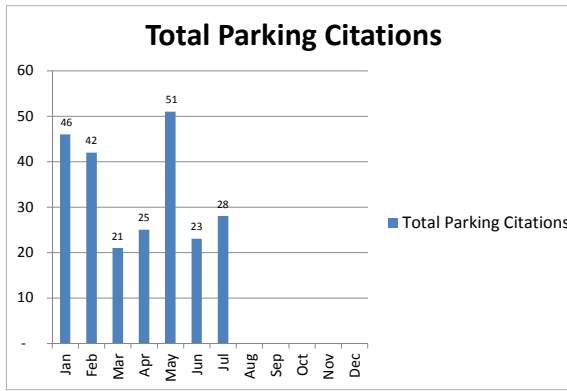
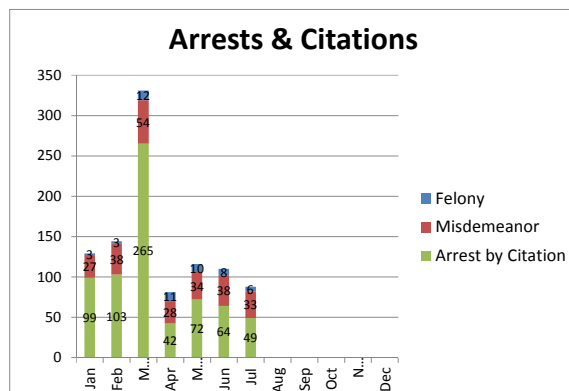
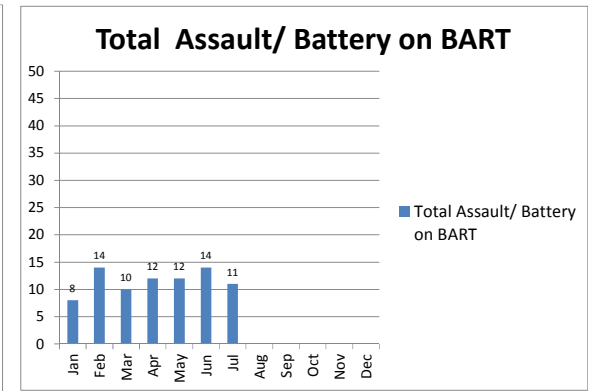
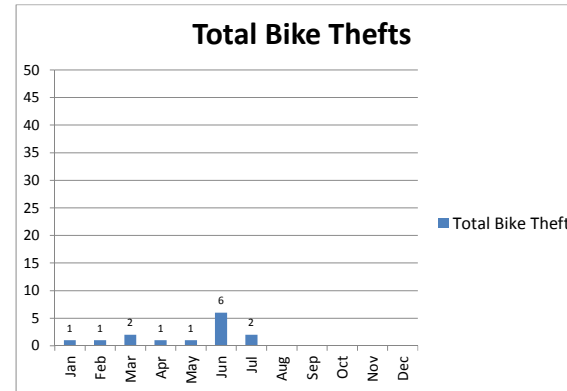
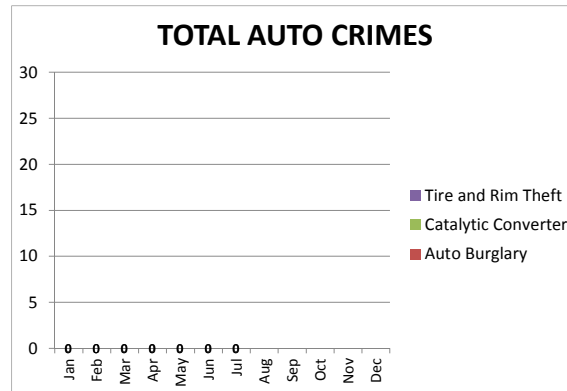
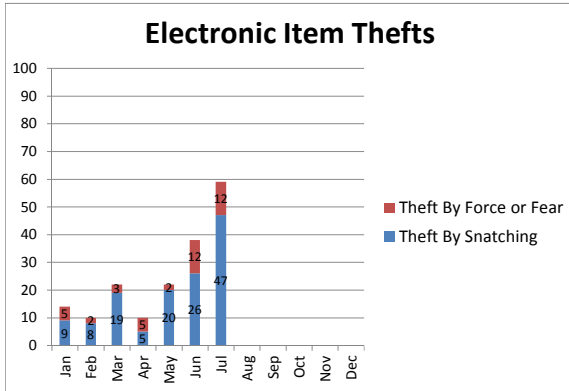


BART Police Performance Measurements

San Francisco County Crime Statistics

July 2018

Disclaimer--**The data is drawn from the BART Police Department TriTech computer database, and they are unaudited. The numbers may not match the official monthly totals reported to the FBI through the Uniform Crime Reporting (UCR) program. Late reporting, the reclassification or un-founding of crimes, can affect crime statistics. The statistics contained in the on the Performance Measurements are [subject to change, updates, and corrections.](#) **



| PART 1 CRIMES | 2017 | YTD July | | % change from '17 |
|--------------------------------|------------|------------|------------|-------------------------|
| | | 2017 | 2018 | |
| Homicide | 0 | 0 | 0 | #DIV/0! |
| Rape | 1 | 1 | 0 | -100% |
| Robbery | 15 | 9 | 4 | -56% |
| Aggravated Assault | 5 | 3 | 3 | 0% |
| Violent Crime Subtotal | 21 | 13 | 7 | -46% |
| Burglary (Not Including Auto) | 1 | 0 | 0 | #DIV/0! |
| Larceny | 193 | 144 | 104 | -28% |
| Auto Theft | 19 | 15 | 14 | -7% |
| Arson | 0 | 0 | 0 | #DIV/0! |
| Property Crime Subtotal | 213 | 159 | 118 | -26% |
| TOTAL | 234 | 172 | 125 | -27% |

#DIV/0 - Not Calculable

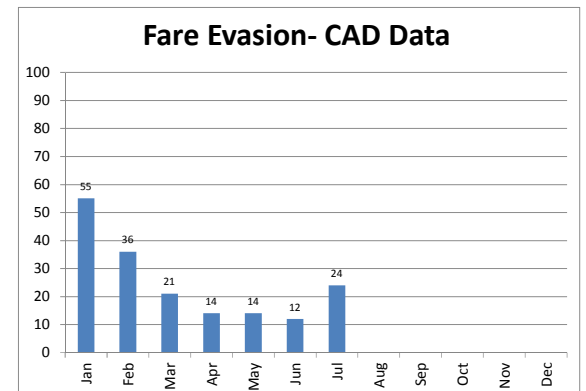
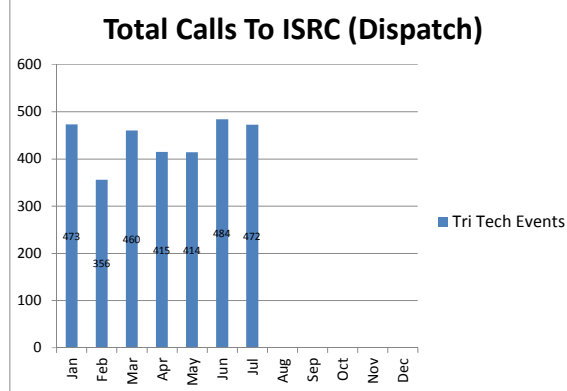
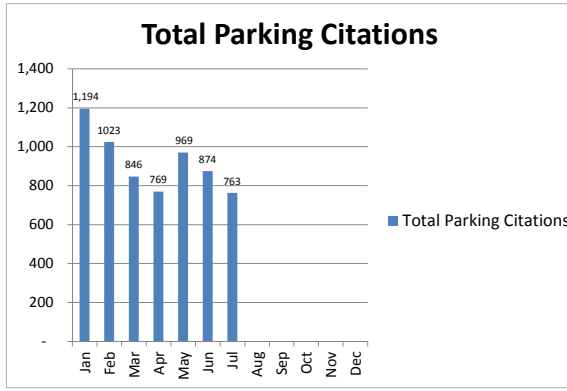
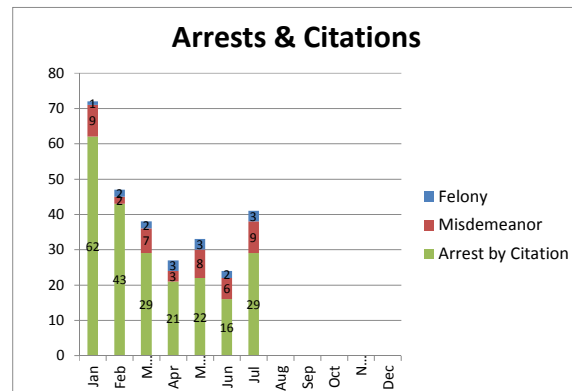
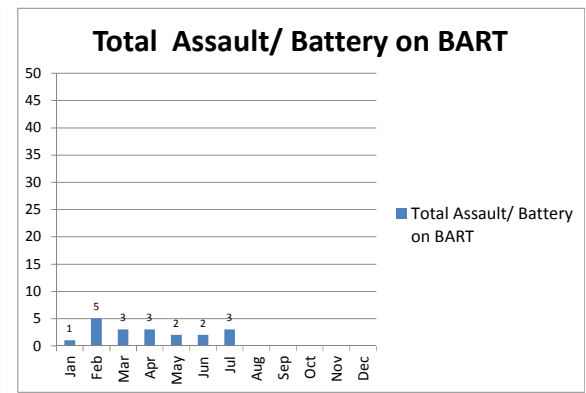
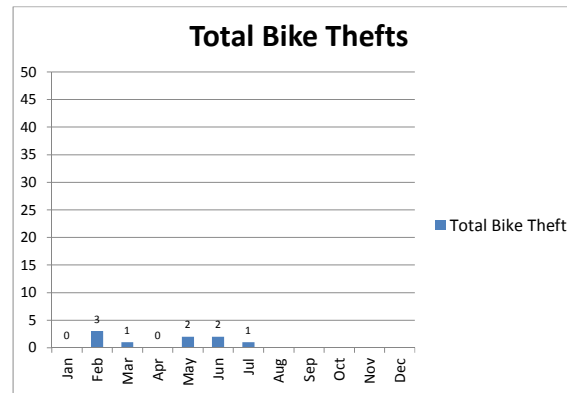
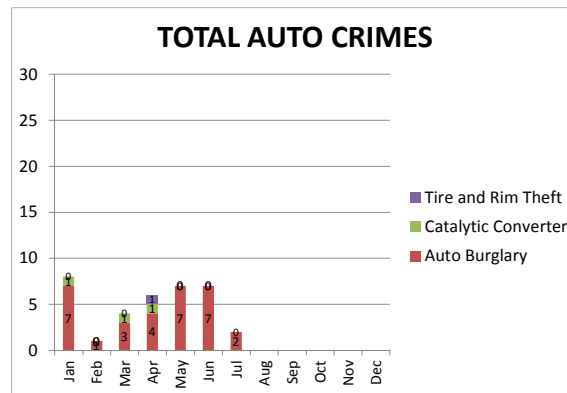
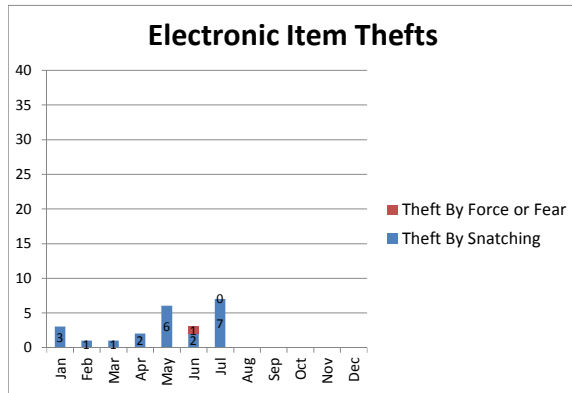


BART Police Performance Measurements

San Mateo County Crime Statistics

July 2018

Disclaimer--**The data is drawn from the BART Police Department TriTech computer database, and they are unaudited. The numbers may not match the official monthly totals reported to the FBI through the Uniform Crime Reporting (UCR) program. Late reporting, the reclassification or unfounding of crimes, can affect crime statistics. The statistics contained in the on the Performance Measurements are [subject to change , updates, and corrections.](#) **



Enforcement Contacts - 2018

| | Jan | Feb | Mar | Apr | May | Jun | Jul | Aug | Sep | Oct | Nov | Dec | YTD |
|-----------------|-----|-------|-------|-------|-------|-------|-------|-----|-----|-----|-----|-----|-------|
| Felony Arrest | 38 | 26 | 41 | 43 | 38 | 33 | 50 | | | | | | 269 |
| YTD 2018 | 38 | 64 | 105 | 148 | 186 | 219 | 269 | | | | | | |
| Misd. Arrest | 88 | 109 | 123 | 90 | 117 | 142 | 108 | | | | | | 777 |
| YTD 2018 | 88 | 197 | 320 | 410 | 527 | 669 | 777 | | | | | | |
| Cite & Release | 396 | 405 | 457 | 175 | 280 | 235 | 199 | | | | | | 2,147 |
| YTD 2018 | 396 | 801 | 1,258 | 1,433 | 1,713 | 1,948 | 2,147 | | | | | | |
| Field Interview | 512 | 581 | 581 | 476 | 527 | 513 | 491 | | | | | | 3,681 |
| YTD 2018 | 512 | 1,093 | 1,674 | 2,150 | 2,677 | 3,190 | 3,681 | | | | | | |

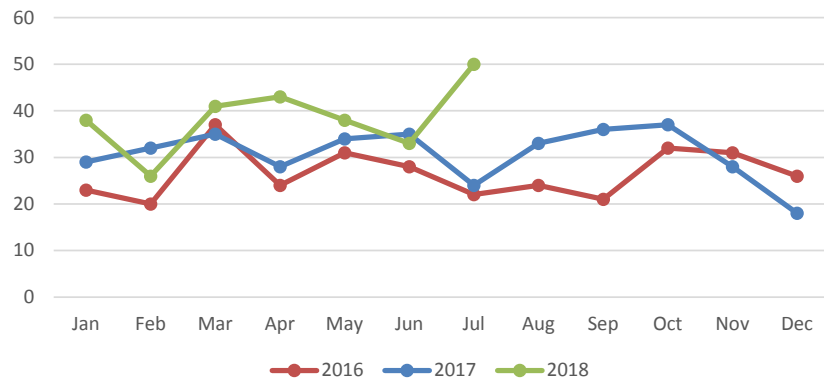
Enforcement Contacts - 2017

| | Jan | Feb | Mar | Apr | May | Jun | Jul | Aug | Sep | Oct | Nov | Dec | YTD |
|-----------------|-----|-----|-------|-------|-------|-------|-------|-------|-------|-------|-------|-------|-------|
| Felony Arrest | 29 | 32 | 35 | 28 | 34 | 35 | 24 | 33 | 36 | 37 | 28 | 18 | 369 |
| YTD 2017 | 29 | 61 | 96 | 124 | 158 | 193 | 217 | 250 | 286 | 323 | 351 | 369 | |
| Misd. Arrest | 96 | 82 | 112 | 100 | 109 | 107 | 106 | 137 | 129 | 142 | 131 | 104 | 1,355 |
| YTD 2017 | 96 | 178 | 290 | 390 | 499 | 606 | 712 | 849 | 978 | 1,120 | 1,251 | 1,355 | |
| Cite & Release | 356 | 578 | 355 | 252 | 222 | 155 | 261 | 654 | 385 | 730 | 287 | 200 | 4,435 |
| YTD 2017 | 356 | 934 | 1,289 | 1,541 | 1,763 | 1,918 | 2,179 | 2,833 | 3,218 | 3,948 | 4,235 | 4,435 | |
| Field Interview | 175 | 336 | 322 | 349 | 418 | 336 | 348 | 545 | 749 | 646 | 508 | 466 | 5,198 |
| YTD 2017 | 175 | 511 | 833 | 1,182 | 1,600 | 1,936 | 2,284 | 2,829 | 3,578 | 4,224 | 4,732 | 5,198 | |

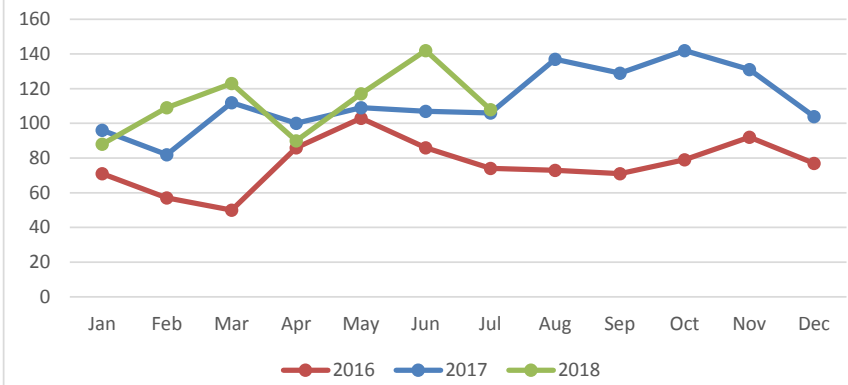
Enforcement Contacts - 2016

| | Jan | Feb | Mar | Apr | May | Jun | Jul | Aug | Sep | Oct | Nov | Dec | YTD |
|-----------------|-----|-----|-------|-------|-------|-------|-------|-------|-------|-------|-------|-------|-------|
| Felony Arrest | 23 | 20 | 37 | 24 | 31 | 28 | 22 | 24 | 21 | 32 | 31 | 26 | 319 |
| YTD 2016 | 23 | 43 | 80 | 104 | 135 | 163 | 185 | 209 | 230 | 262 | 293 | 319 | |
| Misd. Arrest | 71 | 57 | 50 | 86 | 103 | 86 | 74 | 73 | 71 | 79 | 92 | 77 | 919 |
| YTD 2016 | 71 | 128 | 178 | 264 | 367 | 453 | 527 | 600 | 671 | 750 | 842 | 919 | |
| Cite & Release | 424 | 538 | 443 | 195 | 591 | 195 | 314 | 162 | 239 | 229 | 229 | 246 | 3,805 |
| YTD 2016 | 424 | 962 | 1,405 | 1,600 | 2,191 | 2,386 | 2,700 | 2,862 | 3,101 | 3,330 | 3,559 | 3,805 | |
| Field Interview | 175 | 501 | 219 | 469 | 482 | 422 | 350 | 490 | 372 | 425 | 444 | 355 | 4,704 |
| YTD 2016 | 175 | 676 | 895 | 1,364 | 1,846 | 2,268 | 2,618 | 3,108 | 3,480 | 3,905 | 4,349 | 4,704 | |

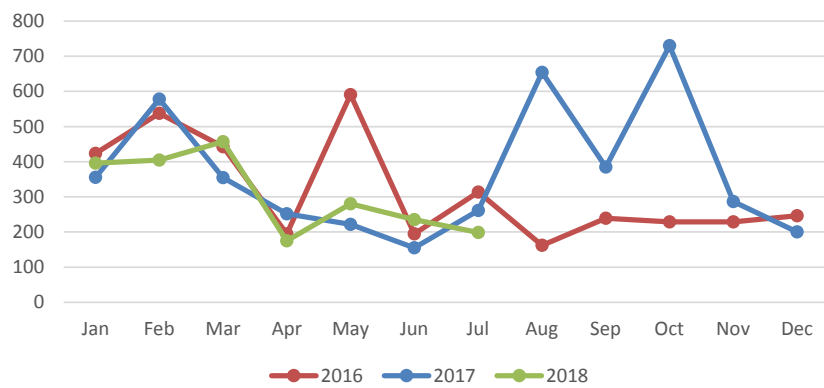
Felony Arrests



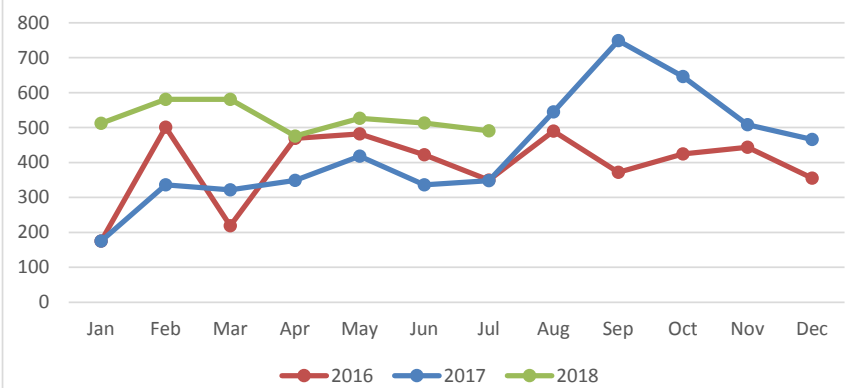
Misdemeanor Arrests



Cite & Release



Field Interviews



Parking Enforcement - 2018

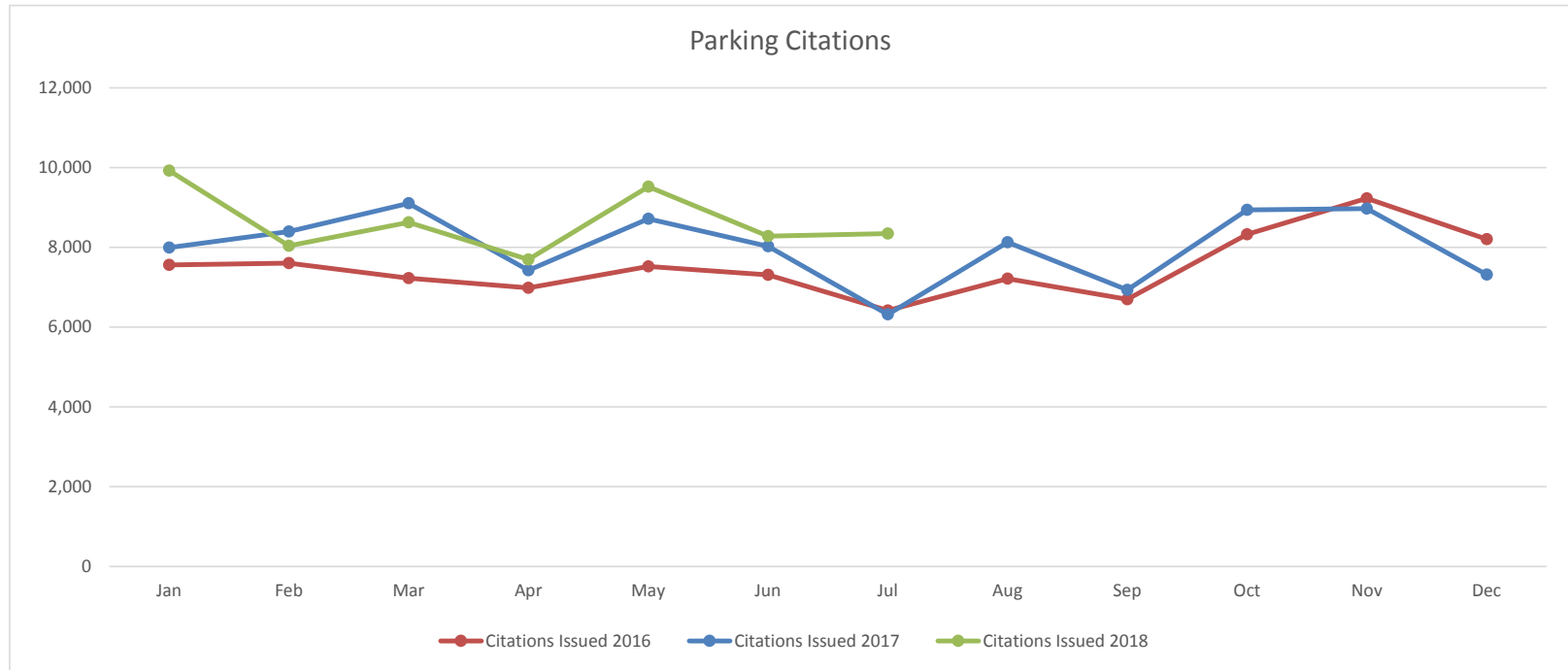
| | Jan | Feb | Mar | Apr | May | Jun | Jul | Aug | Sep | Oct | Nov | Dec | YTD |
|------------------|-------|--------|--------|--------|--------|--------|--------|-----|-----|-----|-----|-----|--------|
| Citations Issued | 9,925 | 8,042 | 8,629 | 7,697 | 9,520 | 8,281 | 8,344 | | | | | | 60,438 |
| YTD 2018 | 9,925 | 17,967 | 26,596 | 34,293 | 43,813 | 52,094 | 60,438 | | | | | | |
| Contested | 2,121 | 1,808 | 2,152 | 1,782 | 1,827 | 2,053 | 1,958 | | | | | | 13,701 |
| YTD 2018 | 2,121 | 3,929 | 6,081 | 7,863 | 9,690 | 11,743 | 13,701 | | | | | | |
| Dismissed | 1,502 | 1,200 | 1,448 | 1,160 | 1,152 | 1,294 | 1,223 | | | | | | 8,979 |
| YTD 2018 | 1,502 | 2,702 | 4,150 | 5,310 | 6,462 | 7,756 | 8,979 | | | | | | |

Parking Enforcement - 2017

| | Jan | Feb | Mar | Apr | May | Jun | Jul | Aug | Sep | Oct | Nov | Dec | YTD |
|------------------|-------|--------|--------|--------|--------|--------|--------|--------|--------|--------|--------|--------|--------|
| Citations Issued | 7,997 | 8,400 | 9,104 | 7,424 | 8,716 | 8,028 | 6,318 | 8,131 | 6,933 | 8,939 | 8,973 | 7,316 | 96,279 |
| YTD 2017 | 7,997 | 16,397 | 25,501 | 32,925 | 41,641 | 49,669 | 55,987 | 64,118 | 71,051 | 79,990 | 88,963 | 96,279 | |
| Contested | 1,324 | 1,673 | 1,761 | 1,796 | 1,912 | 1,681 | 1,587 | 1,734 | 1,578 | 1,793 | 1,556 | 2,116 | 20,511 |
| YTD 2017 | 1,324 | 2,997 | 4,758 | 6,554 | 8,466 | 10,147 | 11,734 | 13,468 | 15,046 | 16,839 | 18,395 | 20,511 | |
| Dismissed | 821 | 1,000 | 1,136 | 1,223 | 1,288 | 1,070 | 998 | 1,115 | 937 | 1,107 | 940 | 1,375 | 13,010 |
| YTD 2017 | 821 | 1,821 | 2,957 | 4,180 | 5,468 | 6,538 | 7,536 | 8,651 | 9,588 | 10,695 | 11,635 | 13,010 | |

Parking Enforcement - 2016

| | Jan | Feb | Mar | Apr | May | Jun | Jul | Aug | Sep | Oct | Nov | Dec | YTD |
|------------------|-------|--------|--------|--------|--------|--------|--------|--------|--------|--------|--------|--------|--------|
| Citations Issued | 7,559 | 7,608 | 7,225 | 6,988 | 7,521 | 7,312 | 6,419 | 7,218 | 6,698 | 8,326 | 9,229 | 8,205 | 90,308 |
| YTD 2016 | 7,559 | 15,167 | 22,392 | 29,380 | 36,901 | 44,213 | 50,632 | 57,850 | 64,548 | 72,874 | 82,103 | 90,308 | |
| Contested | 1,211 | 1,297 | 1,112 | 938 | 1,289 | 1,248 | 1,179 | 1,063 | 979 | 1,259 | 1,433 | 1,139 | 14,147 |
| YTD 2016 | 1,211 | 2,508 | 3,620 | 4,558 | 5,847 | 7,095 | 8,274 | 9,337 | 10,316 | 11,575 | 13,008 | 14,147 | |
| Dismissed | 722 | 788 | 688 | 738 | 847 | 772 | 668 | 649 | 602 | 690 | 855 | 733 | 8,752 |
| YTD 2016 | 722 | 1,510 | 2,198 | 2,936 | 3,783 | 4,555 | 5,223 | 5,872 | 6,474 | 7,164 | 8,019 | 8,752 | |



Warrant Arrests

| | Jan | Feb | Mar | Apr | May | Jun | Jul | Aug | Sep | Oct | Nov | Dec |
|---------------------------|-----------|------------|------------|------------|------------|------------|------------|------------|------------|------------|------------|------------|
| 2018 | | | | | | | | | | | | |
| BART Felony Warrants | 2 | 1 | 3 | 0 | 2 | 1 | 2 | | | | | |
| BART Misdemeanor Warrants | 3 | 3 | 2 | 2 | 6 | 4 | 1 | | | | | |
| O/S Felony Warrants | 12 | 10 | 16 | 29 | 29 | 8 | 16 | | | | | |
| O/S Misdemeanor Warrants | 40 | 37 | 68 | 55 | 60 | 36 | 67 | | | | | |
| Monthly Total | 57 | 51 | 89 | 86 | 97 | 49 | 86 | | | | | |
| YTD Total | 57 | 108 | 197 | 283 | 380 | 429 | 515 | | | | | |
| 2017 | | | | | | | | | | | | |
| BART Felony Warrants | 1 | 2 | 1 | 1 | 2 | 3 | 1 | 5 | 1 | 1 | 1 | 0 |
| BART Misdemeanor Warrants | 6 | 4 | 3 | 5 | 9 | 2 | 6 | 17 | 10 | 3 | 8 | 3 |
| O/S Felony Warrants | 20 | 19 | 20 | 18 | 18 | 15 | 10 | 9 | 18 | 16 | 14 | 6 |
| O/S Misdemeanor Warrants | 39 | 40 | 53 | 53 | 54 | 44 | 52 | 53 | 48 | 74 | 60 | 36 |
| Monthly Total | 66 | 65 | 77 | 77 | 83 | 64 | 69 | 84 | 77 | 94 | 83 | 45 |
| YTD Total | 66 | 131 | 208 | 285 | 368 | 432 | 501 | 585 | 662 | 756 | 839 | 884 |
| 2016 | | | | | | | | | | | | |
| BART Felony Warrants | 0 | 0 | 0 | 1 | 0 | 0 | 0 | 0 | 0 | 0 | 1 | 1 |
| BART Misdemeanor Warrants | 11 | 18 | 8 | 3 | 3 | 4 | 0 | 0 | 0 | 0 | 2 | 3 |
| O/S Felony Warrants | 16 | 28 | 23 | 12 | 6 | 9 | 15 | 12 | 8 | 20 | 17 | 11 |
| O/S Misdemeanor Warrants | 53 | 35 | 35 | 34 | 48 | 35 | 41 | 32 | 30 | 28 | 33 | 62 |
| Monthly Total | 80 | 81 | 66 | 50 | 57 | 48 | 56 | 44 | 38 | 48 | 53 | 77 |
| YTD Total | 80 | 161 | 227 | 277 | 334 | 382 | 438 | 482 | 520 | 568 | 621 | 698 |



San Francisco Bay Area Rapid Transit Police Department Criminal Investigations Section Monthly Summary Report July, 2018

Detective Assignments

| Total number of cases assigned to detectives during the month | Number of cases that are still being investigated by detectives | Number of cases that all current leads have been exhausted | Number of cases that were sent to the district attorney's offices for a review | Number of cases that the district attorney's offices has not made a final disposition | Number of cases that were charged/probation violation by the district attorney | Number of cases that were not charged by the district attorney's offices | Percentage of cases that the district attorney's offices filed charges | Total number of cases that are assigned to a detective as of Aug 7, 2018 |
|---|---|--|--|---|--|--|--|--|
| 196 | 114 | 7 | 75 | 31 | 22 | 22 | 29% | 145 |

Submitted By: Sgt. J. Power S-49

Date: 08/07/2018

San Francisco Bay Area Rapid Transit Police Department

Criminal Investigations Section

July, 2018

Detective Closure Rate

| | Total number of cases assigned to detectives previous 12 months (Aug 2017 - July 2018) | Number of cases that are still being investigated by detectives | Number of cases that all current leads have been suspended | Number of cases that were sent to the district attorney's offices for a review (suspect identified) | Percentage of cases closed by identification of suspect | Percentage of cases suspended | Percentage of cases Open |
|------------|--|---|--|---|---|-------------------------------|--------------------------|
| | 1977 | 184 | 448 | 1289 | 65% | 23% | 9% |
| D39 | 218 | 22 | 41 | 149 | 68% | 19% | 10% |
| D51 | 277 | 47 | 49 | 174 | 63% | 18% | 17% |
| D75 | 155 | 9 | 17 | 121 | 78% | 11% | 6% |
| D31 | 375 | 17 | 82 | 270 | 72% | 22% | 5% |
| D55 | 529 | 71 | 137 | 308 | 58% | 26% | 13% |
| D27 | 261 | 11 | 92 | 144 | 55% | 35% | 4% |
| D54 | 162 | 7 | 30 | 123 | 76% | 19% | 4% |

CASES IN DETECTIVE QUEUE

| | Total | Past 60 days |
|------------|-------|--------------|
| D39 | 5 | |
| D51 | 40 | 5 |
| D75 | 7 | |
| D55 | 47 | |
| D31 | 28 | 3 |
| D27 | 13 | |
| D54 | 5 | |

Submitted by: Sgt. John J. Power #S49
Date: Aug 7, 2018

D51 currently out on industrial leave. Cases to be re-assigned and cleared.

Assembly Bill 716 - 2018

| | Jan | Feb | Mar | Apr | May | Jun | Jul | Aug | Sep | Oct | Nov | Dec | YTD |
|---------------------------|-----|-----|-----|-----|-----|-----|-----|-----|-----|-----|-----|-----|-----|
| Prohibition Orders Issued | 20 | 28 | 28 | 33 | 31 | 32 | 32 | | | | | | 204 |
| YTD 2018 | 20 | 48 | 76 | 109 | 140 | 172 | 204 | | | | | | |

Assembly Bill 716 - 2017

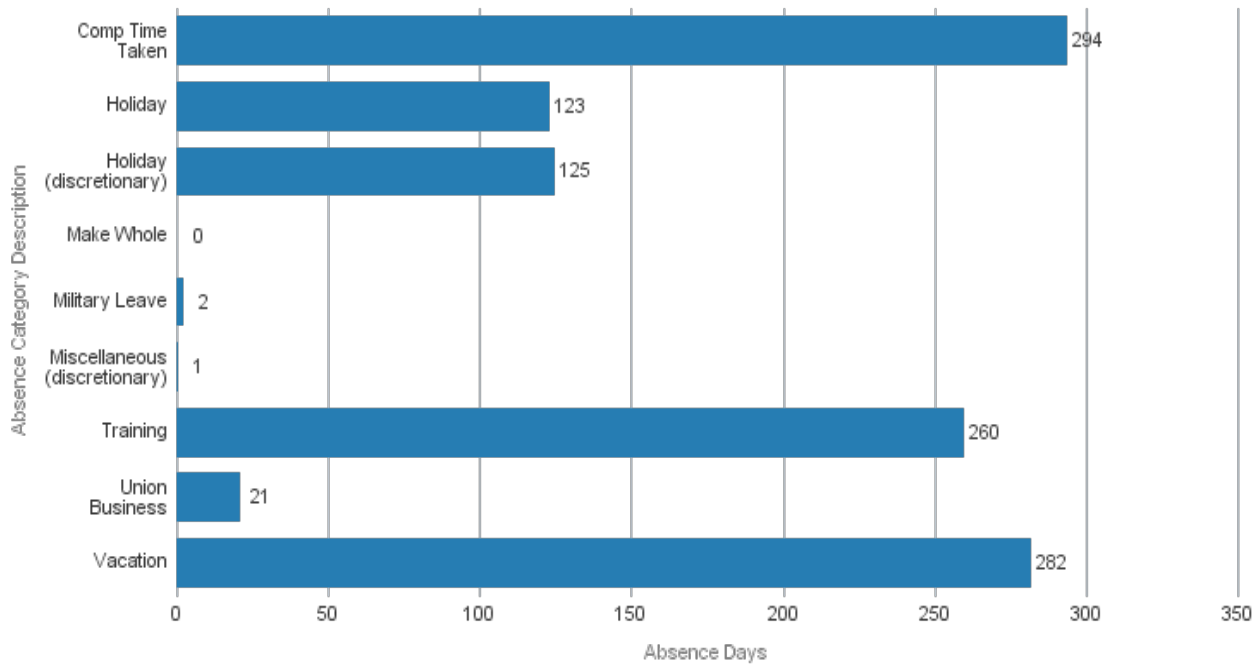
| | Jan | Feb | Mar | Apr | May | Jun | Jul | Aug | Sep | Oct | Nov | Dec | YTD |
|---------------------------|-----|-----|-----|-----|-----|-----|-----|-----|-----|-----|-----|-----|-----|
| Prohibition Orders Issued | 18 | 18 | 30 | 27 | 37 | 30 | 24 | 21 | 27 | 31 | 38 | 14 | 315 |
| YTD 2017 | 18 | 36 | 66 | 93 | 130 | 160 | 184 | 205 | 232 | 263 | 300 | 315 | |

Assembly Bill 716 - 2016

| | Jan | Feb | Mar | Apr | May | Jun | Jul | Aug | Sep | Oct | Nov | Dec | YTD |
|---------------------------|-----|-----|-----|-----|-----|-----|-----|-----|-----|-----|-----|-----|-----|
| Prohibition Orders Issued | 21 | 16 | 22 | 17 | 39 | 23 | 20 | 25 | 19 | 31 | 24 | 19 | 276 |
| YTD 2016 | 21 | 37 | 59 | 76 | 115 | 138 | 158 | 183 | 202 | 233 | 257 | 276 | |

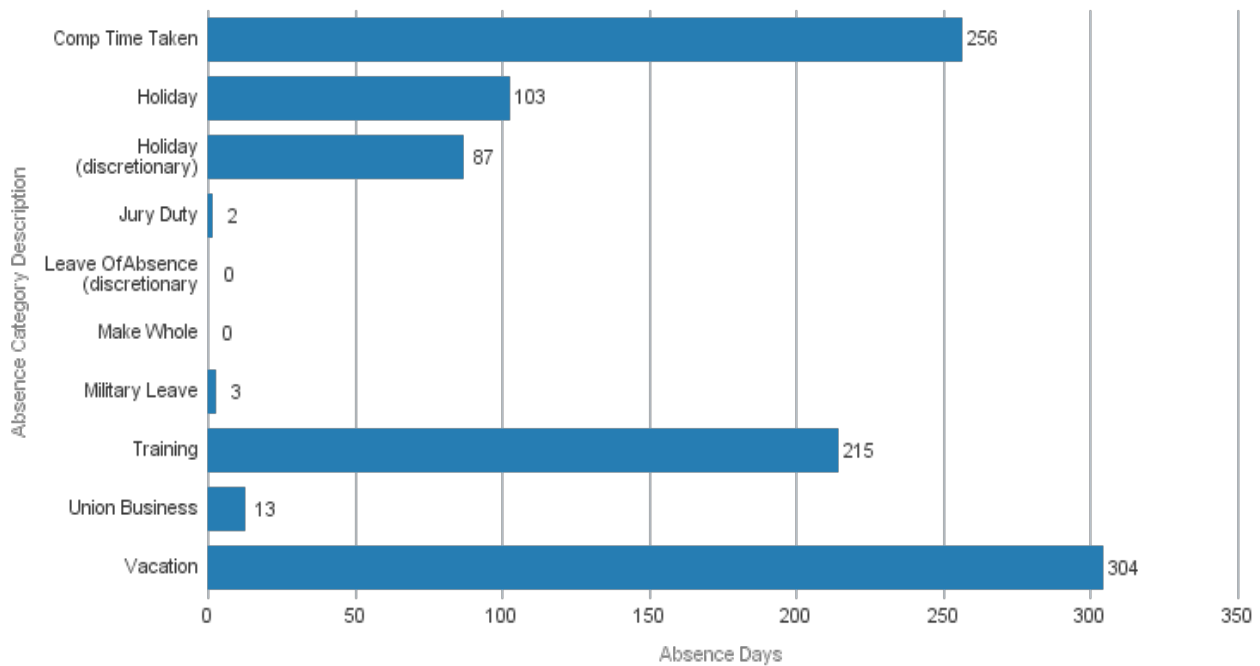


Scheduled Absence Overview - July 2018



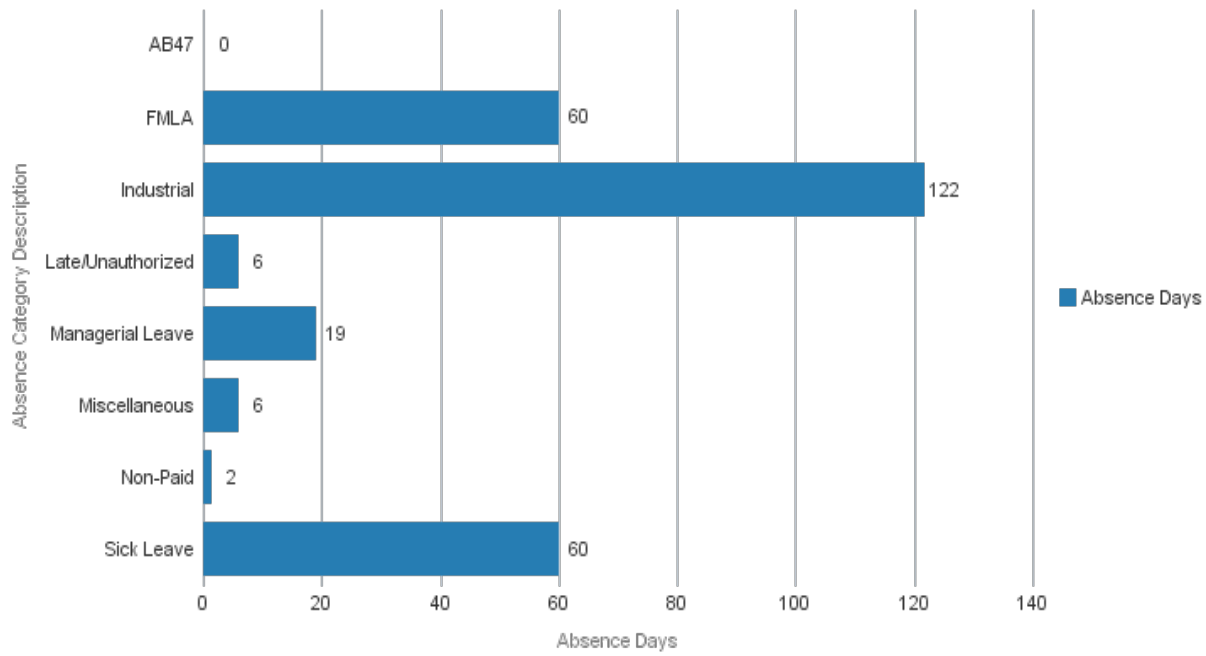
| Absence Category Description | Absence Hours | Absence Days | % Total |
|-------------------------------|---------------|--------------|-------------|
| Comp Time Taken | 2,940 | 294 | 27% |
| Holiday | 1,176 | 123 | 11% |
| Holiday (discretionary) | 1,263 | 125 | 11% |
| Make Whole | 5 | 0 | 0% |
| Military Leave | 20 | 2 | 0% |
| Miscellaneous (discretionary) | 8 | 1 | 0% |
| Training | 2,375 | 260 | 23% |
| Union Business | 232 | 21 | 2% |
| Vacation | 2,837 | 282 | 25% |
| Grand Total | 10,857 | 1,107 | 100% |

Scheduled Absence Overview - July 2017



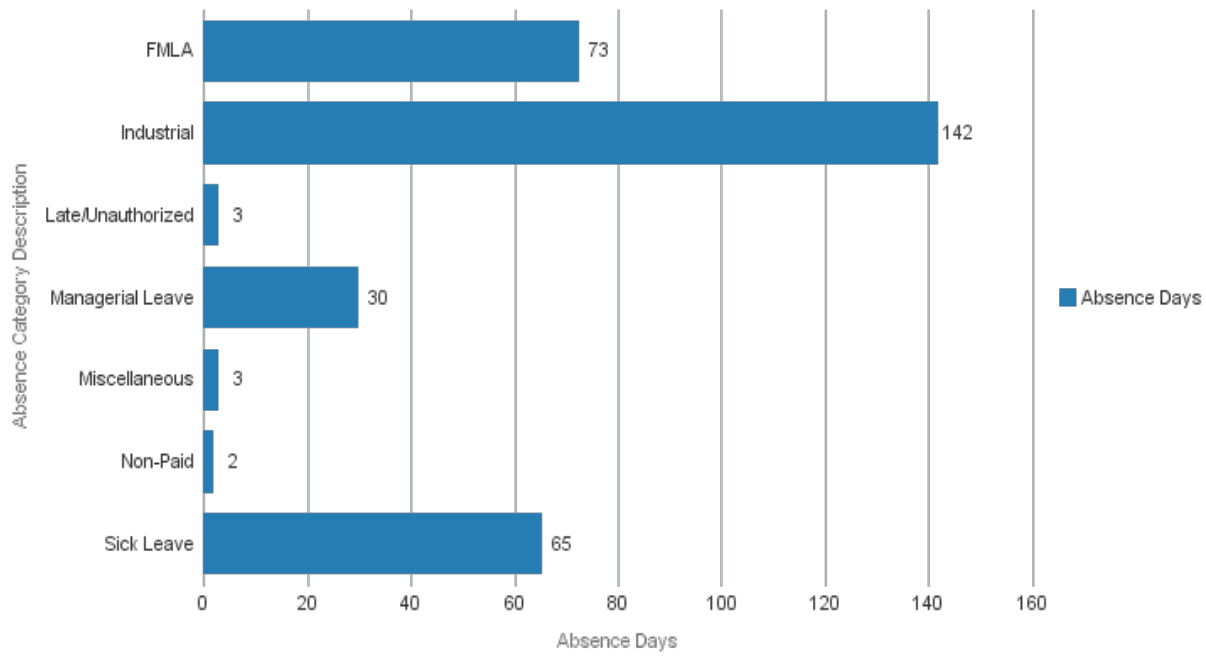
| Absence Category Description | Absence Hours | Absence Days | % Total |
|---------------------------------|---------------|--------------|-------------|
| Comp Time Taken | 2,595 | 256 | 26% |
| Holiday | 980 | 103 | 10% |
| Holiday (discretionary) | 874 | 87 | 9% |
| Jury Duty | 18 | 2 | 0% |
| Leave OfAbsence (discretionary) | 4 | 0 | 0% |
| Make Whole | 2 | 0 | 0% |
| Military Leave | 36 | 3 | 0% |
| Training | 2,065 | 215 | 22% |
| Union Business | 136 | 13 | 1% |
| Vacation | 2,982 | 304 | 31% |
| Grand Total | 9,692 | 984 | 100% |

Unscheduled Absence Overview - July 2018



| Absence Category Description | Absence Hours | Absence Days | % Total |
|------------------------------|---------------|--------------|-------------|
| AB47 | 2 | 0 | 0% |
| FMLA | 620 | 60 | 22% |
| Industrial | 1,232 | 122 | 44% |
| Late/Unauthorized | 61 | 6 | 2% |
| Managerial Leave | 190 | 19 | 7% |
| Miscellaneous | 50 | 6 | 2% |
| Non-Paid | 15 | 2 | 1% |
| Sick Leave | 591 | 60 | 22% |
| Grand Total | 2,760 | 275 | 100% |

Unscheduled Absence Overview - July 2017



| Absence Category Description | Absence Hours | Absence Days | % Total |
|------------------------------|---------------|--------------|-------------|
| FMLA | 698 | 73 | 23% |
| Industrial | 1,564 | 142 | 45% |
| Late/Unauthorized | 29 | 3 | 1% |
| Managerial Leave | 300 | 30 | 9% |
| Miscellaneous | 34 | 3 | 1% |
| Non-Paid | 22 | 2 | 1% |
| Sick Leave | 644 | 65 | 21% |
| Grand Total | 3,291 | 317 | 100% |

BART PD OVERTIME MONTHLY REPORT

July 2018

| Activity Name | Activity ID | 2017 | | | 2018 | | |
|----------------------------|-------------|------------|------------|------------|------------|------------|------------|
| | | Overtime10 | Overtime15 | Overtime20 | Overtime10 | Overtime15 | Overtime20 |
| Adv Officer Training | ADVOF | 0 | 56 | 0 | 0 | 0 | 5,184 |
| BART Labor | BLABR | 0 | 240 | 0 | 0 | 234 | 0 |
| BF OT Admin Leave BPD | BFALV | 0 | 0 | 0 | 0 | 1,638 | 4,793 |
| BF OT Discr Day BPD | BFDESC | 0 | 2,402 | 3,130 | 0 | 0 | 2,086 |
| BF OT Industrial Leave BPD | BFILV | 0 | 8,623 | 17,736 | 548 | 8,756 | 17,201 |
| BF OT Minimum Rest | BFRST | 0 | 2,780 | 2,445 | 0 | 904 | 153 |
| BF OT Patrol TRN | BFTRN | 0 | 2,376 | 0 | 0 | 3,593 | 3,103 |
| BF OT Recovery Day | BFRCV | 0 | 10,033 | 19,979 | 0 | 15,010 | 19,806 |
| BF OT Training BPD | BFTRN | 0 | 2,376 | 0 | 0 | 3,593 | 3,103 |
| BF OT Vacancy BPD | BFVCN | 1 | 13,487 | 14,283 | 0 | 25,947 | 39,221 |
| BF OT Vacation BPD | BFVAC | 611 | 37,254 | 61,092 | 1,056 | 51,462 | 76,829 |
| BF Sick/FMLA/Brvment | BFSLV | 189 | 7,570 | 9,717 | 321 | 17,427 | 22,045 |
| Boardroom Security | BRDRM | 0 | 913 | 1,273 | 0 | 0 | 1,044 |
| COPPS Project/Event | COPPS | 0 | 1,169 | 1,150 | 0 | 458 | 0 |
| COS CSO Parking Detail | CEPLN | 0 | 0 | 0 | 0 | 496 | 0 |
| Coliseum Events | CEOPS | 0 | 9,645 | 7,172 | 0 | 2,969 | 4,665 |
| Court Appearance | COURT | 0 | 434 | 0 | 0 | 704 | 0 |
| Detectives Unit OT | INVST | 276 | 3,034 | 1,441 | 9 | 10,635 | 11,093 |
| E-BART SECURITY | EBSEC | 0 | 0 | 0 | 1,340 | 19,574 | 16,377 |
| EMS/OWS Pltfrm Detail | PLTFM | 264 | 13,111 | 7,164 | 480 | 9,617 | 5,176 |
| Evidence Collection | EVIDN | 0 | 408 | 0 | 0 | 1,575 | 1,153 |
| Explorer Advisors | EXPLR | 0 | 1,168 | 578 | 0 | 2,196 | 0 |
| Final Design | FDSGN | 0 | 3,596 | 3,404 | 0 | 2,083 | 0 |
| Fire Watch | FIRE1 | 0 | 492 | 0 | 0 | 0 | 0 |
| Held Over/Late Case | HLDV | 0 | 15,223 | 955 | 0 | 16,774 | 722 |
| IA Unit Overtime | IAUNT | 0 | 5,386 | 5,360 | 0 | 1,308 | 0 |
| K-9 Team Training | K9TTR | 0 | 2,520 | 991 | 383 | 1,034 | 421 |
| Labor Negotiations | LBRNG | 0 | 0 | 0 | 0 | 216 | 0 |
| Meeting Attendance | MTNGS | 0 | 4,185 | 748 | 0 | 2,993 | 270 |
| Mgr of Sec Programs | SECPR | 0 | 734 | 0 | 0 | 1,495 | 0 |
| Operating | OPRTN | 0 | 22,910 | 13,139 | 1,642 | 17,094 | 13,412 |
| P&T Unit Overtime | PTUNT | 2 | 14,094 | 7,661 | 0 | 14,127 | 8,893 |
| Platform Installation | PLTIN | 0 | 0 | 0 | 0 | 0 | 517 |

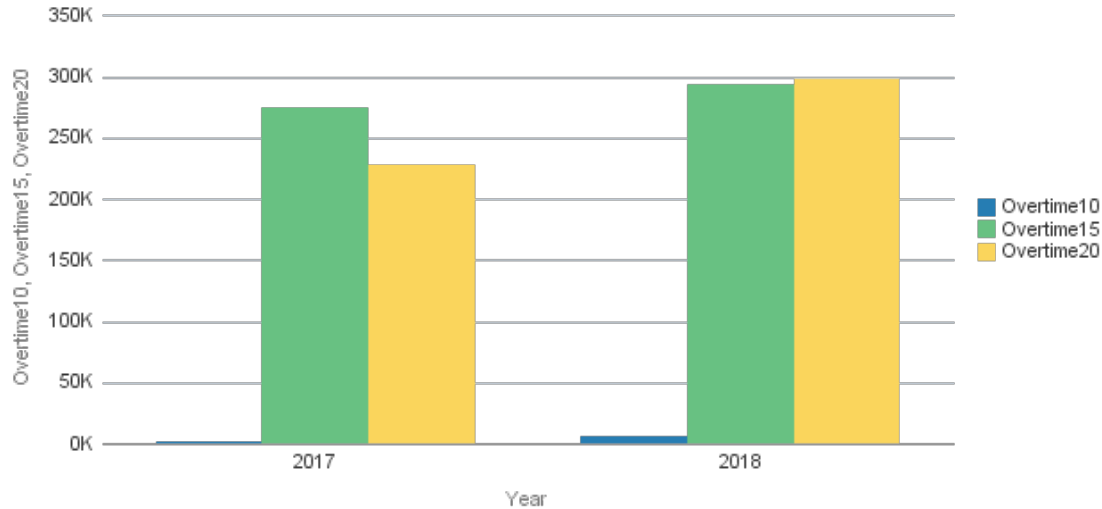
| | | | | | | | |
|--------------------------|-------|--------------|----------------|----------------|--------------|----------------|----------------|
| Police Admin OT | PADMN | 0 | 20,434 | 1,119 | 154 | 9,454 | 2,364 |
| Ptrl Special Enforcement | SPECL | 522 | 41,684 | 23,029 | 532 | 30,570 | 19,334 |
| Raiders - Walkway | RAIDR | 0 | 5,361 | 6,420 | 0 | 0 | 0 |
| Raiders Game Cleanup | RAIDR | 0 | 5,361 | 6,420 | 0 | 0 | 0 |
| Rev Protection Unit OT | RVPRT | 0 | 5,418 | 2,247 | 0 | 575 | 0 |
| SF STA CLN SEC | DSFCS | 0 | 0 | 0 | 256 | 8,119 | 8,083 |
| SWAT Team Expenses | SWATT | 0 | 587 | 2,666 | 0 | 1,006 | 0 |
| SWAT Team Training | SWATT | 0 | 587 | 2,666 | 0 | 1,006 | 0 |
| Training | TRNNG | 0 | 0 | 0 | 0 | 0 | 1,968 |
| Training Other | TRNOT | 0 | 6,660 | 1,231 | 0 | 2,184 | 1,785 |
| Trma Resp Team TRN | TRTTR | 0 | 763 | 0 | 0 | 0 | 0 |
| Union Business | UNBUS | 0 | 734 | 1,062 | 0 | 6,089 | 6,271 |
| Urban Shield | URBAN | 0 | 240 | 621 | 0 | 0 | 0 |
| Total | | 1,865 | 274,052 | 226,900 | 6,722 | 292,916 | 297,070 |

July

502,817

596,709

Overtime10, Overtime15, Overtime20



Communications Center - 2018

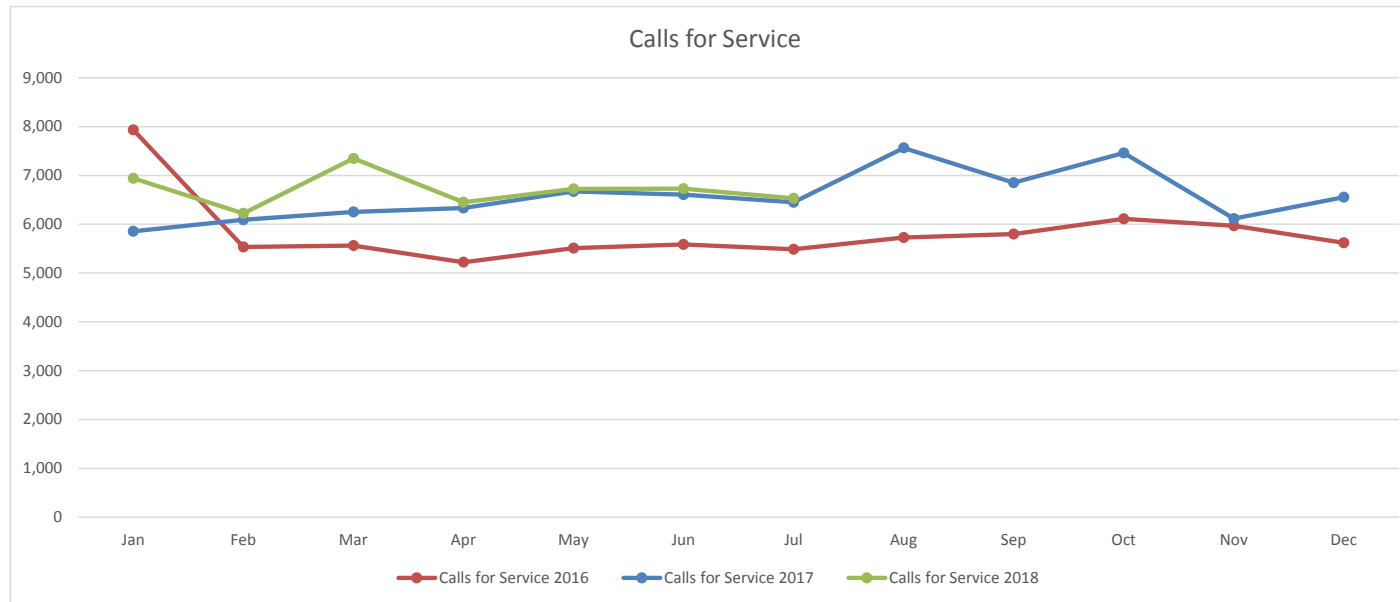
| | Jan | Feb | Mar | Apr | May | Jun | Jul | Aug | Sep | Oct | Nov | Dec | YTD |
|---------------------|-------|--------|--------|--------|--------|--------|--------|-----|-----|-----|-----|-----|--------|
| Calls for Service | 6,941 | 6,222 | 7,349 | 6,452 | 6,724 | 6,729 | 6,529 | | | | | | 46,946 |
| YTD 2018 | 6,941 | 13,163 | 20,512 | 26,964 | 33,688 | 40,417 | 46,946 | | | | | | |
| Priority 1 Calls | 192 | 180 | 183 | 214 | 214 | 216 | 223 | | | | | | 1,422 |
| YTD 2018 | 192 | 372 | 555 | 769 | 983 | 1,199 | 1,422 | | | | | | |
| Medical Emergencies | 414 | 310 | 344 | 373 | 386 | 375 | 341 | | | | | | 2,543 |
| YTD 2018 | 414 | 724 | 1,068 | 1,441 | 1,827 | 2,202 | 2,543 | | | | | | |

Communications Center - 2017

| | Jan | Feb | Mar | Apr | May | Jun | Jul | Aug | Sep | Oct | Nov | Dec | YTD |
|---------------------|-------|--------|--------|--------|--------|--------|--------|--------|--------|--------|--------|--------|--------|
| Calls for Service | 5,855 | 6,093 | 6,250 | 6,331 | 6,670 | 6,605 | 6,448 | 7,562 | 6,850 | 7,460 | 6,117 | 6,553 | 78,794 |
| YTD 2017 | 5,855 | 11,948 | 18,198 | 24,529 | 31,199 | 37,804 | 44,252 | 51,814 | 58,664 | 66,124 | 72,241 | 78,794 | |
| Priority 1 Calls | 214 | 192 | 194 | 182 | 209 | 234 | 210 | 185 | 174 | 204 | 154 | 176 | 2,328 |
| YTD 2017 | 214 | 406 | 600 | 782 | 991 | 1,225 | 1,435 | 1,620 | 1,794 | 1,998 | 2,152 | 2,328 | |
| Medical Emergencies | 425 | 327 | 357 | 344 | 367 | 385 | 376 | 344 | 356 | 387 | 387 | 463 | 4,518 |
| YTD 2017 | 425 | 752 | 1,109 | 1,453 | 1,820 | 2,205 | 2,581 | 2,925 | 3,281 | 3,668 | 4,055 | 4,518 | |

Communications Center - 2016

| | Jan | Feb | Mar | Apr | May | Jun | Jul | Aug | Sep | Oct | Nov | Dec | YTD |
|---------------------|-------|--------|--------|--------|--------|--------|--------|--------|--------|--------|--------|--------|--------|
| Calls for Service | 7,934 | 5,536 | 5,563 | 5,221 | 5,511 | 5,587 | 5,488 | 5,726 | 5,797 | 6,111 | 5,970 | 5,621 | 70,065 |
| YTD 2016 | 7,934 | 13,470 | 19,033 | 24,254 | 29,765 | 35,352 | 40,840 | 46,566 | 52,363 | 58,474 | 64,444 | 70,065 | |
| Priority 1 Calls | 177 | 151 | 171 | 154 | 177 | 156 | 180 | 181 | 177 | 178 | 178 | 157 | 2,037 |
| YTD 2016 | 177 | 328 | 499 | 653 | 830 | 986 | 1,166 | 1,347 | 1,524 | 1,702 | 1,880 | 2,037 | |
| Medical Emergencies | 305 | 277 | 334 | 315 | 305 | 304 | 281 | 278 | 334 | 313 | 307 | 389 | 3,742 |
| YTD 2016 | 305 | 582 | 916 | 1,231 | 1,536 | 1,840 | 2,121 | 2,399 | 2,733 | 3,046 | 3,353 | 3,742 | |



BART Watch - 2018

| | Jan | Feb | Mar | Apr | May | Jun | Jul | Aug | Sep | Oct | Nov | Dec | YTD |
|------------------------------|-------------|-------------|-------------|-------------|-------------|-------------|-------------|-----|-----|-----|-----|-----|---------------|
| Suspicious Activity | 235 | 212 | 213 | 262 | 202 | 244 | 221 | | | | | | 1,589 |
| Crime in Progress | 177 | 151 | 194 | 257 | 226 | 188 | 168 | | | | | | 1,361 |
| Illegally Parked Vehicle | 24 | 24 | 16 | 38 | 10 | 19 | 35 | | | | | | 166 |
| Vandalism | 60 | 68 | 102 | 67 | 75 | 111 | 47 | | | | | | 530 |
| Unattended Bag or Package | 44 | 50 | 44 | 42 | 32 | 41 | 48 | | | | | | 301 |
| Sexual Assault/Lewd Behavior | 36 | 71 | 52 | 29 | 47 | 37 | 60 | | | | | | 332 |
| Report a Crime Tip | 60 | 44 | 51 | 54 | 40 | 55 | 60 | | | | | | 364 |
| Robbery/Theft | 28 | 22 | 21 | 35 | 30 | 29 | 45 | | | | | | 210 |
| Unsecure Door | 19 | 7 | 14 | 9 | 10 | 10 | 17 | | | | | | 86 |
| Disruptive Behavior | 1167 | 1111 | 1408 | 1314 | 1367 | 1224 | 1114 | | | | | | 8,705 |
| Panhandling | 172 | 177 | 223 | 155 | 214 | 144 | 140 | | | | | | 1,225 |
| Total | 2022 | 1937 | 2338 | 2262 | 2253 | 2102 | 1955 | | | | | | 14,869 |

Total Downloads: 55,337

Total Reports Made

Anonymous: 39.76%

Non-Anonymous: 60.24%

Statistics

| Statistics | Six Week Average | 08/20-08/26 | 08/13-08/19 | 08/06-08/12 | 07/30-08/05 | 07/23-07/29 | 07/16-07/22 |
|--------------------|---|-------------|-------------|-------------|-------------|-------------|-------------|
| Alerts Sent | 1.17 | 1 | 0 | 2 | 1 | 3 | 0 |
| Description | <i>The total number of alerts sent.</i> | | | | | | |
| Incoming Reports | 535.50 | 458 | 504 | 634 | 523 | 758 | 336 |
| Description | <i>The number of reports sent from users.</i> | | | | | | |
| Replies to Reports | 509.00 | 623 | 596 | 598 | 452 | 443 | 342 |
| Description | <i>The number of replies sent to users from ELERTS EPICenter console.</i> | | | | | | |

| Report Type | # of Reports (all time) | |
|--|-------------------------|--------|
| Disruptive Behavior (A) | 19247 | 42.02% |
| [none selected] | 4554 | 9.94% |
| Panhandling (A) | 4283 | 9.35% |
| Suspicious Activity (A) | 3995 | 8.72% |
| Other (D) | 3081 | 6.73% |
| Crime in Progress (A) | 2768 | 6.04% |
| Panhandling or Disruptive Behavior (D) | 1967 | 4.29% |
| Vandalism (A) | 1517 | 3.31% |
| Unattended Bag or Package (A) | 1152 | 2.52% |
| Report a Crime Tip (A) | 931 | 2.03% |
| Illegally Parked Vehicle (A) | 790 | 1.72% |
| Sexual Assault / Lewd Behavior (A) | 724 | 1.58% |
| Robbery / Theft (A) | 476 | 1.04% |
| Unsecure Door (A) | 277 | 0.60% |
| Human Trafficking (A) | 29 | 0.06% |
| Text a Tip (A) | 10 | 0.02% |
| Total | 45801 | 100 % |
| (A) Active Disabled (D) | | |

| Identification | Total |
|----------------|--------------------------------------|
| Anonymous | 39.75 % |
| Description | <i>Reports sent anonymously.</i> |
| Non-Anonymous | 60.25 % |
| Description | <i>Reports sent non-anonymously.</i> |

| App Statistics (including tests) | |
|----------------------------------|---|
| Total Messages (iOS) | 57357 |
| Description | <i>Reports and replies via iOS devices.</i> |
| Total Messages (Android) | 28307 |
| Description | <i>Reports and replies via Android devices.</i> |
| Total Messages (SMS) | 4 |
| Description | <i>Reports and replies via SMS.</i> |

| TEST-THIS IS ONLY A TEST | # of Reports (all time) |
|--------------------------|-------------------------|
| TEST Report Total | 6706 |

| Top SMS Users | |
|---------------|-------------------|
| Phone Number | Number of Reports |
| 5103685574 | 1 |
| 5108215151 | 1 |
| 4849860547 | 1 |
| 5109789702 | 1 |



Office of the
**INDEPENDENT
POLICE AUDITOR**

BAY AREA RAPID TRANSIT DISTRICT

MONTHLY REPORT

August 2018

Issue date: September 10, 2018

This report is filed pursuant to the BART Citizen Oversight Model, Chapter 1-05 (A), which requires the Office of the Independent Police Auditor (OIPA) to submit reports to the BART Police Citizen Review Board (BPCRB). This report provides information for the period **August 1, 2018 through August 31, 2018**.¹

The Quantitative Report includes all complaints received and administrative investigations initiated by both OIPA and the BART Police Department (BPD) Internal Affairs Bureau.

QUANTITATIVE REPORT

| | Cases Filed ² | Open Cases ³ | OIPA Investigations Concluded ⁴ | Cases Appealed to OIPA ⁵ | Cases Appealed by BPCRB ⁶ |
|----------------|--------------------------|-------------------------|--|-------------------------------------|--------------------------------------|
| August 2017 | 12 | 35 | 0 | 0 | 0 |
| September 2017 | 12 | 31 | 1 | 0 | 0 |
| October 2017 | 11 | 33 | 0 | 0 | 0 |
| November 2017 | 11 | 32 | 0 | 1 | 0 |
| December 2017 | 9 | 34 | 1 | 0 | 0 |
| January 2018 | 7 | 32 | 0 | 0 | 0 |
| February 2018 | 10 | 34 | 0 | 1 | 0 |
| March 2018 | 6 | 35 | 1 | 0 | 0 |
| April 2018 | 13 | 49 | 0 | 0 | 0 |
| May 2018 | 6 | 51 | 1 | 0 | 0 |
| June 2018 | 10 | 56 | 0 | 0 | 0 |
| July 2018 | 8 | 54 | 0 | 0 | 0 |
| August 2018 | 14 | 64 | 1 | 0 | 0 |

TYPES OF CASES FILED

| | |
|----------------------------------|-----------|
| Citizen Complaints (Formal) | 7 |
| Informal Complaints ⁷ | 5 |
| Administrative Investigations | 2 |
| TOTAL | 14 |

CITIZEN COMPLAINTS RECEIVED PER DEPARTMENT⁸

| | |
|------------------------|----------|
| OIPA | 4 |
| BART Police Department | 3 |
| TOTAL | 7 |

COMPLAINTS/INVESTIGATIONS INITIATED DURING REPORTING PERIOD

During August 2018, **4 Citizen Complaints** were received by OIPA:

| Complaint # (IA Case #) | Nature of Complaint | Action Taken | Days Elapsed Since Complaint Filed |
|------------------------------------|--|---|---------------------------------------|
| 1 (OIPA #18-31) (IA2018-062) | Officer #1: • Performance of Duty • Policy/Procedure | BPD initiated a Supervisor Referral. ⁹ | 35 |
| 2 (OIPA #18-32) (IA2018-066) | Officer #1: • Bias-Based Policing | BPD initiated an investigation. | 31 |
| 3 (OIPA #18-30) (IA2018-071) | Employee #1: • Performance of Duty | BPD classified the complaint as an Inquiry. | 23 |
| 4 (OIPA #18-35) (IA2018-072) | Officer #1: • Performance of Duty | BPD initiated an investigation. | 18 |

During August 2018, **3 Citizen Complaints (Formal)** were received by BPD:

| Complaint # (IA Case #) | Nature of Complaint | Action Taken | Days Elapsed Since Complaint Filed |
|----------------------------|---|---------------------------------|---------------------------------------|
| 1 (IA2018-064) | Officer #1: • Force | BPD initiated an investigation. | 31 |
| 2 (IA2018-065) | Employee #1: • Bias-Based Policing • Conduct Unbecoming | BPD initiated an investigation. | 34 |
| 3 (IA2018-075) | Officers #1-3: • Performance of Duty | BPD initiated an investigation. | 11 |

During August 2018, **5 Informal Complaints** were received by BPD:

| Complaint # (IA Case #) | Nature of Allegations | Action Taken | Days Elapsed Since Investigation Initiated |
|----------------------------|---|--------------------------------------|---|
| 1 (IA2018-067) | Employee #1: • Conduct Unbecoming | BPD initiated an investigation. | 25 |
| 2 (IA2018-068) | Officers #1-2: • Performance of Duty | BPD initiated a Supervisor Referral. | 25 |
| 3 (IA2018-069) | Officer #1: • Conduct Unbecoming an Officer | BPD initiated a Supervisor Referral. | 24 |

| | | | |
|-------------------|--|--------------------------------------|----|
| 4 (IA2018-073) | Officer #1: • Conduct Unbecoming an Officer | BPD initiated a Supervisor Referral. | 24 |
| 5 (IA2018-074) | Officer #1: • Conduct Unbecoming an Officer | BPD initiated a Supervisor Referral. | 18 |

During August 2018, **2 Administrative Investigations** were initiated by BPD:

| Investigation # (IA Case #) | Nature of Investigation | Action Taken | Days Elapsed Since Investigation Initiated |
|--------------------------------|--|---------------------------------|--|
| 1 (IA2018-063) | Officer #1: • Bias-Based Policing • Racial Animus • Conduct Unbecoming an Officer | BPD initiated an investigation. | 32 |
| 2 (IA2018-070) | Officer #1: • Conduct Unbecoming • Policy/Procedure • Supervision | BPD initiated an investigation. | 20 |

COMPLAINTS/INVESTIGATIONS CONCLUDED DURING REPORTING PERIOD

During August 2018, **1 Appeal** was concluded by OIPA:

| Complaint # (OIPA Case #) | Nature of Complaint | Disposition | Days Elapsed Since Complaint Filed | Days Taken to Complete Investigation |
|------------------------------|--|---|------------------------------------|--------------------------------------|
| 1 (OIPA #18-01) | Officer was rude to complainant and initiated enforcement contact because of complainant's race. | Officer #1: • Bias-Based Policing – Unfounded • Arrest or Detention – Exonerated • Policy/Procedure – Exonerated | 241 | 201 |

During August 2018, **4 Citizen Complaints (Formal)** were concluded by BPD:

| Complaint # (IA Case #) | Nature of Complaint | Disposition | Days Elapsed Since Complaint Filed | Days Taken to Complete Investigation |
|----------------------------|--|--|------------------------------------|--------------------------------------|
| 1 (IA2017-096) | Officers arrested subject based on race. | Officers #1-2: • Bias-Based Policing – Unfounded | 322 | 292 |
| 2 (IA2017-105) | Officer unlawfully detained subject based on race and did not properly verify subject's age. | Officer #1: • Bias-Based Policing – Unfounded • Performance of Duty – Exonerated | 298 | 268 |
| 3 (IA2017-110) | There were an insufficient number of officers present at the location of the call for service. | BART Police Department • Service Review ¹⁰ | 286 | 256 |
| 4 (IA2018-018) | Officer treated complainant poorly because of complainant's race. | Officer #1: • Bias-Based Policing – Not Sustained • Performance of Duty – Not Sustained • Conduct Unbecoming an Officer – Not Sustained | 194 | 173 |

DISCIPLINE ISSUED DURING REPORTING PERIOD

During August 2018, BPD took the following actions in cases where one or more allegations of misconduct were sustained:

| Case # | Nature of Sustained Allegation(s) | Classification of Sustained Allegation(s) | Action Taken |
|--------|---|---|--|
| 1 | Officer did not properly document a law enforcement contact. | Officer #1: • Policy/Procedure | Officer #1: • Letter of Discussion |
| 2 | Officer did not properly document a law enforcement contact. | Officer #1: • Policy/Procedure | Officer #1: • Oral Counseling |
| 3 | Officer did not properly document a law enforcement contact. | Officer #1: • Policy/Procedure | Officer #1: • Letter of Discussion |
| 4 | Officers did not properly document a law enforcement contact. | Officers #1-2: • Policy/Procedure | Officer #1: • Letter of Discussion* |
| 5 | Officer did not properly document a law enforcement contact. | Officer #1: • Policy/Procedure | Officer #1: • Letter of Discussion† |

*Discipline was issued to both officers in July 2018, but the Internal Affairs Bureau file was not updated until August.

†Discipline was issued to officer in July 2018, but the Internal Affairs Bureau file was not updated until August.

ADDITIONAL NOTES

In accordance with the BART Citizen Oversight Model (Model), OIPA investigates certain complaints, conducts complainant-initiated appeals, and also monitors and/or reviews complaint investigations conducted by BPD. Though potentially work-intensive, some complaint investigation reviews are completed informally, with any concerns being addressed through a conference with BPD's Internal Affairs investigators. Noting the various kinds of work that OIPA undertakes with regard to complaints and investigations, the following chart includes some of the pending cases in which OIPA is involved as of the end of this reporting period.

| | |
|--|-----------------|
| Investigations Being Conducted | 5 |
| Complainant-Initiated Appeals | 0 |
| BPD-Initiated Appeals | 0 |
| Investigations Being Monitored | 15 |
| Investigations Reviewed During Current Month | 13 [†] |

[†]This number does not include all OIPA reviews, as OIPA commonly looks at a variety of cases in the Internal Affairs database to obtain updates on both pending and completed investigations.

The Model provides that OIPA shall have authority to require follow-up investigation into any citizen complaint or allegation that is handled by BPD. The OIPA Monthly Report will reflect information regarding monitored cases with detail not to exceed that which is allowable under state law. The investigations reviewed by OIPA during the period did not generate any notable recommendations for revisions or additional investigation.¹¹

¹ In addition to reporting on complaints received by the BART Police Department, the Citizen Oversight Model requires reporting on all complaints received by the "Citizen Board, Office of the District Secretary, and other District departments." As complaints received by the BART Police Citizen Review Board are customarily directed to OIPA for further action, such complaints are included in the Quantitative Report above; OIPA is also made aware of additional complaints about the BART Police Department by the Office of the District Secretary or other District departments.

² This number includes all Citizen Complaints filed against members of the BART Police Department, as well as Administrative Investigations generated internally by BART Police Department members (as opposed to being filed by a citizen). This number also includes previously completed cases that have been re-opened during the current reporting period.

³ This number indicates all investigations that are open as of the end of the reporting period. It includes Citizen Complaints (regardless of whether the investigation is being conducted by OIPA, the BART Police Department, or both) and Administrative Investigations.

⁴ This number includes all cases completed by OIPA during the reporting period for which OIPA's findings are required by the BART Citizen Oversight Model to be submitted to the BART Police Citizen Review Board. It therefore includes independent investigations, as well as reviews of completed BART Police Department investigations initiated via appeal from a complainant. Unless otherwise noted, it does not include reviews of BART Police Department investigations initiated at the discretion of OIPA, which happen commonly and do not always generate a formal report; it also does not include reviews conducted by OIPA of complaint investigations where the complaint was filed with OIPA but did not fall under OIPA's investigative jurisdiction.

⁵ This number refers to appeals filed with OIPA by complainants who have been issued the findings of the BART Police Department's internal investigation into their complaint regarding on-duty incidents. OIPA has a responsibility to review such appeals pursuant to the BART Citizen Oversight Model, Chapter 1-04 (E).

⁶ This number refers to all appeals initiated by the BART Police Citizen Review Board after receiving and reviewing the findings issued by OIPA in a given case. The routes of all such appeals are described in detail in the BART Citizen Oversight Model, Chapter 1-04 (B) (iv-v).

⁷ The BART Police Department defines an Informal Complaint as, "A comment on the actions of a Department employee, where the reporting party expressly states that he or she does not feel that the matter should be formally investigated with the understanding that an Informal Complaint does not hold the potential to result in disciplinary action against the employee." (BART Police Department Policy Manual, Policy 1020.1.1(d)).

⁸ It is important to note that OIPA does not separate citizen complaints it receives into "Formal" and "Informal" classifications. This chart reflects all citizen complaints received by OIPA and all Formal Complaints received by the BART Police Department.

⁹ A Supervisor Referral refers to an instance involving an Inquiry or an Informal Complaint. An assigned supervisor addresses the issue informally with the involved employee and documents the content of the conversation with a memorandum to IA.

¹⁰ A Service Review refers to an instance when a citizen/patron raises a concern pertaining to a global practice throughout the Department such as Department policies, procedures and/or tactics. When appropriate, a Service Review may be conducted by Internal Affairs or by a designated review committee, who in turn will make recommended changes to the Chief of Police for approval.

¹¹ OIPA may submit recommendations to IA regarding minor clerical or record-keeping adjustments which are intended to maintain the integrity of the data collection and record-keeping processes at BPD. These are not considered by OIPA to be substantive recommendations requiring reporting herein.