

SAN FRANCISCO BAY AREA RAPID TRANSIT DISTRICT
300 Lakeside Drive, P. O. Box 12688, Oakland, CA 94604-2688
(510) 464-6000

NOTICE OF MEETING AND AGENDA
BART POLICE CITIZEN REVIEW BOARD

October 15, 2018

A Meeting of the BART Police Citizen Review Board (BPCRB) will be held on Monday, October 15, 2018, at 4:00 p.m. The Meeting shall consist of a simultaneous teleconference call at the following locations:

BART Board Room Kaiser Center 20 th Street Mall – Third Floor 2040 Webster Street Oakland, CA 94612	Marriott's Waikoloa Ocean Club Meeting Location: Business Center 69-275 Waikoloa Beach Drive Waikoloa Village, HI 96738
-------------------------------------------------------------------------------------------------------------------------	----------------------------------------------------------------------------------------------------------------------------------

AGENDA

1. Call to Order.
2. Call for Quorum.
3. Pledge of Allegiance Recital.
4. Approval of Minutes of Prior Board Meeting. For Discussion and Action.
5. Introduction of New District 7 BPCRB Member Christina Gomez and Oath of Office.
6. Chief of Police's Report. For Discussion and Action.
 - a. BART Police Department (BPD) Monthly Report for August 2018
7. BPD Defensive Tactics Training Presentation. For Discussion and Action.
8. National Association for Civilian Oversight of Law Enforcement (NACOLE) Annual Conference Report Back. For Discussion.
9. Independent Police Auditor's Report. For Discussion and Action.
 - a. Office of the Independent Police Auditor (OIPA) Monthly Report for September 2018
10. General Discussion and Public Comment. Limited to 3 minutes per speaker.
(An opportunity for members of the public to address the BPCRB on matters under their jurisdiction and not on the agenda).
11. Closed Session.
 - a. To Consider Public Employee Discipline/Dismissal/Release in OIPA Case #18-06.
Govt. Code §54957
12. Adjournment.

Please refrain from wearing scented products (perfume, cologne, after-shave, etc.) to this meeting, as there may be people in attendance susceptible to environmental illnesses.

BART provides service/accommodations upon request to persons with disabilities and individuals who are limited English proficient who wish to address Board matters. A request must be made within one and five days in advance of Board meetings, depending on the service requested. Please contact the Office of the District Secretary at (510) 464-6083 for information.

BPCRB Meeting Agenda materials will be made available to the public at the meeting and may also be accessed and downloaded 72 hours prior to the meeting at <http://www.bart.gov/about/bod/advisory/crb> (click on “Agenda”).

Pursuant to Govt. Code §54953.5, the audio recording of the open session portions of this public meeting shall be subject to inspection pursuant to the California Public Records Act (CPRA). Requests for information under the CPRA should be filed with the BART Office of the District Secretary.

SAN FRANCISCO BAY AREA RAPID TRANSIT DISTRICT
300 Lakeside Drive, P.O. Box 12688, Oakland, CA 94604-2888

BART Police Citizen Review Board
Monday, September 10, 2018

A regular meeting of the BART Police Citizen Review Board (BPCRB) was held on Monday, September 10, 2018 convening at 4:00 p.m. in the BART Board Room, 344 20th Street, Oakland, California.

Members Present: Chairperson George Perezvelez, Vice Chairperson William White, Kenneth Loo, Pete Longmire, Darren White, Les Mensinger, and Richard Knowles.

BART Staff: BART Police Department (BPD) Chief of Police Carlos Rojas, BPD Deputy Chief Lance Haight, BPD Deputy Chief Jeffrey Jennings, BPD Lieutenant Kevin Franklin, BPD Officer Stephen Christ, Independent Police Auditor Russell Bloom, Independent Police Investigator Patrick Caceres, Senior Administrative Analyst Sarah Celso, BPD Senior Administrative Analyst LaTonia Peoples-Stokes, Interim District Secretary Patricia Williams, BPD Temporary Staff Assistant Sharon Kidd.

Others Present: BART Director Debora Allen, BART Director Robert Raburn, and Members of the Public.

Agenda items discussed:

- 1. Call to Order.**
The regular meeting was called to order at 4:01 p.m. by Chairperson George Perezvelez.
- 2. Call for Quorum.**
Chairperson George Perezvelez, Vice Chair William White, Kenneth Loo, Pete Longmire, Les Mensinger, and Richard Knowles were present, amounting to a quorum.
- 3. Pledge of Allegiance Recital.**
The pledge of allegiance was recited.

A motion to adjourn the meeting in memory of those that lost their lives in the September 11, 2001 attacks was made by Chairperson Perezvelez and seconded by Mr. W. White. The motion passed unanimously.
- 4. Approval of Minutes of Prior Board Meeting. For Discussion and Action.**
A motion to approve the minutes for the prior Board meeting was made by Mr. Longmire and seconded by Mr. Mensinger. The motion passed unanimously.

5. Quarterly Reports to the BART Board of Directors for Quarter 1 2018 and Quarter 2 2018. For Discussion and Action.

A motion to approve the Quarter 1 2018 Report to BART Board of Directors was made by Mr. Mensinger and seconded by Mr. Knowles. The motion passed with five in favor, zero against and one abstention.

Mr. D. White entered the meeting at 4:08 p.m.

A motion to approve the Quarter 2 2018 Report to the BART Board of Directors with the addition that Mr. Loo participated on an oral board in June was made by Mr. Mensinger and seconded by Mr. Knowles. The motion passed with six votes in favor, zero against and one abstention.

Chairperson Perezvelez addressed a Member of the Public regarding Item #9 - General Discussion and Public Comment.

6. Force Option Simulation Training. For Discussion Only.

Chairperson Perezvelez, Vice Chairperson W. White, Mr. Loo, Mr. Longmire and Mr. Caceres attended the Force Option Simulation Training at BPD.

The BPCRB members that attended the training shared their experiences and expressed their appreciation to BPD Staff for providing the training.

7. Chief of Police's Report. For Discussion and Action.

Chief Rojas expressed his appreciation to the BPCRB and Mr. Caceres for their participation in the Force Option Simulation Training.

a. BPD Monthly Report for July 2018

Chief Rojas presented the BPD Monthly Report for July 2018 and he answered questions from the BPCRB.

8. BPCRB Participation in BPD Commendation Process. For Discussion and Action.

This item has been moved to #10 on the Agenda.

Chairperson Perezvelez called for a 10-minute recess at 4:32 p.m.

The meeting reconvened at 4:43 p.m.

Vice Chairperson W. White addressed Members of the Public.

Chairperson Perezvelez addressed Members of the Public.

9. General Discussion and Public Comment. Limited to 3 minutes per speaker.

(An opportunity for members of the public to address the BPCRB on matters under their jurisdiction and not on the agenda.)

This item was originally #10 on the Agenda.

Chairperson Perezvelez called for Public Comment.

The following individuals addressed the BPCRB in support of the Sahleem Tindle family regarding the Officer-Involved Shooting on January 3, 2018.

Nailah Watkins
Afiyah Chambers
Lonnie Monroe
Peter Alexander (Mr. Alexander also addressed the BPCRB regarding Agenda Item #3)
Yolanda Banks-Reed
Karim Mayfield

Chairperson Perezvelez called for a 5-minute recess at 5:23 p.m.

The meeting reconvened at 5:30 p.m.

10. BPCRB Participation in BPD Commendation Process. For Discussion and Action.

This item was originally #8 on the Agenda.

Chairperson Perezvelez presented a document for this item and he discussed the item.

The BPCRB discussed this item.

A motion to forward the BPCRB Participation in BPD Commendation Process document to Chief Rojas' consideration was made by Mr. Mensinger and seconded by Mr. Longmire. The motion passed unanimously.

11. Independent Police Auditor's Report. For Discussion and Action.

This item was originally #9 on the Agenda.

- a. Office of the Independent Police Auditor (OIPA) Monthly Report for August 2018.

Mr. Bloom presented the OIPA Monthly Report for August 2018 and he answered questions from the BPCRB.

A motion to extend the meeting to 6:20 p.m. was made by Mr. D. White and seconded by Mr. Mensinger. The motion passed unanimously.

The BPCRB convened into closed session at 6:09 p.m.

12. Closed Session.

This item was originally #11 on the Agenda.

- a. To Consider Public Employee Discipline/Dismissal/Release in Office of the Independent Police Auditor Case #18-03. Gov. Code §54957

The BPCRB reconvened in open session at 6:16 p.m.

Chairperson Perezvelez announced the vote taken during the closed session with regard to agenda item #12a. The BPCRB voted unanimously to accept the findings reached by OIPA with seven votes in favor, zero against and zero abstentions.

13. Adjournment.

This item was originally #12 on the Agenda.

A motion to adjourn the meeting in memory of those that lost their lives on September 11, 2001 attacks was by Mr. Mensinger and seconded by Mr. Longmire. The motion passed unanimously.

The meeting was adjourned at approximately 6:16 p.m.

DRAFT

BART POLICE DEPARTMENT



August 2018

MONTHLY REPORT

BPD Monthly Reports

August 2018

Report	Responsible
01 – Industrial Leave*	SSD – J. Morgan
02 – Vacancy	SSD – F. Cheung
03 – Diversity	SSD – F. Cheung
04 – Training	PS&T – P. Kwon
05 – Use of Force	PS&T – K. Franklin
06 – Citizen Complaints	PS&T – K. Franklin
07 – Internal Affairs Log	PS&T – K. Franklin
08 – Performance Measures	SSD – K. Dam
09 – Enforcement Contacts	SSD – K. Dam
10 – Parking Enforcement	POD – J. DeVera
11 – Warrant Arrests	SSD – K. Dam
12 – Detectives Assignments	SSD – J. Power
13 – Detectives Closure Rate	SSD – J. Power
14 – Assembly Bill 716	POD – M. Williamson
15 – Absence Overview	SSD – C. Vogan
16 – Overtime	SSD – F. Cheung
17 – Communications Center	SSD – G. Hesson
18 – BART Watch	SSD – C. Vogan

*Not included in Year-End or Monthly BPCRB Reports

BART Police Department (07) Staffing Status

As of: 08/31/18
Vacancy Factor: 0.0

	Pos'n Code	Job Title	FY19 Adopted	Reclass	As of 07/01/18	Filled	On Leave or TMD	Vacant
NON-SWORN (Rep)	027	Community Service Officer	67		67	46	5	21
	045	Police Admin Specialist	12		12	10	-	2
	048	Police Dispatcher	18		18	16	1	2
	098	Revenue Protection Guard	19		19	16	1	3
	836	Police Sup./CAD/RMS Admin**	6		6	6	-	-
SWORN	778	Police Officer	66		66	63	6	3
		In Academy = 5						-
		Field Training = 2						-
	788	Senior Police Officer	96		96	80	5	16
	798	Master Police Officer	14		14	11	-	3
	838	Police Sergeant	34		34	27	4	7
	888	Police Lieutenant	13		13	8	1	5
	898	Police Deputy Chief	3		3	3		-
	980	Police Chief	1		1	1		-
Non-Sworn (Non-Rep)	SF100	Mgr of Security Programs**	1		1	1		-
	000065	Emergency Preparedness Mgr.	1		1	1	-	-
	000074	Crisis Outreach Coordinator	1		1	1		-
	000081	Accreditation Manager	1		1	1	-	-
	AF200	Sr. Administrative Analyst	1		1	1		-
DEPARTMENT TOTAL			354	-	354	292	23	62

Notes

Notes:

FY19

parking cso - 2

fare evasion - 2 on hold pending rpt
made that as 2 dispt

Ofc - 5 frozen

Note: BART Police Department has 17 Attrition Float positions, of which 10 are Police Officers (778), 5 are Community Service Officers (027) and 2 are Police Dispatchers (048).

- > "On Leave" category does not include personnel on Admin Leave.
- > Mgr of Security Programs position is currently filled by a Police Lieutenant**

BART PD DIVERSITY MONTHLY REPORT

As of 9/6/18

+

<u>ETHNICITY</u>		<u>S</u>		<u>C</u>	
White	37% 108	43%	75	33%	33
Black	22% 63	21%	40	23%	23
Asian	20% 58	16%	31	27%	27
Hispanic	20% 58	18%	44	14%	14
American/ Indian	0% 0	0%	0	0%	0
Native Hawaiian/Pac Island	1% 5	2%	3	2%	2
Total:	100% 292	100%	193	100%	99
<u>DEMOGRAPHIC</u>		<u>S</u>		<u>C</u>	
Female	22% 67	11%	21	46%	46
Male	77% 225	89%	172	54%	53
Total:	100% 292	100%	193	100%	99
<u>CLASSIFICATION</u>					
Sworn	66% 193				
Civilian	34% 99				
Total:	100% 292				

CRISIS INTERVENTION TRAINING AS OF: September 1, 2018

Personnel Positions	Total Positions	Filled Positions	Vacant Positions	(Not in Academy or Field Training) Eligible to Attend Training	Total of Filled Positions Trained	Percentage of Total Filled Positions Trained	Percentage of Eligible Filled Positions Trained
Chief	1	1	0	1	0	0%	0%
Deputy Chiefs	3	3	0	3	3	100%	100%
Lieutenants	13	8	5	8	8	100%	100%
Sergeants	34	27	7	27	27	100%	100%
Officers	176	154	22	135	135	88%	100%
Dispatchers	18	16	2	14	12	75%	86%
Dispatch Supervisors	2	2	0	2	2	100%	100%
CSOs	67	46	21	44	43	93%	98%
Crisis Outreach Coordinator	1	1	0	1	1	100%	100%
Total	315	258	57	235	231	90%	98%

Personnel Positions that are not designated to attend CIT Training

	Total	Filled	Vacant
Revenue Protection Guards	19	16	3
Police Administrative Specialists	12	10	2
Police Sup./CAD RMS Admin	4	4	0
Civilian Managers/Analyst	3	3	0
Manager Sec Prog	1	1	0
Sub Total	39	34	5
TOTAL PERSONNEL	354	292	62

FAIR AND IMPARTIAL / BIASED BASED TRAINING AS OF September 1, 2018

Personnel Positions	Total Positions	Filled Positions	Vacant Positions	Eligible to Attend (Not in Academy or Field Training)	Total of Filled Positions Trained	Percentage of Total Filled Positions Trained	Percentage of Eligible Filled Positions
Chief	1	1	0	1	0	0.0%	0.0%
Deputy Chiefs	3	3	0	3	3	100.0%	100.0%
Lieutenants	13	8	5	8	8	100.0%	100.0%
Sergeants	34	27	7	27	27	100.0%	100.0%
Officers	176	154	22	147	147	95.5%	100.0%
CSOs	67	46	21	44	42	91.3%	95.5%
Total	294	239	55	230	227	95.0%	98.7%

Personnel Positions that are not designated to attend FAIR AND IMPARTIAL Training

	Total	Filled	Vacant
Dispatchers	18	16	2
Dispatch Supervisors	2	2	0
Crisis Outreach Coordinator	1	1	0
Revenue Protection Guards	19	16	3
Police Administrative Specialists	12	10	2
Police Sup./CAD RMS Admin	4	4	0
Civilian Managers/Analyst	3	3	0
Manager Sec Prog	1	1	0
Sub Total	60	53	7
TOTAL PERSONNEL	354	292	62

POLICE ROADWAY PROTECTION TRAINING AS OF: September 1, 2018

Personnel Positions	Total Positions	Filled Positions	Vacant Positions	Eligible to Attend (Not in Academy, FTO, or IND/Leave)	Total of Filled Positions Trained	Percentage of Total Filled Positions Trained	Percentage of Eligible Filled Positions
Chief	1	1	0	1	0	0.0%	0.0%
Deputy Chiefs	3	3	0	3	3	100.0%	100.0%
Lieutenants	13	8	5	8	8	100.0%	100.0%
Sergeants	34	27	7	26	26	96%	100.0%
Officers	176	154	22	147	146	94.8%	99.3%
CSOs-Not Required	67	46	21	42	36	78.3%	85.7%
Total	294	239	55	227	219	91.6%	96.5%

Personnel Positions that are not REQUIRED to attend Police Roadway Protection Training

	Total	Filled	Vacant
Dispatchers	18	16	2
Dispatch Supervisors	2	2	0
Crisis Outreach Coordinator	1	1	0
Revenue Protection Guards	19	16	3
Police Administrative Specialists	12	10	2
Police Sup./CAD RMS Admin	4	4	0
Civilian Managers/Analyst	3	3	0
Manager Sec Prog	1	1	0
Sub Total	60	53	7
TOTAL PERSONNEL	354	292	62

Use of Force Incidents - 2018

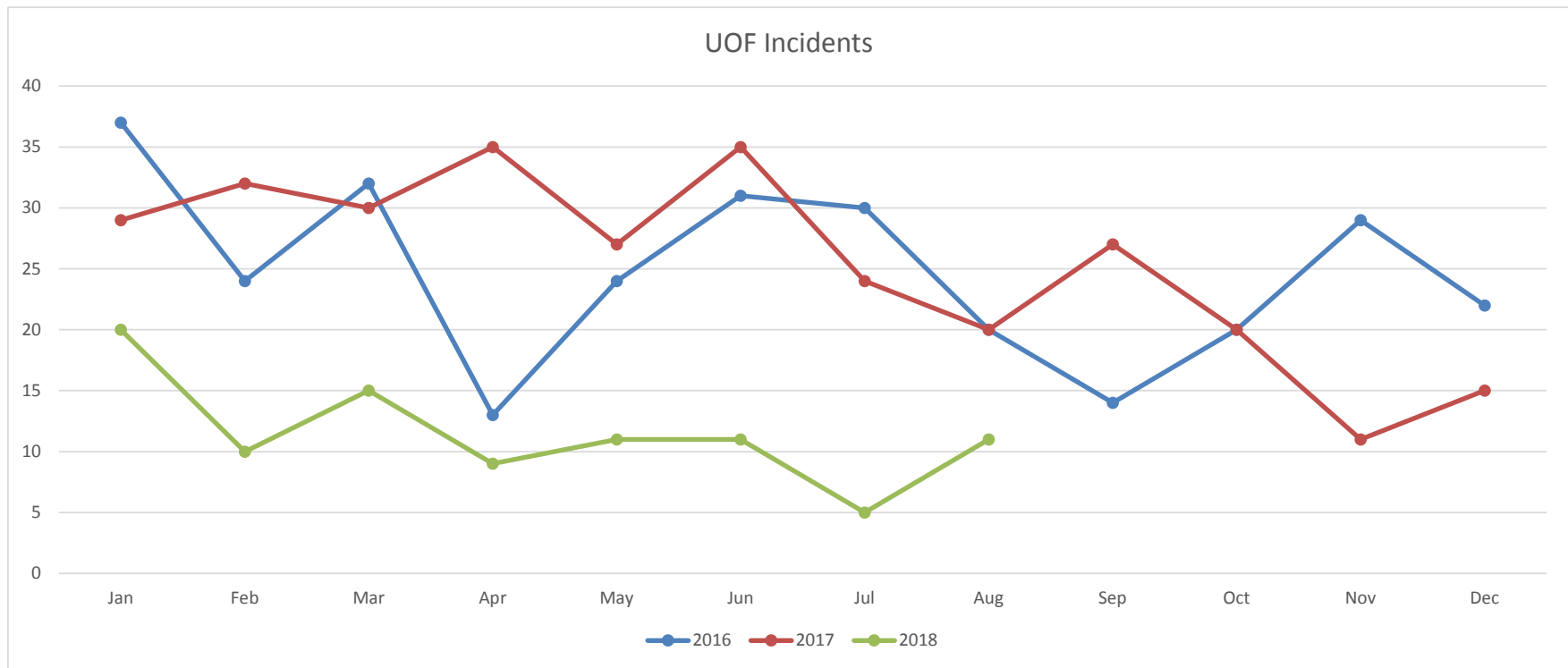
	Jan	Feb	Mar	Apr	May	Jun	Jul	Aug	Sep	Oct	Nov	Dec	Total
2018	20	10	15	9	11	11	5	11					92
YTD 2018	20	30	45	54	65	76	81	92					

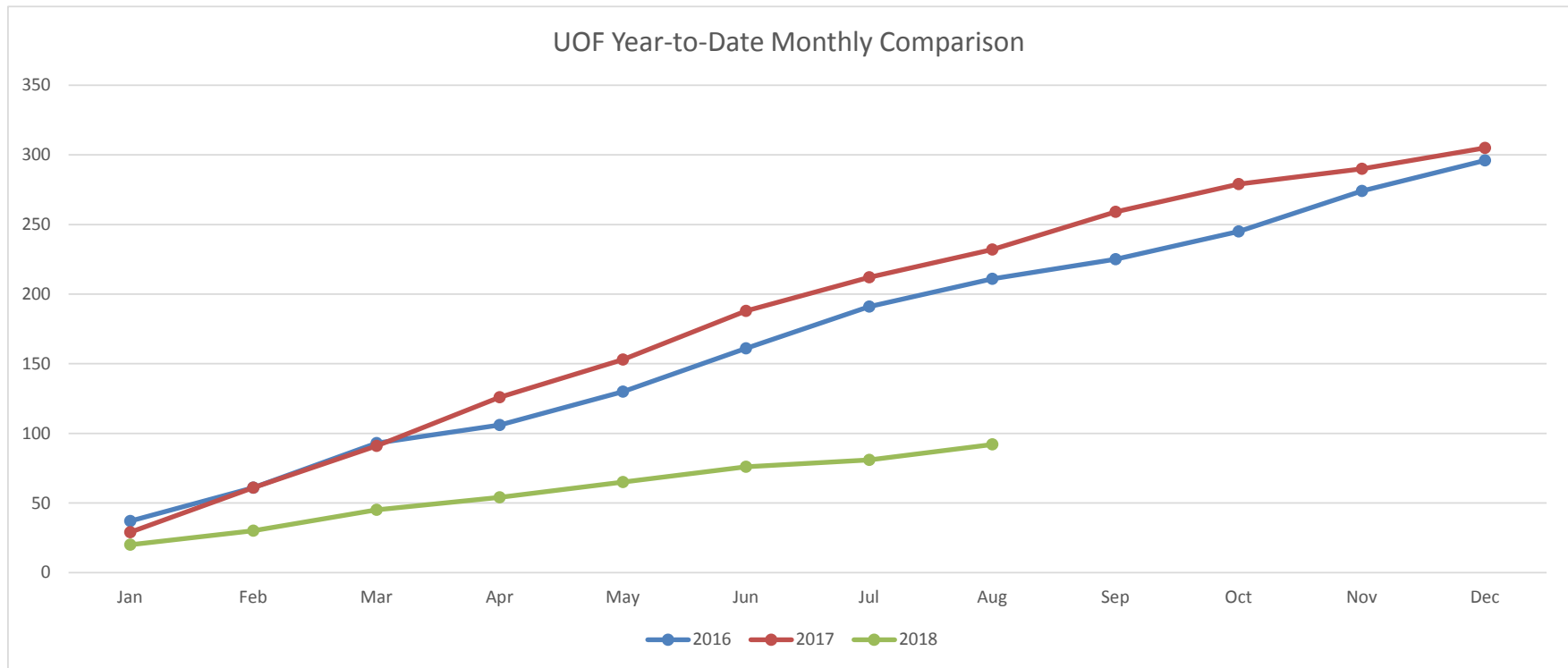
Use of Force Incidents - 2017

	Jan	Feb	Mar	Apr	May	Jun	Jul	Aug	Sep	Oct	Nov	Dec	Total
2017	29	32	30	35	27	35	24	20	27	20	11	15	305
YTD 2017	29	61	91	126	153	188	212	232	259	279	290	305	

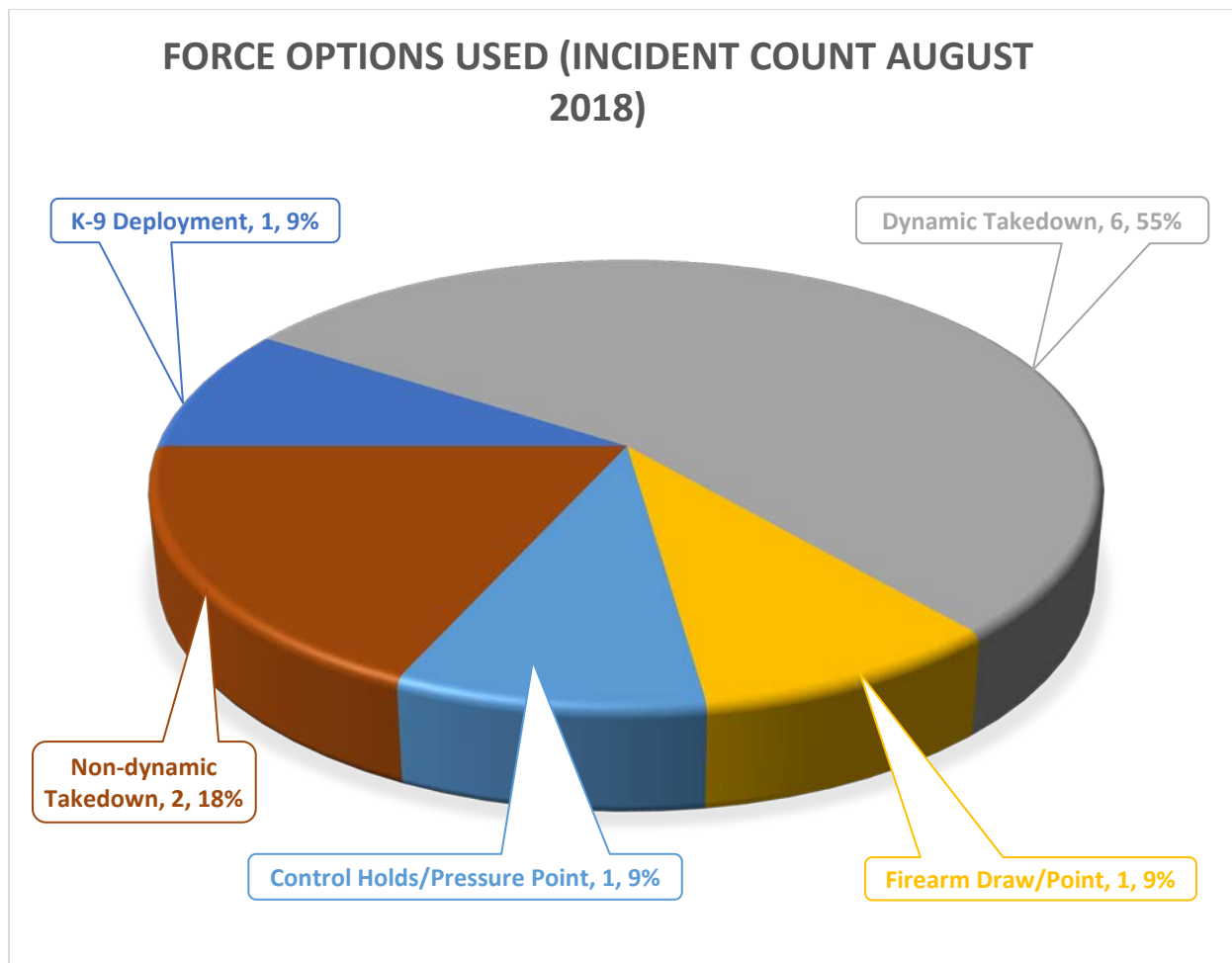
Use of Force Incidents - 2016

	Jan	Feb	Mar	Apr	May	Jun	Jul	Aug	Sep	Oct	Nov	Dec	Total
2016	37	24	32	13	24	31	30	20	14	20	29	22	296
YTD 2016	37	61	93	106	130	161	191	211	225	245	274	296	



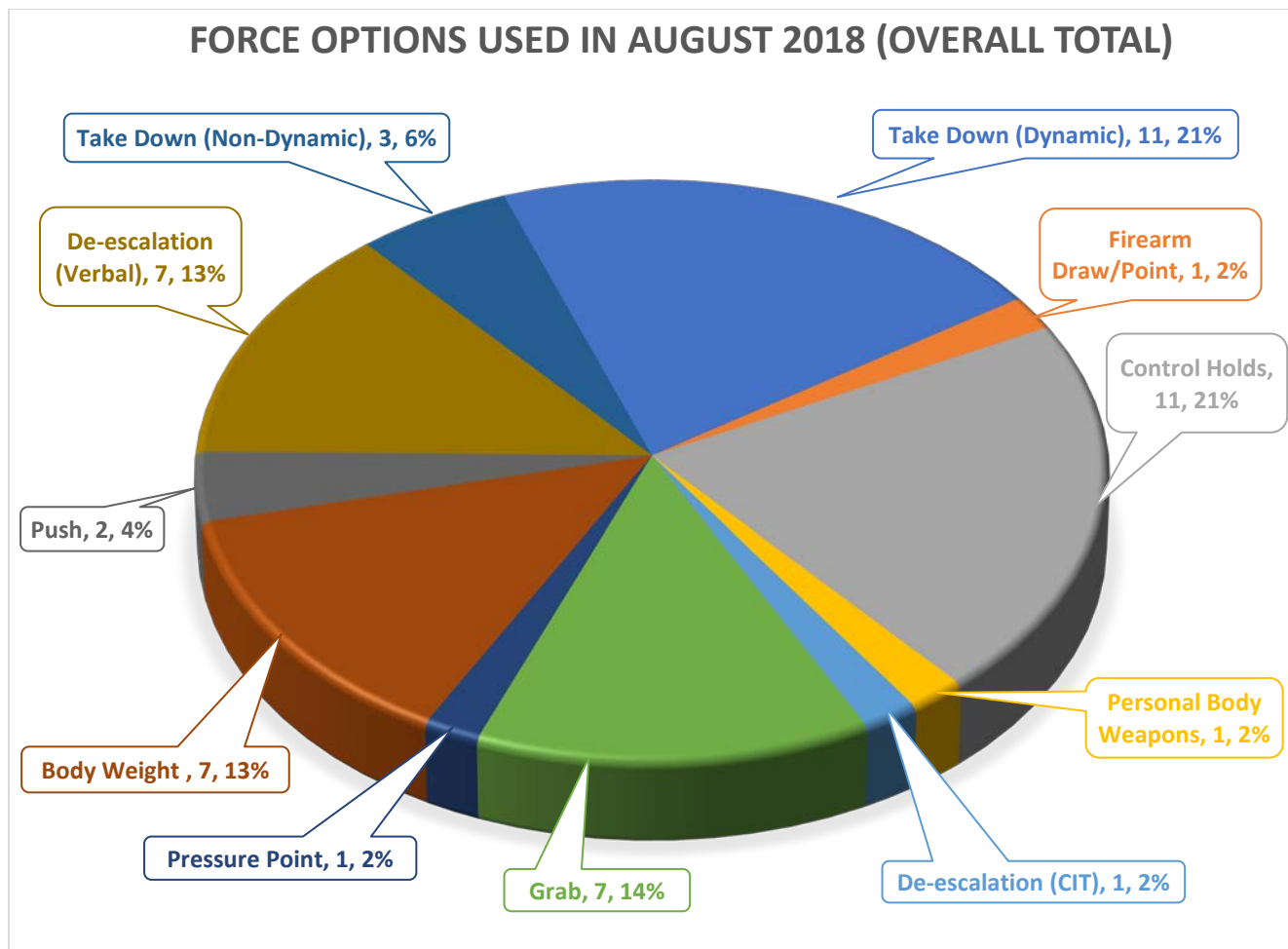


Force Options Used (Incident Count), August 2018



*Each incident could contain more than one force option used. This pie chart reflects the most significant force option used per incident.

Types of Force Used, August 2018 (Overall Total)



*Some incidents involved the use of multiple force options. If two officers involved in the same incident used the same force option, this data would reflect both officers. As an example, if two officers in the same incident used control holds, this data would reflect two separate control holds.

Citizen Complaints - 2018

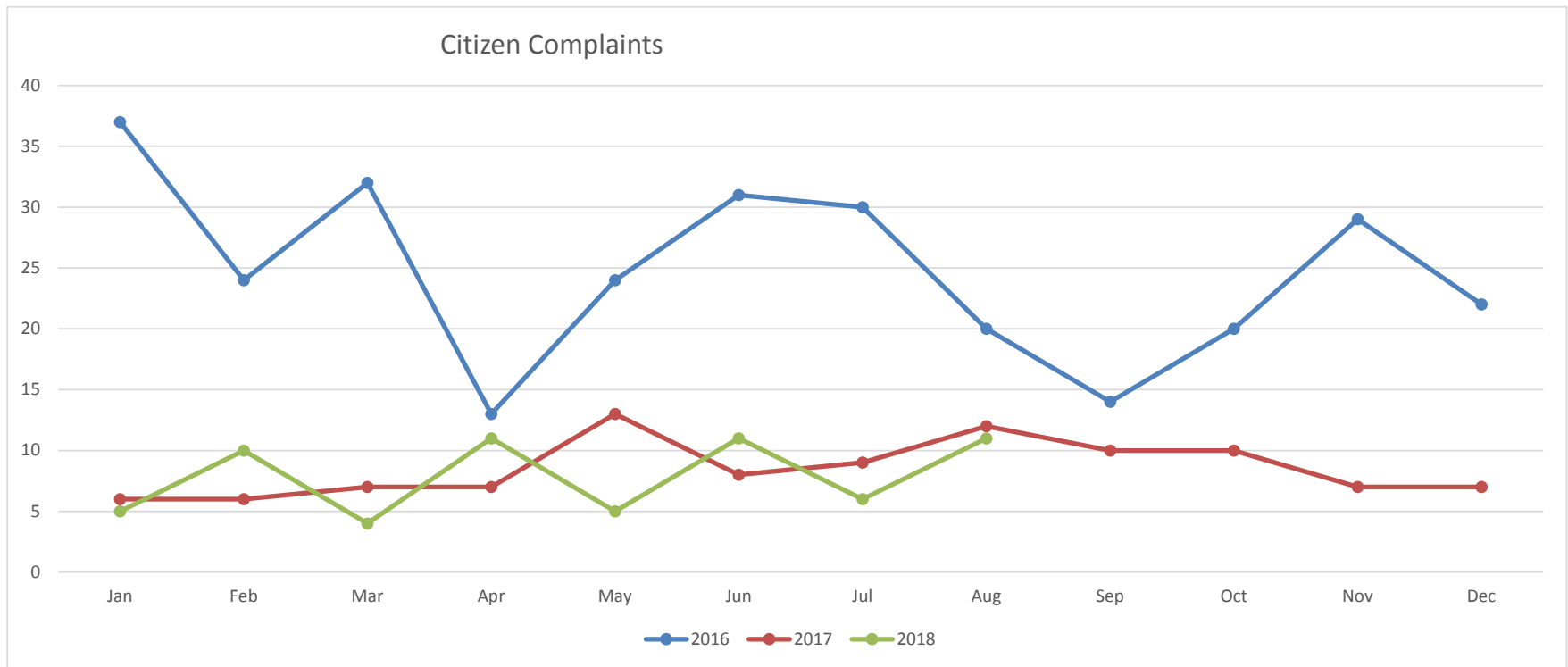
	Jan	Feb	Mar	Apr	May	Jun	Jul	Aug	Sep	Oct	Nov	Dec	Total
2018	5	10	4	11	5	11	6	11					63
YTD 2018	5	15	19	30	35	46	52	63					

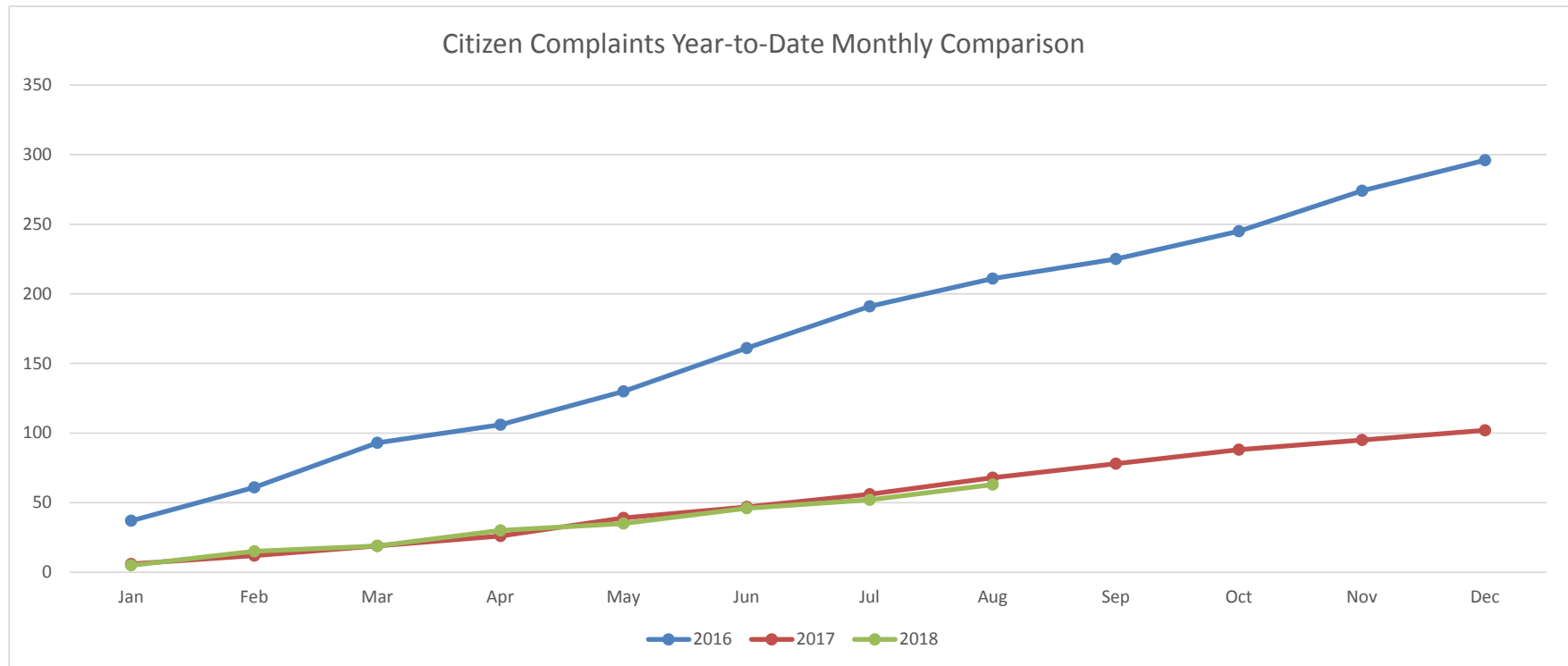
Citizen Complaints - 2017

	Jan	Feb	Mar	Apr	May	Jun	Jul	Aug	Sep	Oct	Nov	Dec	Total
2017	6	6	7	7	13	8	9	12	10	10	7	7	102
YTD 2017	6	12	19	26	39	47	56	68	78	88	95	102	

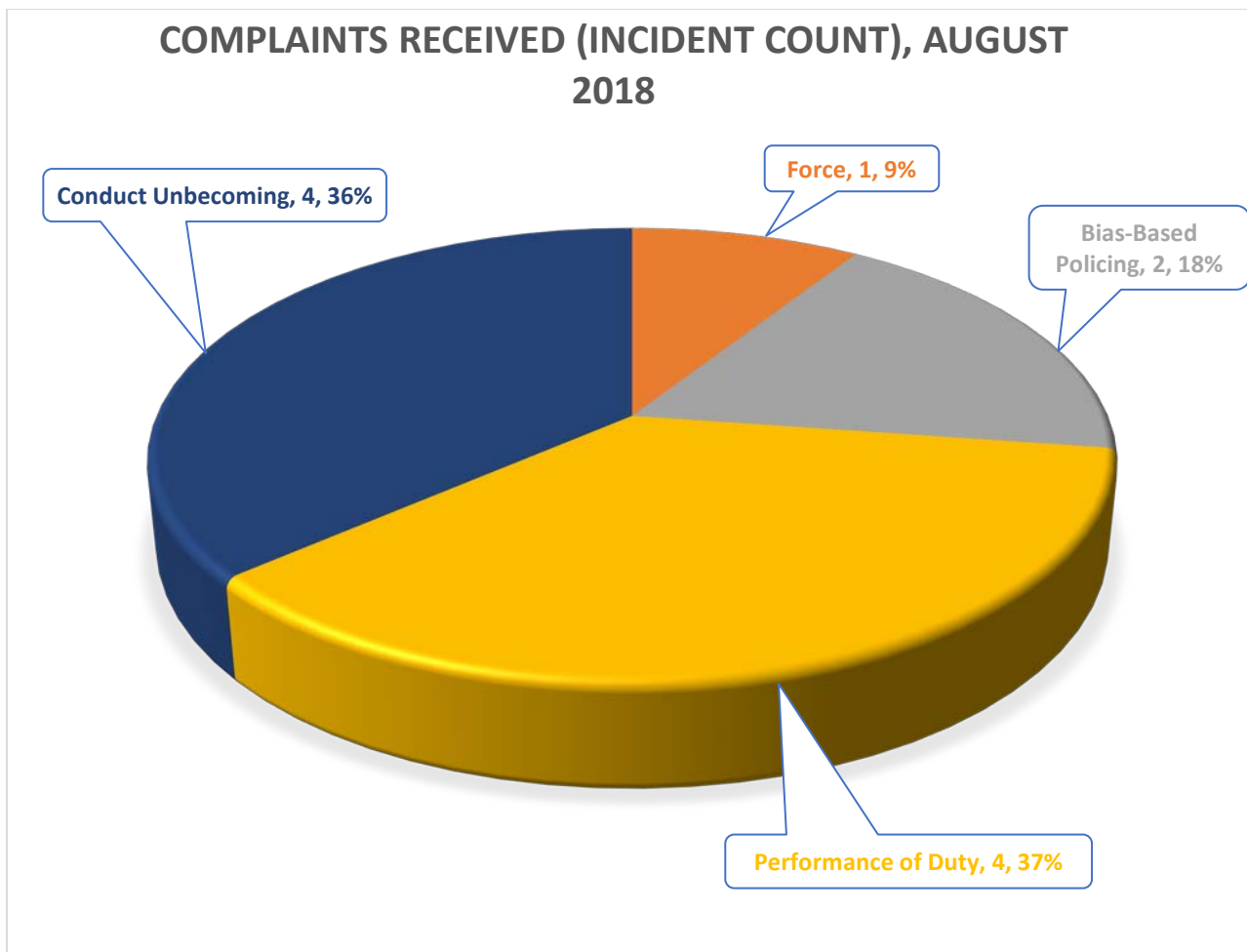
Citizen Complaints - 2016

	Jan	Feb	Mar	Apr	May	Jun	Jul	Aug	Sep	Oct	Nov	Dec	Total
2016	10	3	13	7	7	10	6	9	8	7	8	6	94
YTD 2016	10	13	26	33	40	50	56	65	73	80	88	94	





Complaints Received (Incident Count), August 2018



Each incident could contain more than one allegation. This pie chart reflects the most significant allegation per incident.

BART Police Department - Office of Internal Affairs							
Investigation Log - July 2018							
IA	DATE		ALLEGATION	FINDING	INVESTIGATOR	DUE DATE	COMPLETED DATE
CASE #	OCC'D	REC'D					
IA2016-071	07/29/16	7/29/2016	Force, Bias, Arrest		Lt. Kwon	12/28/16	
			Force, Bias, Arrest		(Tolled)	01/27/17	
			Force, Bias, Arrest				
			Force, Bias, Arrest				
IA2017-040	1/31/2017	5/18/2017	Force		Sgt. Togonon	10/17/2017	
			Force		Tolled		
IA2017-093	10/4/2017	10/4/2017	Force	Admin	Sgt. T. Salas	3/5/2018	Submitted L21
IA2017-111	11/10/2017	11/10/2017	Force		Sgt. Salas	5/1/2018	
IA2017-114	12/12/2017	12/13/2017	Force, Bias, CUBO		Sgt. T. Salas	5/14/2018	
IA2017-118	12/25/2017	1/2/2018	Force		Sgt. Togonon	6/3/2018	
IA2018-001	1/3/2018	1/3/2018	Force (OIS)		Sgt. T. Salas	6/4/2018	
					Tolled		
IA2018-003	1/28/2018	1/8/2018	CUBO		Sgt. T. Salas	8/1/2018	
IA2018-010	2/1 2/2 2018	2/12/2018	CUBO		Sgt. Togonon	7/14/2018	
			CUBO				
IA2018-011	2/12/2018	2/13/2018	Arrest/Detention, Force, Bias, CUBO	Deferred to OIPA #18-03	Sgt. T. Salas	7/16/2018	
IA2018-013	2/7/2018	2/10/2018	Force/Policy/Procedure		Sgt. McNack	7/22/2018	
			Policy/Procedure				
IA2018-015	2/18/2018	2/20/2018	Performance of Duty, CUBO		Sgt. T. Salas	7/22/2018	
IA2018-016	2/25/2018	2/26/2018	Policy/Procedure, POD	Service Review	Sgt. T. Salas	7/28/2018	
IA2018-017	9/21/2016	2/22/2018	CUBO	Admin Closure	Sgt. T. Salas	7/30/2018	
IA2018-019	12/7/2017	3/5/2018	Bias, Courtesy, Policy/Procedure	Deferred to OIPA #18-06	Lt. Kwon	8/5/2018	
IA2018-020	12/23/2017	3/13/2018	Performance of Duty		Sgt. McNack	8/12/2018	
IA2018-021	3/10/2018	3/10/2018	Courtesy	Admin Closure, OIPA #18-07	Sgt. McNack	8/9/2018	
IA2018-022	1/20/2018	3/2/2018	CUBO, Policy/Procedure		Sgt. T. Salas	8/1/2018	
IA2018-023	3/16/2018	4/5/2018	Performance of Duty		Sgt. McNack	9/4/2018	
IA2018-024	4/11/2018	4/13/2018	CUBO		Sgt. T. Salas	9/12/2018	
IA2018-025	4/11/2018	4/11/2018	Force	Clear by evidence	Sgt. T. Salas	9/10/2018	
IA2018-026	4/14/2018	4/14/2018	CUBO, Criminal		Sgt. McNack	9/13/2018	
IA2018-027	4/20/2018	4/11/2018	Bias Based Policing		Sgt. T. Salas	9/19/2018	
IA2018-028	2/3/2018	4/20/2018	Force, Courtesy	Deferred to OIPA #18-15		9/19/2018	
IA2018-029	4/20/2018	4/16/2018	Courtesy	OIPA Intake #18-13	Sgt. McNack	9/15/2018	
IA2018-030	4/19/2018	4/20/2018	CUBO	Admin	Sgt. McNack	9/22/2018	
IA2018-031	3/26/2018	4/19/2018			Sgt. McNack	9/18/2018	

IA	DATE						
CASE #	OCC'D	REC'D	ALLEGATION	FINDING	INVESTIGATOR	DUE DATE	COMPLETED DATE
IA2018-032	UNK	4/20/2018	BBP, POD, CUBO	Deferred to OIPA #18-16		9/23/2018	
IA2018-033	3/15/2018	4/23/2018	Force	Deferred to OIPA #18-17		9/23/2018	
IA2018-035	1/30/2018	4/30/2018	Force, BBP		Sgt. T. Salas	9/29/2018	
IA2018-037	4/30/2018	5/1/2018	CUBO	Hesson/ Livesey	Sgt. T. Salas	10/2/2018	
IA2018-038	5/3/2018	5/8/2018	Policy/Procedure	OIPA Intake #18-20	Sgt. McNack	10/7/2018	
IA2018-039	5/15/2018	5/15/2018	CUBO		Sgt. T. Salas	10/14/2018	
IA2018-041	5/20/2018	5/20/2018	Courtesy		Sgt. McNack	10/19/2018	
IA2018-042	5/31/2018	6/1/2018	Force, POD	Clear by evidence	Sgt. T. Salas	10/31/2018	
IA2018-043	6/6/2018	6/6/2018	Force		Sgt. McNack	11/5/2018	

PART 1 CRIMES	2013	2014	2015	2016	2017	YTD August		% change from '17
						2017	2018	
Homicide	1	0	1	1	0	0	3	300%
Rape	0	2	3	4	8	7	3	-57%
Robbery	209	153	161	232	290	199	212	7%
Aggravated Assault	57	71	73	93	121	77	95	23%
Violent Crime Subtotal	267	226	238	330	419	283	313	11%
Burglary (Not Including Auto)	25	7	4	12	15	10	12	20%
Larceny	2524	2597	2325	2217	2593	1662	1725	4%
Auto Theft	483	522	480	480	420	296	257	-13%
Arson	0	0	0	1	4	4	3	-25%
Property Crime Subtotal	3032	3126	2809	2710	3032	1972	1997	1%
TOTAL	3299	3352	3047	3040	3451	2255	2310	2%



BART Police Performance Measurements

August 2018

Disclaimer--**The data is drawn from the BART Police Department TriTech computer database, and they are unaudited. The numbers may not match the official monthly totals reported to the FBI through the Uniform Crime Reporting (UCR) program. Late reporting, the reclassification or unbounding of crimes, can affect crime statistics. **OT Budget costs** are projected numbers and actual numbers are about 3 months behind. The statistics contained in the on the Performance Measurements are **subject to change , updates, and corrections. ****

Top 5 Stations For Part 1 Crimes

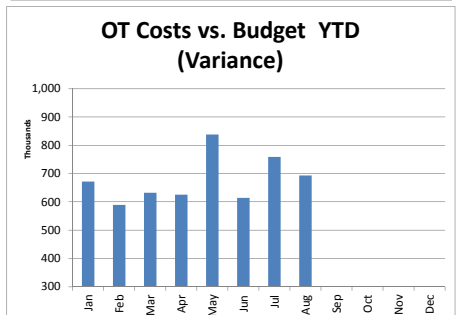
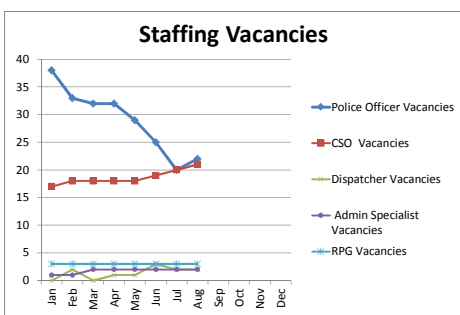
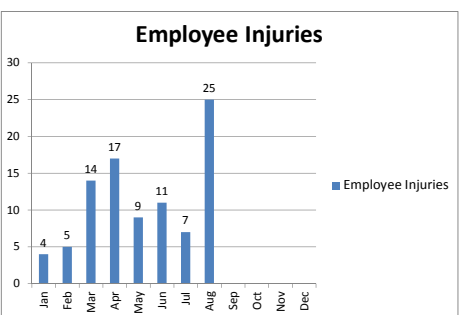
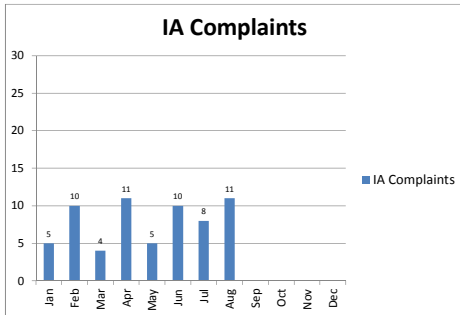
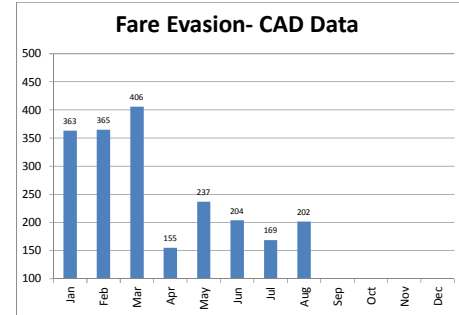
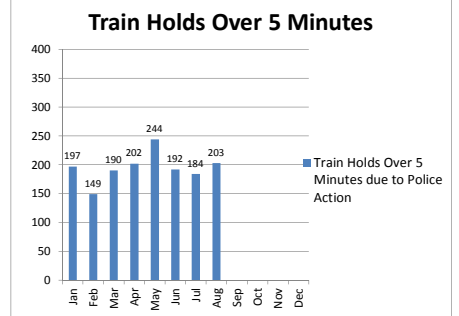
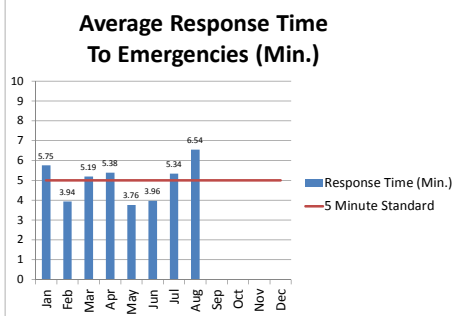
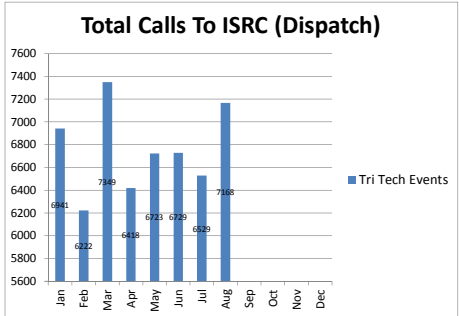
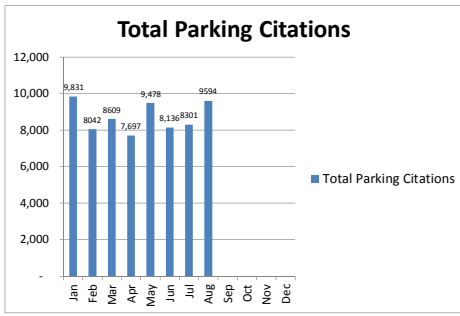
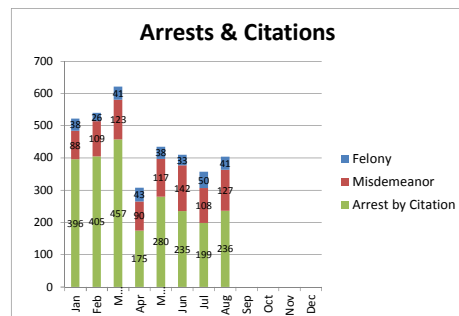
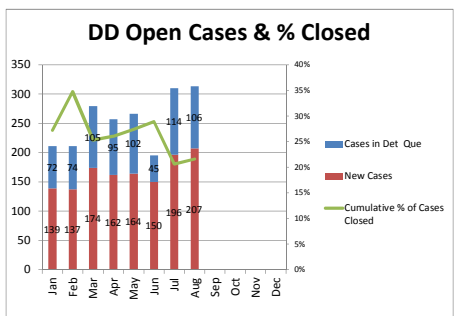
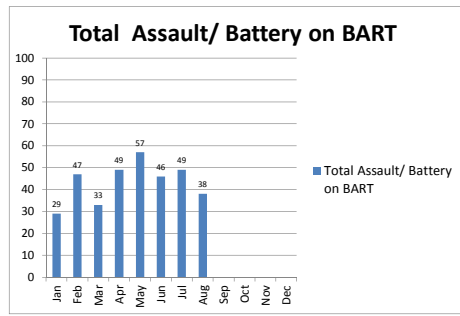
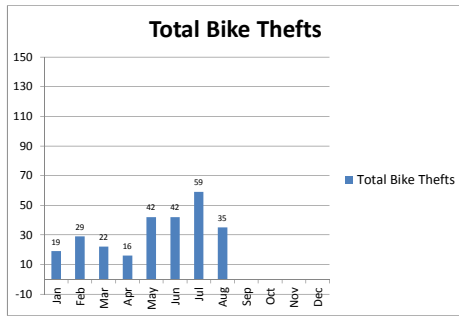
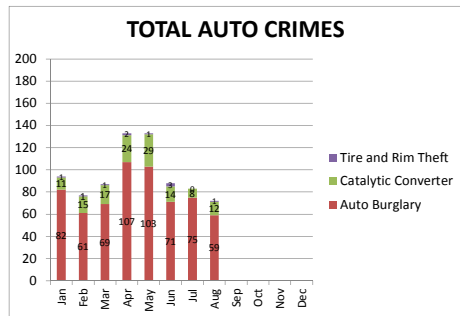
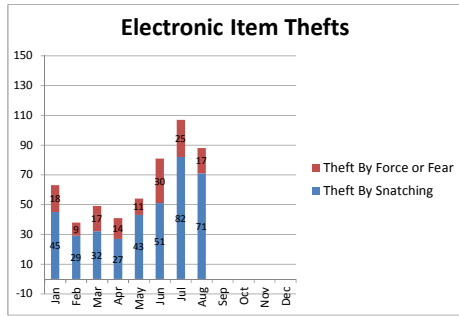
Most Frequent 2017
2018 Current Month

Most Frequent all of 2017
2017 YEAR

Hayward
Pleasant Hill
Coliseum
West Oakland
Richmond

Coliseum
Bay Fair
West Oakland
Fruitvale
East Dublin

This list was obtained by adding the highest totals listed in the Part 1 crimes data.



PART 1 CRIMES	2017	YTD Aug		% change from '17
		2017	2018	
Homicide	0	0	2	200%
Rape	0	5	3	-40%
Robbery	49	132	126	-5%
Aggravated Assault	22	44	63	43%
Violent Crime Subtotal	71	181	194	7%
Burglary (Not Including Auto)	5	5	7	40%
Larceny	251	932	872	-6%
Auto Theft	2	197	144	-27%
Arson	0	1	2	100%
Property Crime Subtotal	258	1135	1025	-10%
TOTAL	329	1316	1219	-7%

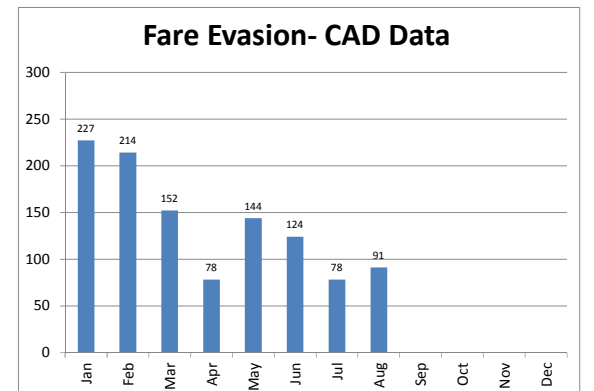
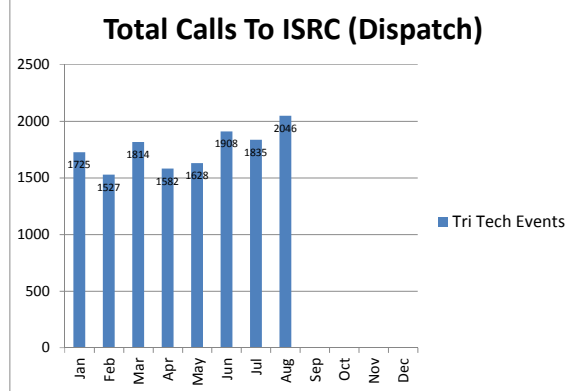
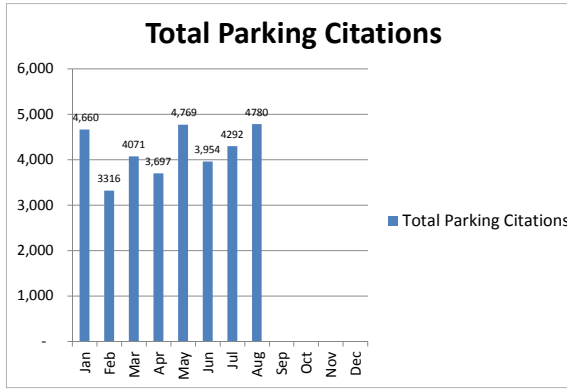
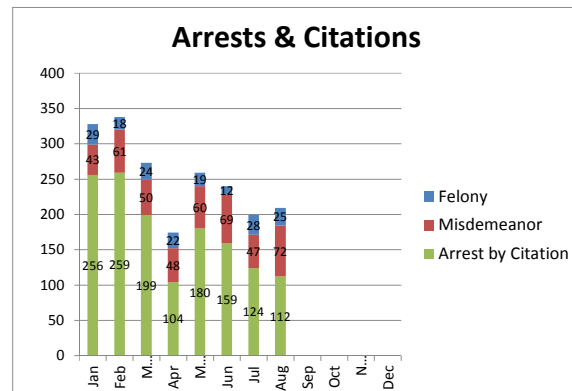
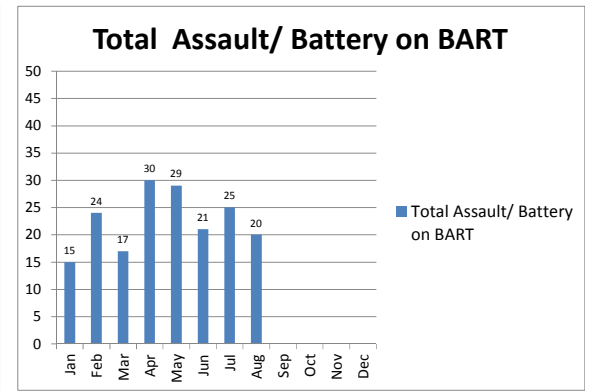
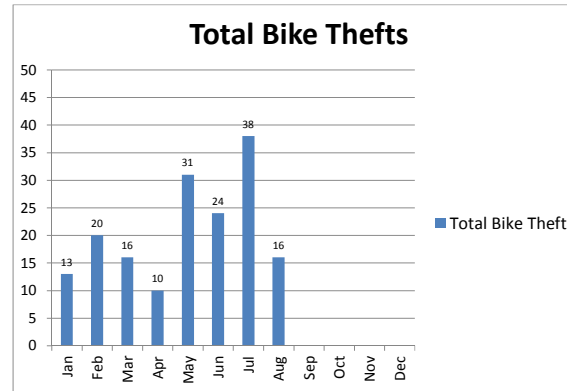
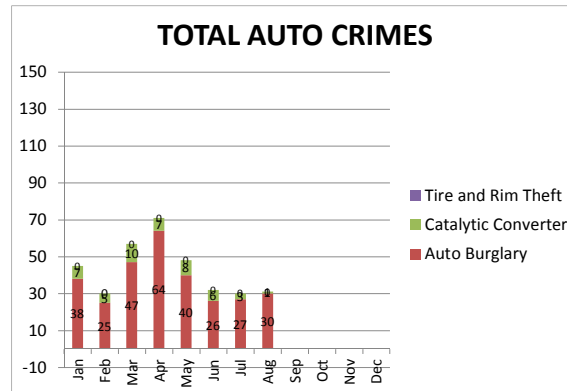
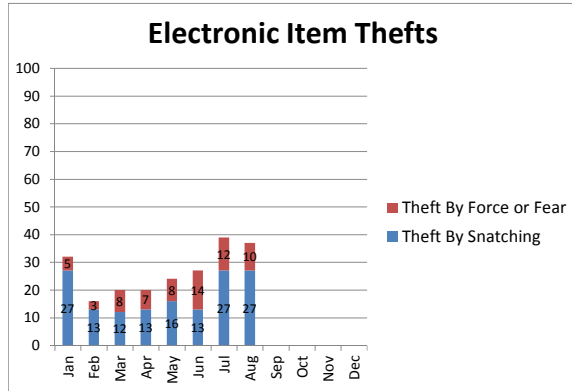


BART Police Performance Measurements

Alameda County Crime Statistics

August 2018

Disclaimer--**The data is drawn from the BART Police Department TriTech computer database, and they are unaudited. The numbers may not match the official monthly totals reported to the FBI through the Uniform Crime Reporting (UCR) program. Late reporting, the reclassification or unbounding of crimes, can affect crime statistics. The statistics contained in the on the Performance Measurements are [subject to change , updates, and corrections.](#) **



PART 1 CRIMES	2017	YTD August		% change from '17
		2017	2018	
Homicide	0	0	1	100%
Rape	0	1	0	-100%
Robbery	49	29	22	-24%
Aggravated Assault	22	13	18	38%
Violent Crime Subtotal	71	43	41	-5%
Burglary (Not Including Auto)	5	1	1	0%
Larceny	251	427	457	7%
Auto Theft	2	81	96	19%
Arson	0	2	1	-50%
Property Crime Subtotal	258	511	555	9%
TOTAL	329	554	596	8%

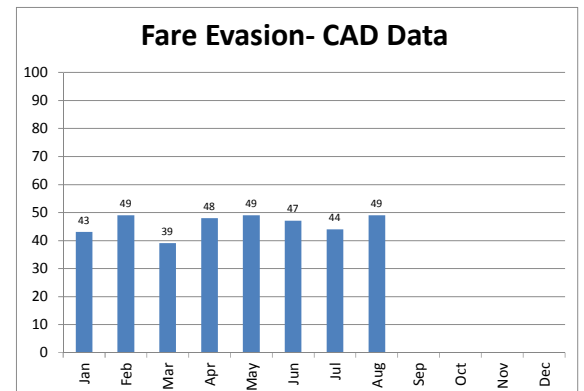
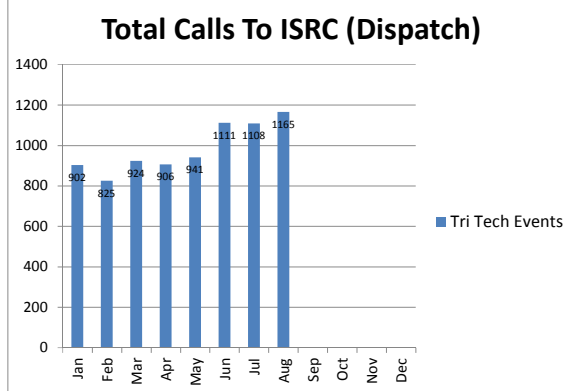
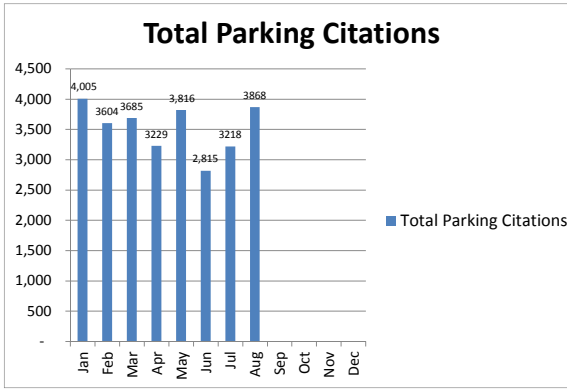
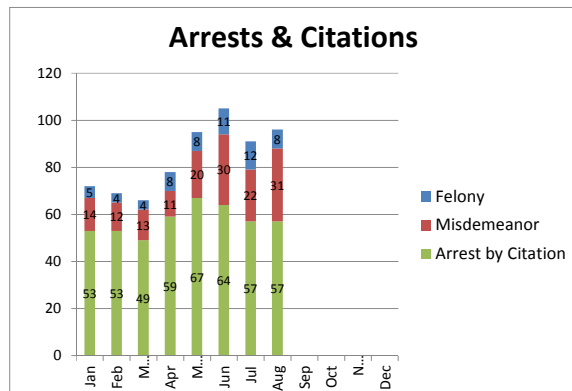
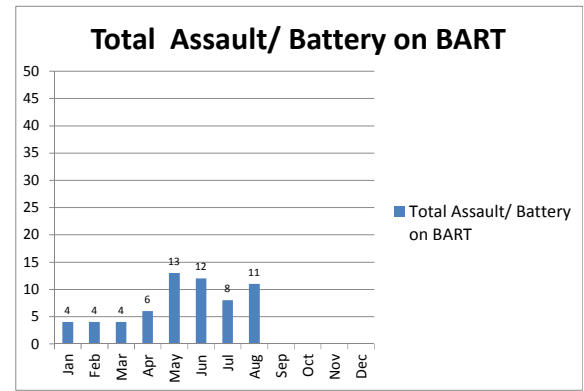
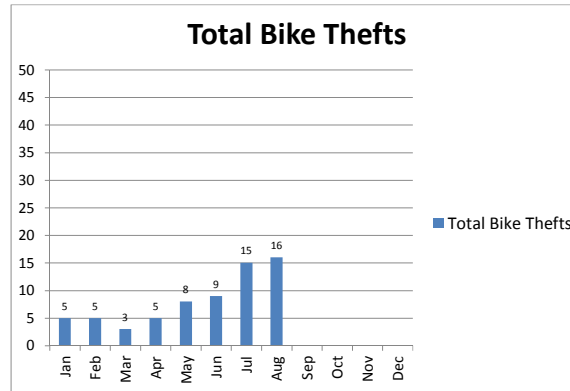
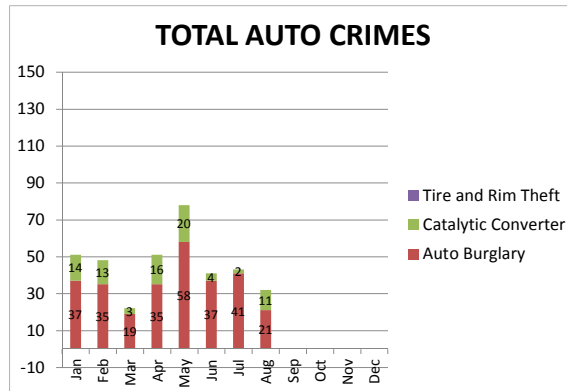
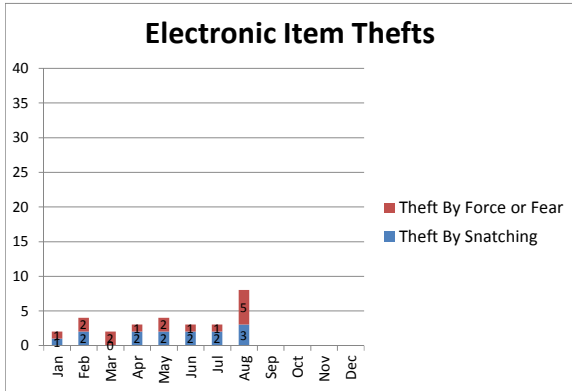


BART Police Performance Measurements

Contra Costa County Crime Statistics

August 2018

Disclaimer--**The data is drawn from the BART Police Department TriTech computer database, and they are unaudited. The numbers may not match the official monthly totals reported to the FBI through the Uniform Crime Reporting (UCR) program. Late reporting, the reclassification or unbounding of crimes, can affect crime statistics. The statistics contained in the on the Performance Measurements are [subject to change, updates, and corrections.](#) **



PART 1 CRIMES	2017	YTD August		% change from '17
		2017	2018	
Homicide	0	0	0	0%
Rape	0	0	0	0%
Robbery	49	29	61	110%
Aggravated Assault	22	16	11	-31%
Violent Crime Subtotal	71	45	72	60%
Burglary (Not Including Auto)	5	4	4	0%
Larceny	251	155	283	83%
Auto Theft	2	2	1	-50%
Arson	0	0	0	0%
Property Crime Subtotal	258	161	288	79%
TOTAL	329	206	360	75%

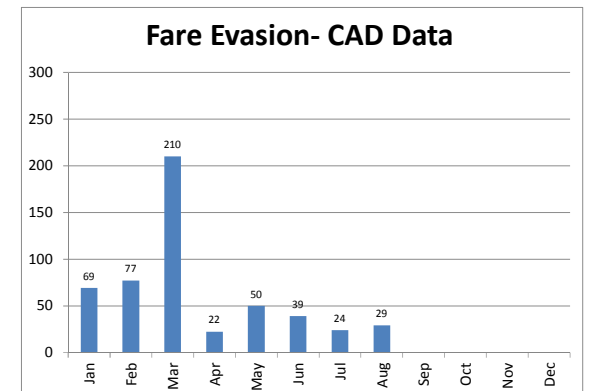
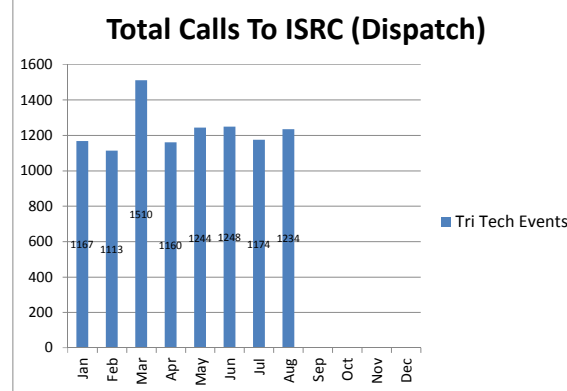
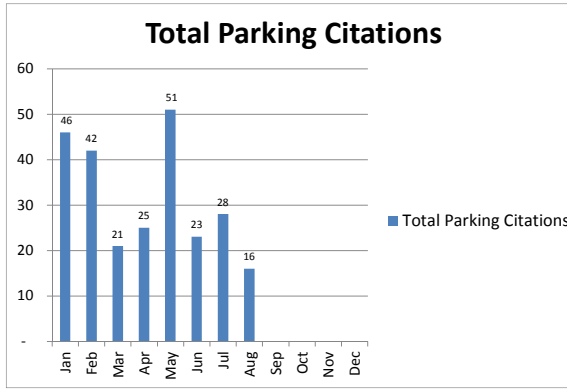
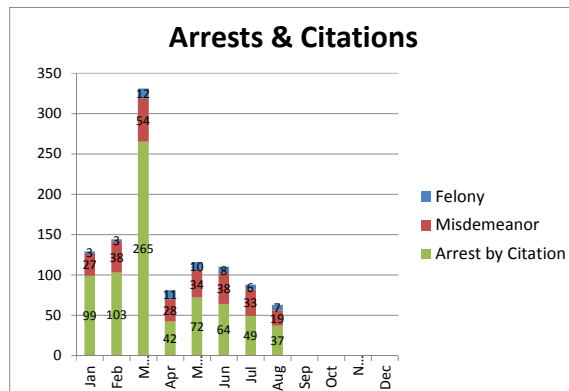
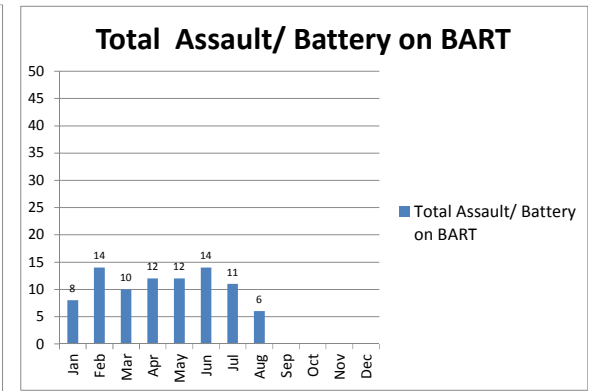
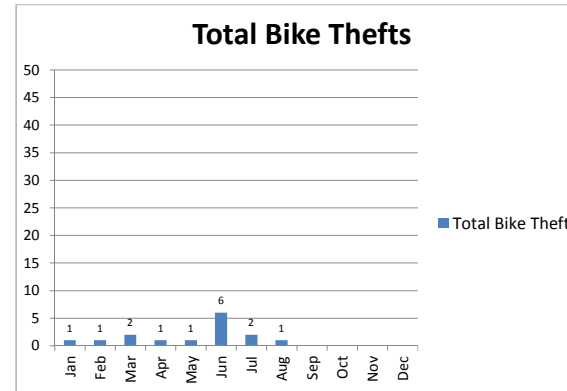
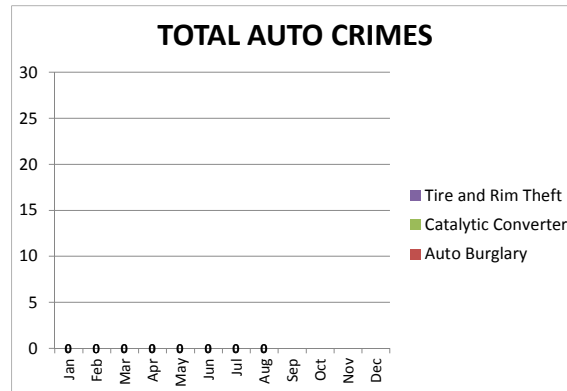
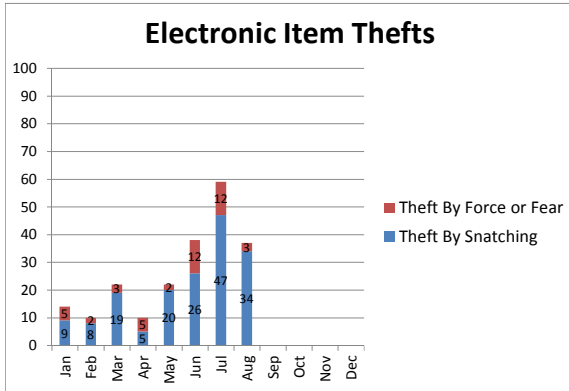


BART Police Performance Measurements

San Francisco County Crime Statistics

August 2018

Disclaimer--**The data is drawn from the BART Police Department TriTech computer database, and they are unaudited. The numbers may not match the official monthly totals reported to the FBI through the Uniform Crime Reporting (UCR) program. Late reporting, the reclassification or unbounding of crimes, can affect crime statistics. The statistics contained in the on the Performance Measurements are [subject to change, updates, and corrections.](#) **



PART 1 CRIMES	2017	YTD Aug		% change from '17
		2017	2018	
Homicide	0	0	0	0%
Rape	1	1	0	-100%
Robbery	15	11	4	-64%
Aggravated Assault	5	4	3	-25%
Violent Crime Subtotal	21	16	7	-56%
Burglary (Not Including Auto)	1	0	0	0%
Larceny	193	151	114	-25%
Auto Theft	19	16	16	0%
Arson	0	0	0	0%
Property Crime Subtotal	213	167	130	-22%
TOTAL	234	183	137	-25%

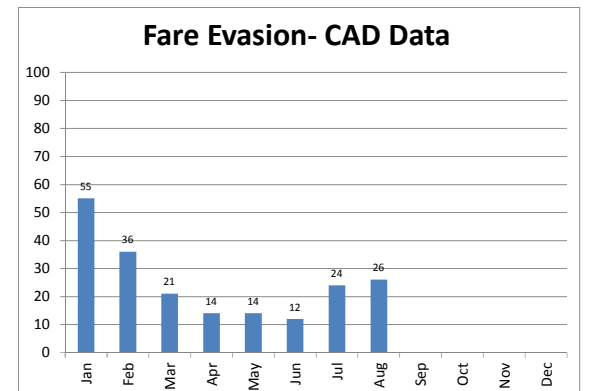
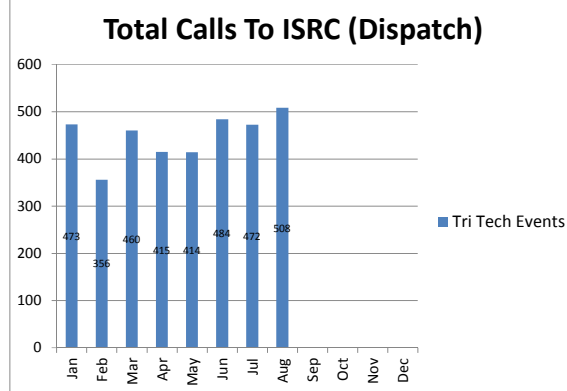
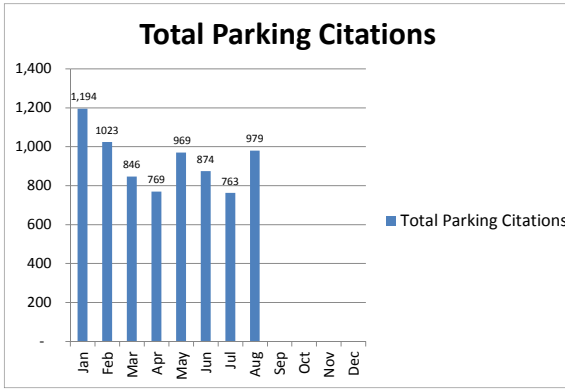
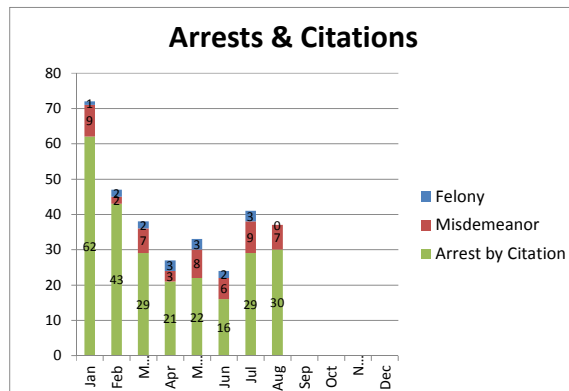
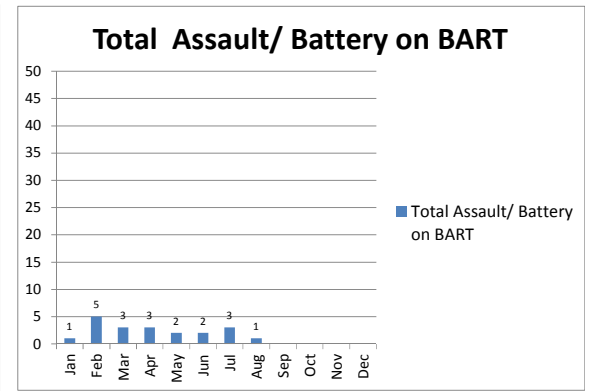
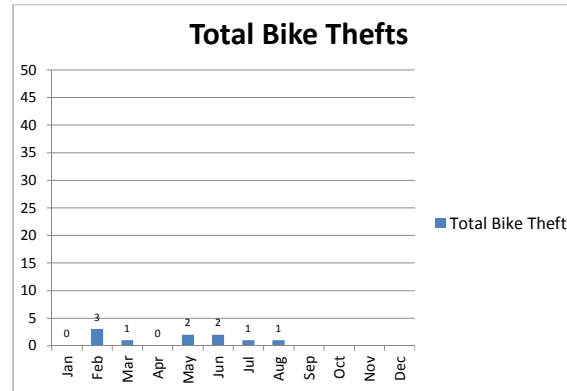
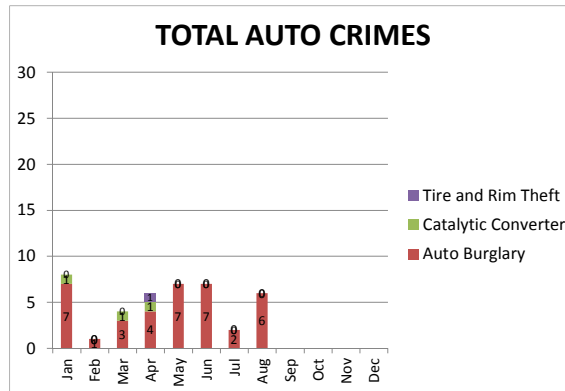
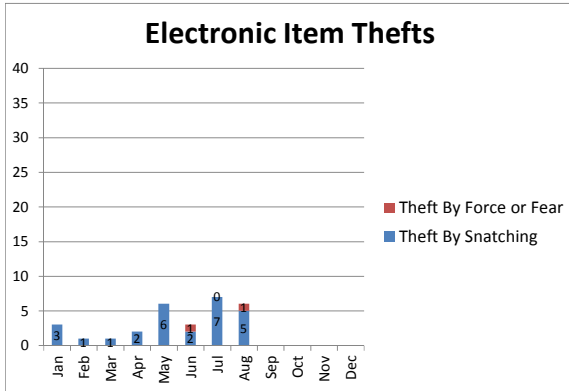


BART Police Performance Measurements

San Mateo County Crime Statistics

August 2018

Disclaimer--**The data is drawn from the BART Police Department TriTech computer database, and they are unaudited. The numbers may not match the official monthly totals reported to the FBI through the Uniform Crime Reporting (UCR) program. Late reporting, the reclassification or unbounding of crimes, can affect crime statistics. The statistics contained in the on the Performance Measurements are [subject to change, updates, and corrections.](#) **



Enforcement Contacts - 2018

	Jan	Feb	Mar	Apr	May	Jun	Jul	Aug	Sep	Oct	Nov	Dec	YTD
Felony Arrest	38	26	41	43	38	33	50	41					310
YTD 2018	38	64	105	148	186	219	269	310					
Misd. Arrest	88	109	123	90	117	142	108	127					904
YTD 2018	88	197	320	410	527	669	777	904					
Cite & Release	396	405	457	175	280	235	199	236					2,383
YTD 2018	396	801	1,258	1,433	1,713	1,948	2,147	2,383					
Field Interview	512	581	581	476	527	513	491	605					4,286
YTD 2018	512	1,093	1,674	2,150	2,677	3,190	3,681	4,286					

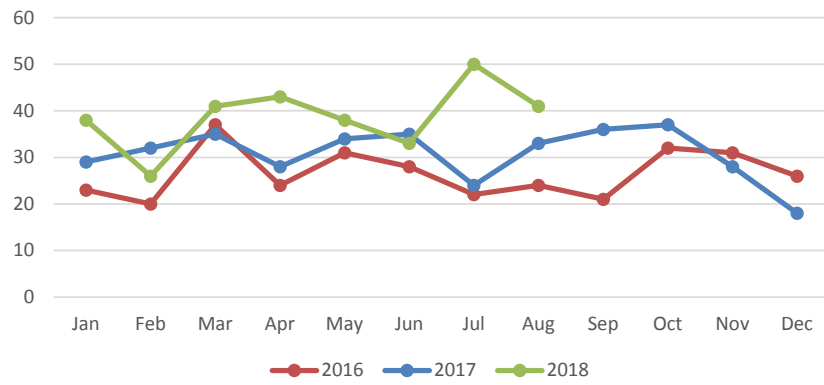
Enforcement Contacts - 2017

	Jan	Feb	Mar	Apr	May	Jun	Jul	Aug	Sep	Oct	Nov	Dec	YTD
Felony Arrest	29	32	35	28	34	35	24	33	36	37	28	18	369
YTD 2017	29	61	96	124	158	193	217	250	286	323	351	369	
Misd. Arrest	96	82	112	100	109	107	106	137	129	142	131	104	1,355
YTD 2017	96	178	290	390	499	606	712	849	978	1,120	1,251	1,355	
Cite & Release	356	578	355	252	222	155	261	654	385	730	287	200	4,435
YTD 2017	356	934	1,289	1,541	1,763	1,918	2,179	2,833	3,218	3,948	4,235	4,435	
Field Interview	175	336	322	349	418	336	348	545	749	646	508	466	5,198
YTD 2017	175	511	833	1,182	1,600	1,936	2,284	2,829	3,578	4,224	4,732	5,198	

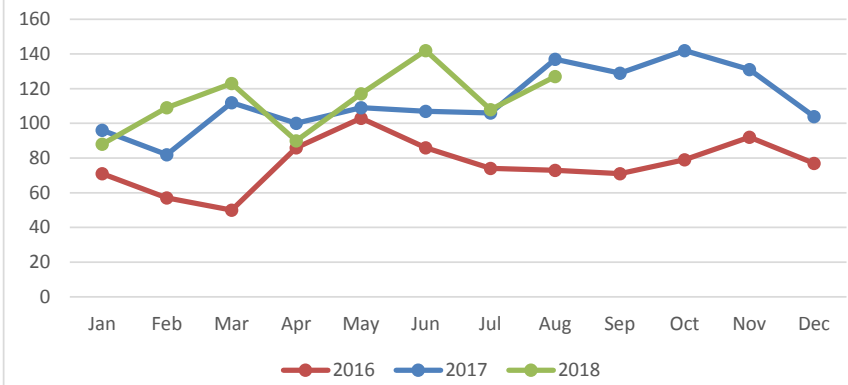
Enforcement Contacts - 2016

	Jan	Feb	Mar	Apr	May	Jun	Jul	Aug	Sep	Oct	Nov	Dec	YTD
Felony Arrest	23	20	37	24	31	28	22	24	21	32	31	26	319
YTD 2016	23	43	80	104	135	163	185	209	230	262	293	319	
Misd. Arrest	71	57	50	86	103	86	74	73	71	79	92	77	919
YTD 2016	71	128	178	264	367	453	527	600	671	750	842	919	
Cite & Release	424	538	443	195	591	195	314	162	239	229	229	246	3,805
YTD 2016	424	962	1,405	1,600	2,191	2,386	2,700	2,862	3,101	3,330	3,559	3,805	
Field Interview	175	501	219	469	482	422	350	490	372	425	444	355	4,704
YTD 2016	175	676	895	1,364	1,846	2,268	2,618	3,108	3,480	3,905	4,349	4,704	

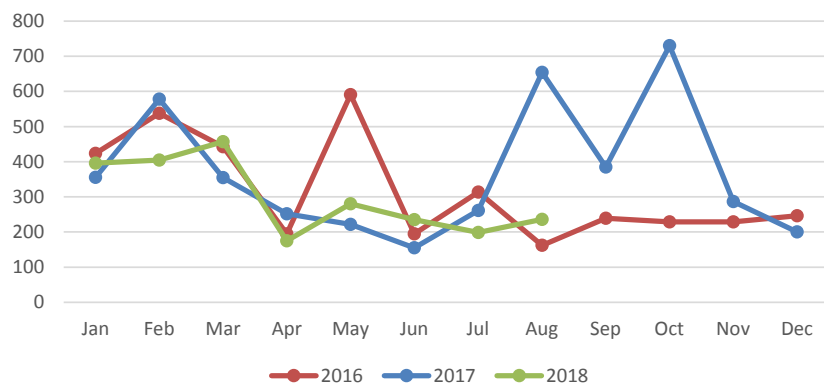
Felony Arrests



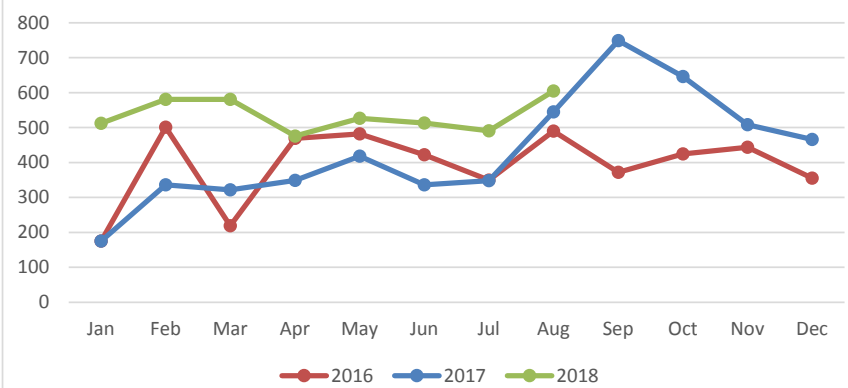
Misdemeanor Arrests



Cite & Release



Field Interviews



Parking Enforcement - 2018

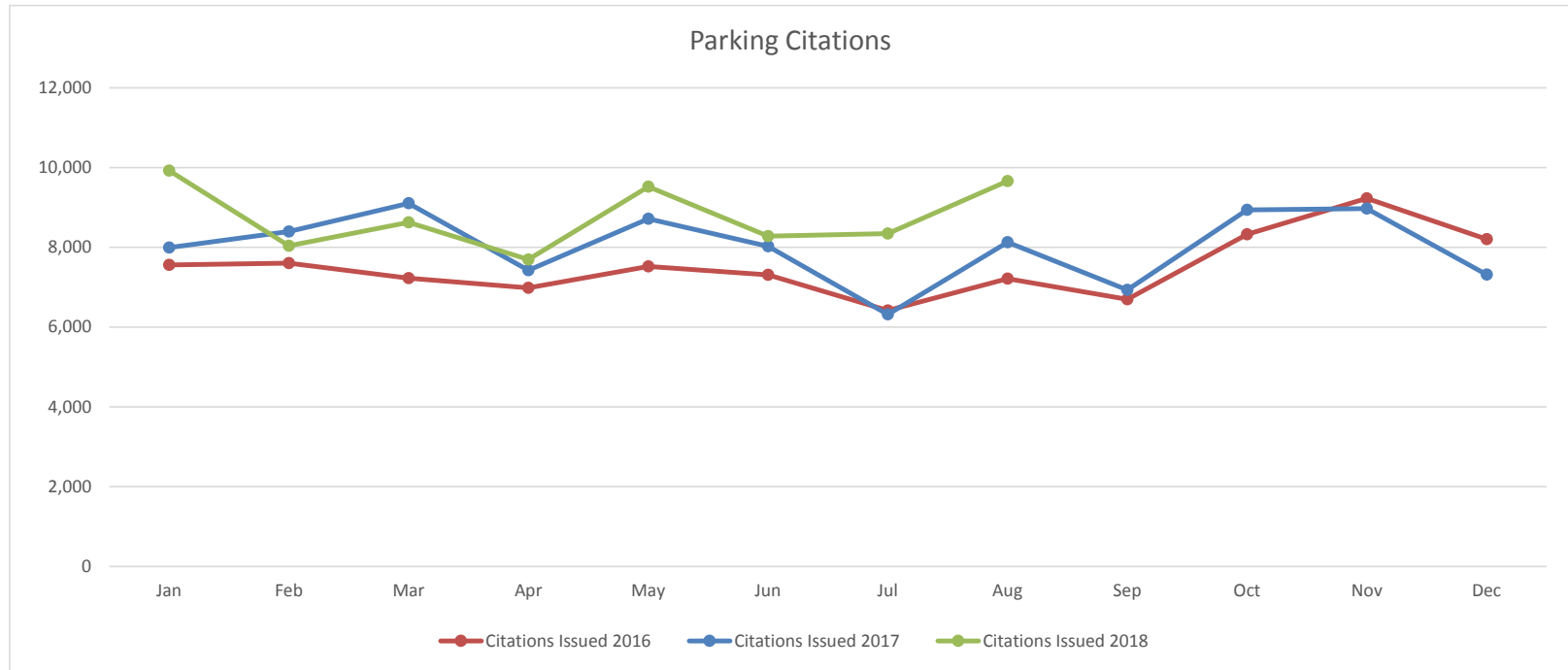
	Jan	Feb	Mar	Apr	May	Jun	Jul	Aug	Sep	Oct	Nov	Dec	YTD
Citations Issued	9,925	8,042	8,629	7,697	9,520	8,281	8,344	9,661					70,099
YTD 2018	9,925	17,967	26,596	34,293	43,813	52,094	60,438	70,099					
Contested	2,121	1,808	2,152	1,782	1,827	2,053	1,958	2,211					15,912
YTD 2018	2,121	3,929	6,081	7,863	9,690	11,743	13,701	15,912					
Dismissed	1,502	1,200	1,448	1,160	1,152	1,294	1,223	1,438					10,417
YTD 2018	1,502	2,702	4,150	5,310	6,462	7,756	8,979	10,417					

Parking Enforcement - 2017

	Jan	Feb	Mar	Apr	May	Jun	Jul	Aug	Sep	Oct	Nov	Dec	YTD
Citations Issued	7,997	8,400	9,104	7,424	8,716	8,028	6,318	8,131	6,933	8,939	8,973	7,316	96,279
YTD 2017	7,997	16,397	25,501	32,925	41,641	49,669	55,987	64,118	71,051	79,990	88,963	96,279	
Contested	1,324	1,673	1,761	1,796	1,912	1,681	1,587	1,734	1,578	1,793	1,556	2,116	20,511
YTD 2017	1,324	2,997	4,758	6,554	8,466	10,147	11,734	13,468	15,046	16,839	18,395	20,511	
Dismissed	821	1,000	1,136	1,223	1,288	1,070	998	1,115	937	1,107	940	1,375	13,010
YTD 2017	821	1,821	2,957	4,180	5,468	6,538	7,536	8,651	9,588	10,695	11,635	13,010	

Parking Enforcement - 2016

	Jan	Feb	Mar	Apr	May	Jun	Jul	Aug	Sep	Oct	Nov	Dec	YTD
Citations Issued	7,559	7,608	7,225	6,988	7,521	7,312	6,419	7,218	6,698	8,326	9,229	8,205	90,308
YTD 2016	7,559	15,167	22,392	29,380	36,901	44,213	50,632	57,850	64,548	72,874	82,103	90,308	
Contested	1,211	1,297	1,112	938	1,289	1,248	1,179	1,063	979	1,259	1,433	1,139	14,147
YTD 2016	1,211	2,508	3,620	4,558	5,847	7,095	8,274	9,337	10,316	11,575	13,008	14,147	
Dismissed	722	788	688	738	847	772	668	649	602	690	855	733	8,752
YTD 2016	722	1,510	2,198	2,936	3,783	4,555	5,223	5,872	6,474	7,164	8,019	8,752	



Warrant Arrests

	Jan	Feb	Mar	Apr	May	Jun	Jul	Aug	Sep	Oct	Nov	Dec
2018												
BART Felony Warrants	2	1	3	0	2	1	2	2				
BART Misdemeanor Warrants	3	3	2	2	6	4	1	4				
O/S Felony Warrants	12	10	16	29	29	8	16	14				
O/S Misdemeanor Warrants	40	37	68	55	60	36	67	51				
Monthly Total	57	51	89	86	97	49	86	71				
YTD Total	57	108	197	283	380	429	515	586				
2017												
BART Felony Warrants	1	2	1	1	2	3	1	5	1	1	1	0
BART Misdemeanor Warrants	6	4	3	5	9	2	6	17	10	3	8	3
O/S Felony Warrants	20	19	20	18	18	15	10	9	18	16	14	6
O/S Misdemeanor Warrants	39	40	53	53	54	44	52	53	48	74	60	36
Monthly Total	66	65	77	77	83	64	69	84	77	94	83	45
YTD Total	66	131	208	285	368	432	501	585	662	756	839	884
2016												
BART Felony Warrants	0	0	0	1	0	0	0	0	0	0	1	1
BART Misdemeanor Warrants	11	18	8	3	3	4	0	0	0	0	2	3
O/S Felony Warrants	16	28	23	12	6	9	15	12	8	20	17	11
O/S Misdemeanor Warrants	53	35	35	34	48	35	41	32	30	28	33	62
Monthly Total	80	81	66	50	57	48	56	44	38	48	53	77
YTD Total	80	161	227	277	334	382	438	482	520	568	621	698



San Francisco Bay Area Rapid Transit Police Department Criminal Investigations Section Monthly Summary Report August, 2018

Detective Assignments

Total number of cases assigned to detectives during the month	Number of cases that are still being investigated by detectives	Number of cases that all current leads have been exhausted	Number of cases that were sent to the district attorney's offices for a review	Number of cases that the district attorney's offices has not made a final disposition	Number of cases that were charged/probation violation by the district attorney	Number of cases that were not charged by the district attorney's offices	Percentage of cases that the district attorney's offices filed charges	Total number of cases that are assigned to a detective as of Sept 10, 2018
207	106	8	92	43	32	17	35%	129

Submitted By: Sgt. J. Power S-49

Date: 09/10/2018

San Francisco Bay Area Rapid Transit Police Department

Criminal Investigations Section

August, 2018

Detective Closure Rate

	Total number of cases assigned to detectives previous 12 months (Sept 2017 - Aug 2018)	Number of cases that are still being investigated by detectives	Number of cases that all current leads have been exhausted	Percentage of cases that all current leads have been exhausted	Number of cases closed by arrest or identification of suspect	Percentage of cases closed by arrest or identification of suspect	Percentage of Open Cases
	2034	273	450	22%	1278	63%	13%
D39	215	21	41	19%	150	70%	10%
D51	310	62	46	15%	198	64%	20%
D75	166	8	21	13%	130	78%	5%
D31	391	17	87	22%	283	72%	4%
D55	537	141	131	24%	260	48%	26%
D27	257	14	96	37%	139	54%	5%
D54	158	10	28	18%	118	75%	6%

CASES IN DETECTIVE QUEUE

	Total	Past 60 days
D39	5	
D51	45	11
D75	0	
D55	36	
D31	23	5
D27	7	
D54	12	

Submitted by: Sgt. John J. Power #S49
Date: Sept 10, 2018

D51 currently out on industrial leave. Cases to be re-assigned and cleared.

Assembly Bill 716 - 2018

	Jan	Feb	Mar	Apr	May	Jun	Jul	Aug	Sep	Oct	Nov	Dec	YTD
Prohibition Orders Issued	20	28	28	33	31	32	32	32					236
YTD 2018	20	48	76	109	140	172	204	236					

Assembly Bill 716 - 2017

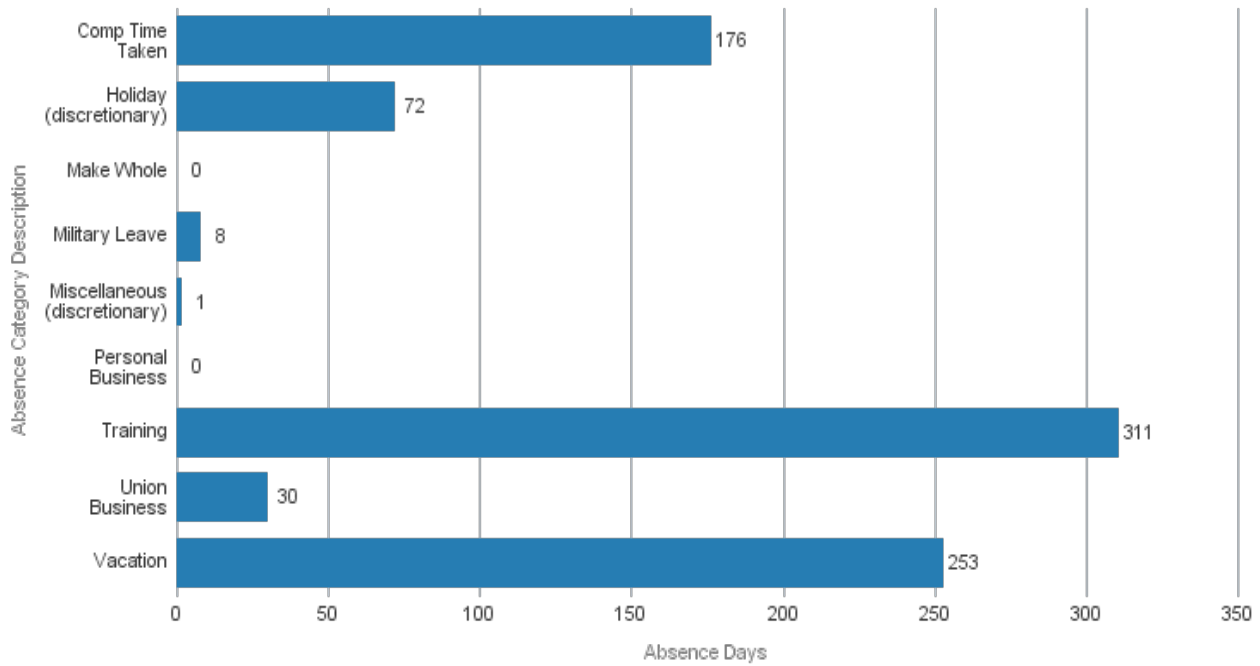
	Jan	Feb	Mar	Apr	May	Jun	Jul	Aug	Sep	Oct	Nov	Dec	YTD
Prohibition Orders Issued	18	18	30	27	37	30	24	21	27	31	38	14	315
YTD 2017	18	36	66	93	130	160	184	205	232	263	300	315	

Assembly Bill 716 - 2016

	Jan	Feb	Mar	Apr	May	Jun	Jul	Aug	Sep	Oct	Nov	Dec	YTD
Prohibition Orders Issued	21	16	22	17	39	23	20	25	19	31	24	19	276
YTD 2016	21	37	59	76	115	138	158	183	202	233	257	276	

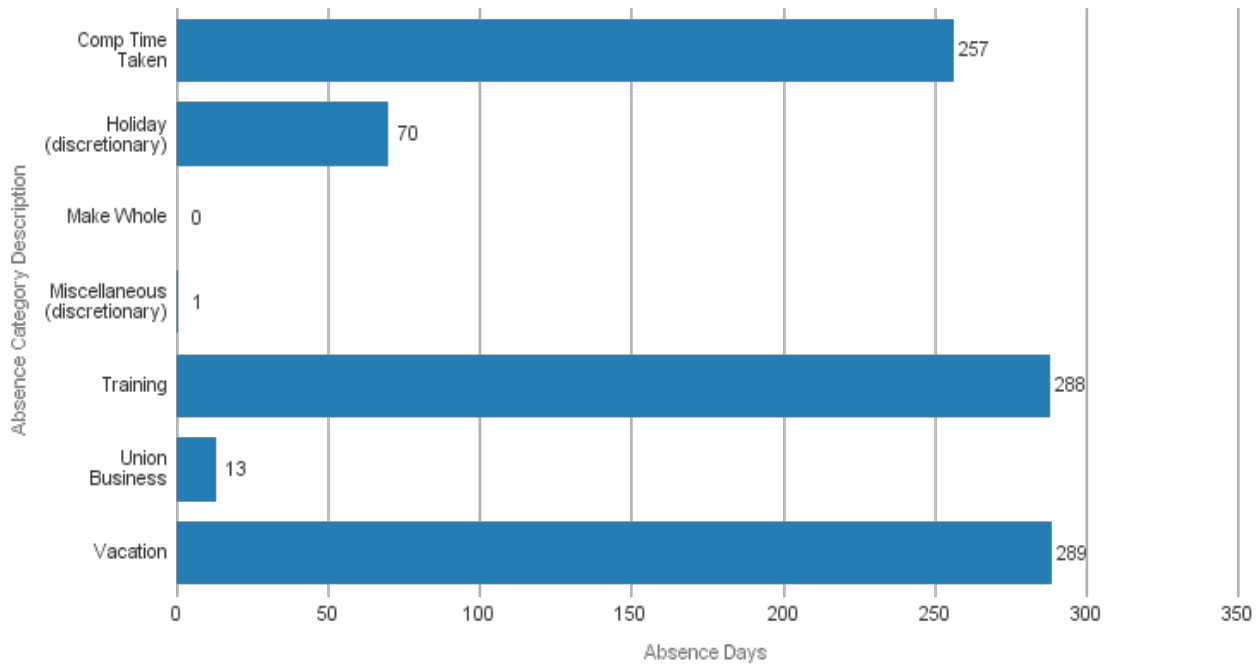


Scheduled Absence Overview - August 2018



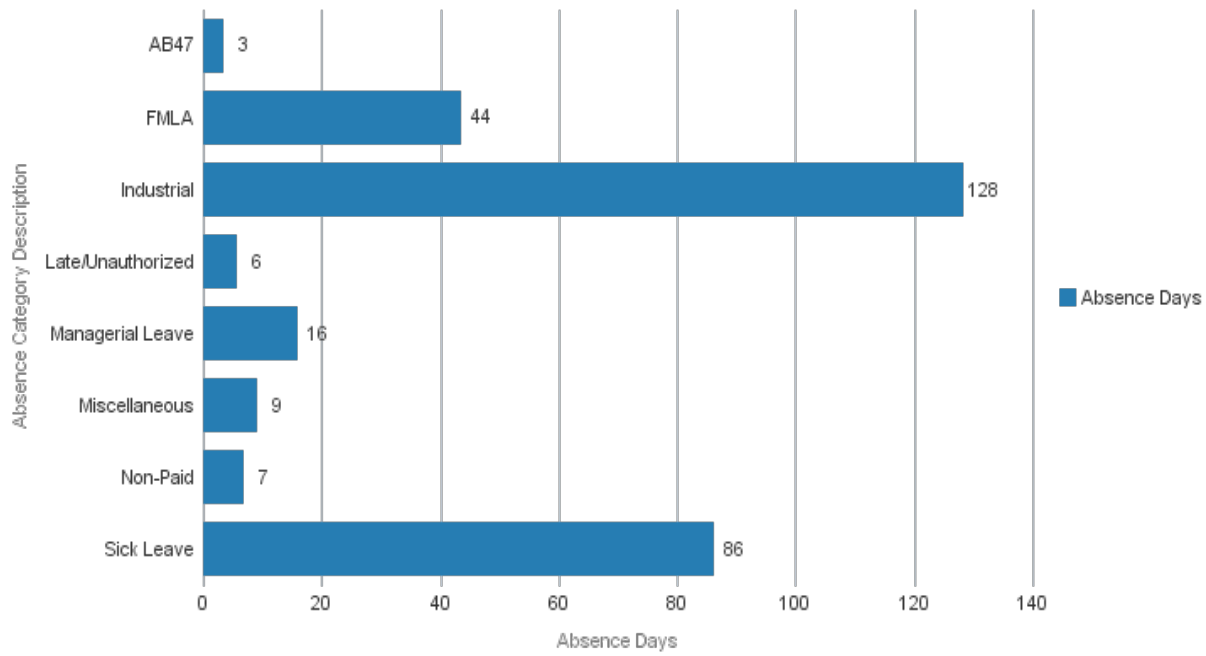
Absence Category Description	Absence Hours	Absence Days	% Total
Comp Time Taken	1,787	176	21%
Holiday (discretionary)	738	72	8%
Make Whole	2	0	0%
Military Leave	96	8	1%
Miscellaneous (discretionary)	16	1	0%
Personal Business	0	0	0%
Training	2,851	311	37%
Union Business	334	30	4%
Vacation	2,460	253	30%
Grand Total	8,284	852	100%

Scheduled Absence Overview - August 2017



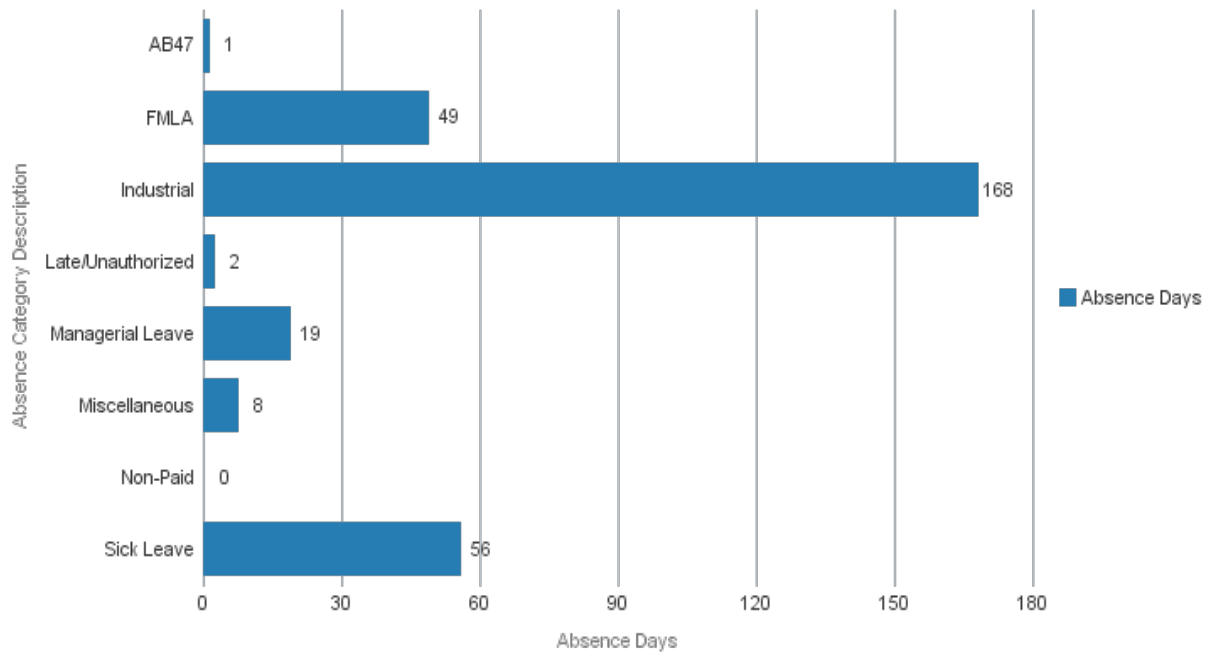
Absence Category Description	Absence Hours	Absence Days	% Total
Comp Time Taken	2,614	257	28%
Holiday (discretionary)	688	70	8%
Make Whole	2	0	0%
Miscellaneous (discretionary)	8	1	0%
Training	2,718	288	31%
Union Business	136	13	1%
Vacation	2,804	289	31%
Grand Total	8,970	918	100%

Unscheduled Absence Overview - August 2018



Absence Category Description	Absence Hours	Absence Days	% Total
AB47	32	3	1%
FMLA	442	44	15%
Industrial	1,290	128	43%
Late/Unauthorized	59	6	2%
Managerial Leave	160	16	5%
Miscellaneous	80	9	3%
Non-Paid	69	7	2%
Sick Leave	895	86	29%
Grand Total	3,027	299	100%

Unscheduled Absence Overview - August 2017



Absence Category Description	Absence Hours	Absence Days	% Total
AB47	16	1	0%
FMLA	470	49	16%
Industrial	1,773	168	55%
Late/Unauthorized	24	2	1%
Managerial Leave	193	19	6%
Miscellaneous	82	8	2%
Non-Paid	2	0	0%
Sick Leave	546	56	18%
Grand Total	3,106	304	100%

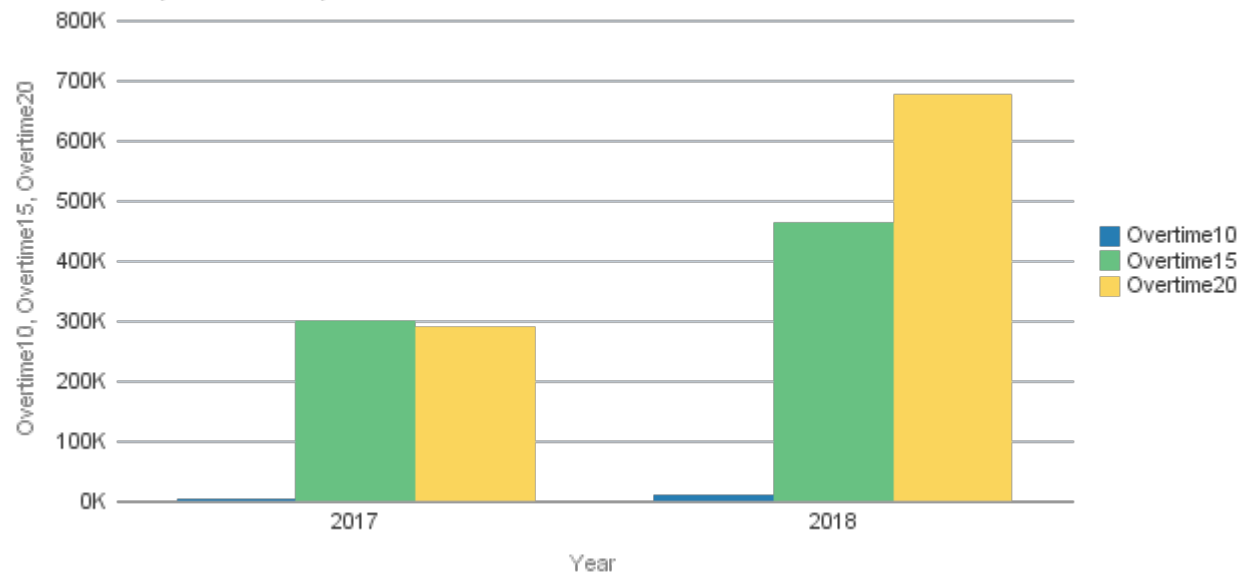
BART PD OVERTIME MONTHLY REPORT

August 2018

Activity Name	Activity ID	2017			2018		
		Overtime10	Overtime15	Overtime20	Overtime10	Overtime15	Overtime20
Admin	ADMIN	0	131	0	0	1,066	0
Admin Pool CapRR	ADMIN	0	131	0	0	1,066	0
AdminSuppor to be allocated	ADMIN	0	131	0	0	1,066	0
Administration	ADMIN	0	131	0	0	1,066	0
Adv Officer Training	ADVOF	358	7,919	2,894	0	2,851	2,575
BART Labor	BLABR	0	218	0	0	0	6,592
BF OT Discr Day BPD	BFDSC	0	1,002	4,362	0	1,871	2,437
BF OT Industrial Leave BPD	BFILV	0	6,389	7,002	306	11,594	35,516
BF OT Minimum Rest	BFRST	0	1,160	1,575	0	999	0
BF OT Patrol TRN	BFTRN	0	2,421	914	0	916	2,276
BF OT Recovery Day	BFRCV	0	7,392	23,533	0	367	6,717
BF OT Training BPD	BFTRN	0	2,421	914	0	916	2,276
BF OT Vacancy BPD	BFVCN	239	12,485	32,370	0	24,992	35,108
BF OT Vacation BPD	BFVAC	31	33,551	56,916	970	37,326	76,420
BF Sick/FMLA/Brvment	BFSLV	0	7,236	12,063	0	6,217	10,813
Backfill for Negotiations	BCKFL	0	0	0	0	0	1,423
Boardroom Security	BRDRM	0	722	2,751	0	0	768
Bus Bridge Services	BUA15	0	0	0	0	751	0
COPPS Project/Event	COPPS	0	4,762	731	0	4,026	0
Calendar Year 2017	CY2017	0	1,611	970	0	0	0
Calendar Year 2018	CY2018	0	0	0	0	1,701	1,430
Civil Unrest	PRTST	0	1,913	2,278			
Coliseum Events	CEOPS	498	16,296	25,019	0	10,781	3,004
Court Appearance	COURT	0	942	0	0	173	767
Crowd Ctrl for Spec	CROWD	0	1,339	1,542			
Detectives Unit OT	INVST	0	2,232	1,030	0	3,878	2,856
E-BART SECURITYTY	EBSEC	0	0	0	0	5,217	8,361
EMS/OWS Pltfrm Detail	PLTFM	230	10,357	9,144	0	6,650	1,450
Evidence Collection	EVIDN	0	124	0	0	550	0

Explorer Advisors	EXPLR	0	805	0	1	613	0
Final Design	FDSGN	0	1,189	562	106	14,197	18,108
Held Over/Late Case	HLDOV	0	17,932	915	0	11,988	2,538
Hiring	HIRNG	0	0	401	0	0	0
Honor Guard Detail	HONOR	0	0	0	0	749	736
IA Unit Overtime	IAUNT	0	4,687	5,602	0	234	0
K-9 Team Training	K9TTR	0	718	0	356	503	0
Labor Negotiations	LBRNG	0	0	0	0	756	0
Meeting Attendance	MTNGS	0	6,168	1,056	0	864	239
Mgr of Sec Programs	SECPR	0	2,180	1,329	0	5,294	83
Operating	OPRTN	928	25,643	15,083	1,308	25,467	34,192
P&T Unit Overtime	PTUNT	792	15,505	13,157	1,538	22,486	13,186
Platform Installation	PLTIN	0	0	0	0	345	0
Police Admin OT	PADMN	0	19,834	1,003	0	16,214	4,585
Ptrl Special Enforcement	SPECL	352	56,607	41,163	3,700	225,939	379,746
Raiders - Walkway	RAIDR	0	3,701	2,945	0	0	0
Raiders Game Cleanup	RAIDR	0	3,701	2,945	0	0	0
Range Staff Training	RANGE	98	913	0	0	0	0
Rev Protection Unit OT	RVPRT	0	5,484	4,647	0	0	0
SF STA CLN SEC	DSFCS	0	0	0	0	7,388	6,309
SWAT Team Expenses	SWATT	0	0	939	0	458	582
SWAT Team Training	SWATT	0	0	939	0	458	582
Special Events	SPEVN	0	745	0	0	0	0
Training	TRNGG	0	1,081	432	0	0	1,018
Training Other	TRNOT	1	8,107	8,428	0	62	3,283
Union Business	UNBUS	0	0	916	587	2,863	11,270
Urban Shield	URBAN	0	466	664	0	0	0
Total		3,528	298,481	289,131	8,873	462,917	677,246

August**591,140****1,149,036**

Overtime10, Overtime15, Overtime20

Communications Center - 2018

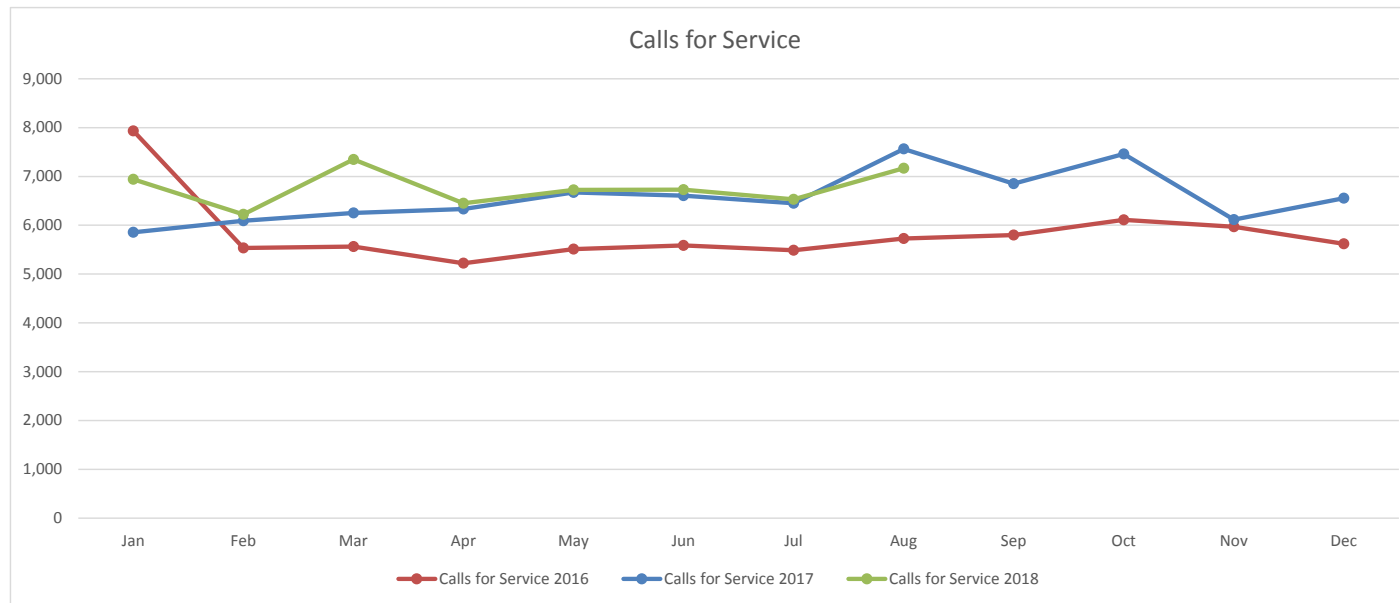
	Jan	Feb	Mar	Apr	May	Jun	Jul	Aug	Sep	Oct	Nov	Dec	YTD
Calls for Service	6,941	6,222	7,349	6,452	6,724	6,729	6,529	7,168					54,114
YTD 2018	6,941	13,163	20,512	26,964	33,688	40,417	46,946	54,114					
Priority 1 Calls	192	180	183	214	214	216	223	202					1,624
YTD 2018	192	372	555	769	983	1,199	1,422	1,624					
Medical Emergencies	414	310	344	373	386	375	341	405					2,948
YTD 2018	414	724	1,068	1,441	1,827	2,202	2,543	2,948					

Communications Center - 2017

	Jan	Feb	Mar	Apr	May	Jun	Jul	Aug	Sep	Oct	Nov	Dec	YTD
Calls for Service	5,855	6,093	6,250	6,331	6,670	6,605	6,448	7,562	6,850	7,460	6,117	6,553	78,794
YTD 2017	5,855	11,948	18,198	24,529	31,199	37,804	44,252	51,814	58,664	66,124	72,241	78,794	
Priority 1 Calls	214	192	194	182	209	234	210	185	174	204	154	176	2,328
YTD 2017	214	406	600	782	991	1,225	1,435	1,620	1,794	1,998	2,152	2,328	
Medical Emergencies	425	327	357	344	367	385	376	344	356	387	387	463	4,518
YTD 2017	425	752	1,109	1,453	1,820	2,205	2,581	2,925	3,281	3,668	4,055	4,518	

Communications Center - 2016

	Jan	Feb	Mar	Apr	May	Jun	Jul	Aug	Sep	Oct	Nov	Dec	YTD
Calls for Service	7,934	5,536	5,563	5,221	5,511	5,587	5,488	5,726	5,797	6,111	5,970	5,621	70,065
YTD 2016	7,934	13,470	19,033	24,254	29,765	35,352	40,840	46,566	52,363	58,474	64,444	70,065	
Priority 1 Calls	177	151	171	154	177	156	180	181	177	178	178	157	2,037
YTD 2016	177	328	499	653	830	986	1,166	1,347	1,524	1,702	1,880	2,037	
Medical Emergencies	305	277	334	315	305	304	281	278	334	313	307	389	3,742
YTD 2016	305	582	916	1,231	1,536	1,840	2,121	2,399	2,733	3,046	3,353	3,742	



BART Watch - 2018

	Jan	Feb	Mar	Apr	May	Jun	Jul	Aug	Sep	Oct	Nov	Dec	YTD
Suspicious Activity	235	212	213	262	202	244	221	380					1,969
Crime in Progress	177	151	194	257	226	188	168	235					1,596
Illegally Parked Vehicle	24	24	16	38	10	19	35	24					190
Vandalism	60	68	102	67	75	111	47	103					633
Unattended Bag or Package	44	50	44	42	32	41	48	86					387
Sexual Assault/Lewd Behavior	36	71	52	29	47	37	60	49					381
Report a Crime Tip	60	44	51	54	40	55	60	88					452
Robbery/Theft	28	22	21	35	30	29	45	37					247
Unsecure Door	19	7	14	9	10	10	17	13					99
Disruptive Behavior	1167	1111	1408	1314	1367	1224	1114	1727					10,432
Panhandling	172	177	223	155	214	144	140	228					1,453
Total	2022	1937	2338	2262	2253	2102	1955						14,869

Total Downloads: 55,337

Total Reports Made

Anonymous: 39.76%

Non-Anonymous: 60.24%

Statistics

Statistics	Six Week Average	09/24-09/30	09/17-09/23	09/10-09/16	09/03-09/09	08/27-09/02	08/20-08/26
Alerts Sent	0.83	0	1	2	0	1	1
Description	<i>The total number of alerts sent.</i>						
Incoming Reports	443.50	462	475	422	381	463	458
Description	<i>The number of reports sent from users.</i>						
Replies to Reports	544.50	513	621	487	438	585	623
Description	<i>The number of replies sent to users from ELERTS EPICenter console.</i>						

Report Type	# of Reports (all time)	
Disruptive Behavior (A)	20224	42.38%
[none selected]	4837	10.14%
Panhandling (A)	4392	9.20%
Suspicious Activity (A)	4186	8.77%
Other (D)	3081	6.46%
Crime in Progress (A)	2879	6.03%
Panhandling or Disruptive Behavior (D)	1967	4.12%
Vandalism (A)	1589	3.33%
Unattended Bag or Package (A)	1190	2.49%
Report a Crime Tip (A)	969	2.03%
Illegally Parked Vehicle (A)	825	1.73%
Sexual Assault / Lewd Behavior (A)	756	1.58%
Robbery / Theft (A)	499	1.05%
Unsecure Door (A)	287	0.60%
Human Trafficking (A)	34	0.07%
Text a Tip (A)	10	0.02%
Total	47725	100 %
(A) Active Disabled (D)		

Identification	Total
Anonymous	39.75 %
Description	<i>Reports sent anonymously.</i>
Non-Anonymous	60.25 %
Description	<i>Reports sent non-anonymously.</i>

App Statistics (including tests)	
Total Messages (iOS)	60300
Description	<i>Reports and replies via iOS devices.</i>
Total Messages (Android)	29386
Description	<i>Reports and replies via Android devices.</i>
Total Messages (SMS)	4
Description	<i>Reports and replies via SMS.</i>

TEST-THIS IS ONLY A TEST	# of Reports (all time)
TEST Report Total	6980

Top SMS Users	
Phone Number	Number of Reports
5103685574	1
5109789702	1
5108215151	1
4849860547	1



Office of the
**INDEPENDENT
POLICE AUDITOR**

BAY AREA RAPID TRANSIT DISTRICT

MONTHLY REPORT

September 2018

Issue date: October 15, 2018

This report is filed pursuant to the BART Citizen Oversight Model, Chapter 1-05 (A), which requires the Office of the Independent Police Auditor (OIPA) to submit reports to the BART Police Citizen Review Board (BPCRB). This report provides information for the period **September 1, 2018 through September 30, 2018**.¹

The Quantitative Report includes all complaints received and administrative investigations initiated by both OIPA and the BART Police Department (BPD) Internal Affairs Bureau.

QUANTITATIVE REPORT

	Cases Filed ²	Open Cases ³	OIPA Investigations Concluded ⁴	Cases Appealed to OIPA ⁵	Cases Appealed by BPCRB ⁶
September 2017	12	31	1	0	0
October 2017	11	33	0	0	0
November 2017	11	32	0	1	0
December 2017	9	34	1	0	0
January 2018	7	32	0	0	0
February 2018	10	34	0	1	0
March 2018	6	35	1	0	0
April 2018	13	49	0	0	0
May 2018	6	51	1	0	0
June 2018	10	56	0	0	0
July 2018	8	54	0	0	0
August 2018	14	64	1	0	0
September 2018	9	69	1	0	0

TYPES OF CASES FILED

Citizen Complaints (Formal)	6
Informal Complaints ⁷	3
Administrative Investigations	0
TOTAL	9

CITIZEN COMPLAINTS RECEIVED PER DEPARTMENT⁸

OIPA	3
BART Police Department	3
TOTAL	6

COMPLAINTS/INVESTIGATIONS INITIATED DURING REPORTING PERIOD

During September 2018, **3 Citizen Complaints** were received by OIPA:

Complaint # (IA Case #)	Nature of Complaint	Action Taken	Days Elapsed Since Complaint Filed
1 (OIPA #18-37) (IA2018-077)	Officer #1: • Performance of Duty	OIPA initiated an investigation	38
2 (OIPA #18-38) (IA2018-084)	Officers #1-2: • Force	OIPA initiated an investigation.	17
3 (OIPA #18-30) (IA2018-085)	Officer #1: • Force	OIPA initiated an investigation.	17

During September 2018, **2 Citizen Complaints (Formal)** were received by BPD:

Complaint # (IA Case #)	Nature of Complaint	Action Taken	Days Elapsed Since Complaint Filed
1 (IA2018-080)	Employees #1-2: • Conduct Unbecoming	BPD initiated an investigation.	28
2 (IA2018-081)	Officer #1: • Conduct Unbecoming an Officer	BPD initiated an investigation.	18

During September 2018, **3 Informal Complaints** were received by BPD:

Complaint # (IA Case #)	Nature of Allegations	Action Taken	Days Elapsed Since Investigation Initiated
1 (IA2018-076)	Officer #1: • Courtesy	BPD initiated a Supervisor Referral. ⁹	40
2 (IA2018-078)	Officer #1: • Conduct Unbecoming an Officer	BPD initiated a Supervisor Referral.	35
3 (IA2018-082)	Employee #1: • Conduct Unbecoming	BPD initiated a Supervisor Referral.	17

COMPLAINTS/INVESTIGATIONS INITIATED DURING A PRIOR REPORTING PERIOD

During September 2018, **1 Citizen Complaint (Formal)** was received by BPD but not previously reported:

Complaint # (IA Case #)	Nature of Complaint	Action Taken	Days Elapsed Since Complaint Filed
1 (IA2018-079)	Officer #1: <ul style="list-style-type: none"> • Policy/Procedure • Conduct Unbecoming an Officer 	BPD initiated an investigation.	53

COMPLAINTS/INVESTIGATIONS CONCLUDED DURING REPORTING PERIOD

During September 2018, **1 Complaint Investigation** was concluded by OIPA:

Complaint # (OIPA Case #) (IA Case #)	Nature of Complaint	Disposition	Days Elapsed Since Complaint Filed	Days Taken to Complete Investigation
1 (OIPA #18-03) (IA2018-011)	Officer improperly detained complainant and was discourteous to complainant on the basis of race.	Officer #1: <ul style="list-style-type: none"> • Bias-Based Policing – Unfounded • Arrest or Detention – Exonerated • Courtesy – Unfounded 	245	206

During September 2018, **2 Citizen Complaints (Formal)** were concluded by BPD:

Complaint # (IA Case #)	Nature of Complaint	Disposition	Days Elapsed Since Complaint Filed	Days Taken to Complete Investigation
1 (IA2018-020)	Officer did not properly investigate a reported crime and was dismissive toward complainant	Officer #1: <ul style="list-style-type: none"> • Performance of Duty – Exonerated • Courtesy – Not Sustained 	216	176
2 (IA2018-062)	Officer did not properly investigate a traffic accident and generated an inaccurate police report.	Officer #1: <ul style="list-style-type: none"> • Performance of Duty – Supervisor Referral 	70	30

Also, during the month of September 2018, BPD initially classified the following case as an **Inquiry** and Administratively Closed the complaint: IA2018-021 (Evidence indicated that the subject was not a BPD officer or employee).

DISCIPLINE ISSUED DURING REPORTING PERIOD

No discipline was issued during the month of September 2018.

ADDITIONAL NOTES

In accordance with the BART Citizen Oversight Model (Model), OIPA investigates certain complaints, conducts complainant-initiated appeals, and also monitors and/or reviews complaint investigations conducted by BPD. Though potentially work-intensive, some complaint investigation reviews are completed informally, with any concerns being addressed through a conference with BPD's Internal Affairs investigators. Noting the various kinds of work that OIPA undertakes with regard to complaints and investigations, the following chart includes some of the pending cases in which OIPA is involved as of the end of this reporting period.

Investigations Being Conducted	5
Complainant-Initiated Appeals	0
BPD-Initiated Appeals	0
Investigations Being Monitored	16
Investigations Reviewed During Current Month	15†

†This number does not include all OIPA reviews, as OIPA commonly looks at a variety of cases in the Internal Affairs database to obtain updates on both pending and completed investigations.

The Model provides that OIPA shall have authority to require follow-up investigation into any citizen complaint or allegation that is handled by BPD. The OIPA Monthly Report will reflect information regarding monitored cases with detail not to exceed that which is allowable under state law. The investigations reviewed by OIPA during the period did not generate any notable recommendations for revisions or additional investigation.¹⁰

¹ In addition to reporting on complaints received by the BART Police Department, the Citizen Oversight Model requires reporting on all complaints received by the "Citizen Board, Office of the District Secretary, and other District departments." As complaints received by the BART Police Citizen Review Board are customarily directed to OIPA for further action, such complaints are included in the Quantitative Report above; OIPA is also made aware of additional complaints about the BART Police Department by the Office of the District Secretary or other District departments.

² This number includes all Citizen Complaints filed against members of the BART Police Department, as well as Administrative Investigations generated internally by BART Police Department members (as opposed to being filed by a citizen). This number also includes previously completed cases that have been re-opened during the current reporting period.

³ This number indicates all investigations that are open as of the end of the reporting period. It includes Citizen Complaints (regardless of whether the investigation is being conducted by OIPA, the BART Police Department, or both) and Administrative Investigations.

⁴ This number includes all cases completed by OIPA during the reporting period for which OIPA's findings are required by the BART Citizen Oversight Model to be submitted to the BART Police Citizen Review Board. It therefore includes independent investigations, as well as reviews of completed BART Police Department investigations initiated via appeal

from a complainant. Unless otherwise noted, it does not include reviews of BART Police Department investigations initiated at the discretion of OIPA, which happen commonly and do not always generate a formal report; it also does not include reviews conducted by OIPA of complaint investigations where the complaint was filed with OIPA but did not fall under OIPA's investigative jurisdiction.

⁵ This number refers to appeals filed with OIPA by complainants who have been issued the findings of the BART Police Department's internal investigation into their complaint regarding on-duty incidents. OIPA has a responsibility to review such appeals pursuant to the BART Citizen Oversight Model, Chapter 1-04 (E).

⁶ This number refers to all appeals initiated by the BART Police Citizen Review Board after receiving and reviewing the findings issued by OIPA in a given case. The routes of all such appeals are described in detail in the BART Citizen Oversight Model, Chapter 1-04 (B) (iv-v).

⁷ The BART Police Department defines an Informal Complaint as, "A comment on the actions of a Department employee, where the reporting party expressly states that he or she does not feel that the matter should be formally investigated with the understanding that an Informal Complaint does not hold the potential to result in disciplinary action against the employee." (BART Police Department Policy Manual, Policy 1020.1.1(d)).

⁸ It is important to note that OIPA does not separate citizen complaints it receives into "Formal" and "Informal" classifications. This chart reflects all citizen complaints received by OIPA and all Formal Complaints received by the BART Police Department.

⁹ A Supervisor Referral refers to an instance involving an Inquiry or an Informal Complaint. An assigned supervisor addresses the issue informally with the involved employee and documents the content of the conversation with a memorandum to IA.

¹⁰ OIPA may submit recommendations to IA regarding minor clerical or record-keeping adjustments which are intended to maintain the integrity of the data collection and record-keeping processes at BPD. These are not considered by OIPA to be substantive recommendations requiring reporting herein.