

SAN FRANCISCO BAY AREA RAPID TRANSIT DISTRICT
300 Lakeside Drive, P. O. Box 12688, Oakland, CA 94604-2688
(510) 464-6000

NOTICE OF MEETING AND AGENDA
Transit Security Advisory Committee (TSAC)
May 28, 2019

Committee Members: Janet Abelson, Chris Finn, Jessie Jones, Sue Kuipers, Crystal Raine,
and Armando Sandoval.

A regular meeting has been called of the Transit Security Advisory Committee on Tuesday, May 28, 2019, at 10:00 a.m. The Meeting will be held in the BART Board Room, Kaiser Center 20th Street Mall – Third Floor, 2040 Webster Street, Oakland, California.

AGENDA

1. Call to Order. For Discussion. (05 min.)
 - a. Roll Call.
2. Approval of Minutes of the Meeting of April 23, 2019. For Discussion and Action. (05 min.)
3. Public Comment (Limited to 3 minutes per speaker). (10 min.)
(An opportunity for members of the public to address the TSAC on matters not on the agenda.)
4. Review of Monthly Statistics for Prohibition Orders (January -April 2019). (15 min.)
For Discussion and Action.
5. Review of Mental Health First Aid Training for District Personnel. (45 min.)
For Discussion and Action.
6. Staff Comments. For Discussion. (10 min.)
7. Committee Member Announcements/Comments. For Discussion. (15 min.)
(An opportunity for Committee members to provide brief comments on matters relevant to the TSAC.)
8. Next Meeting Agenda Items and Date. For Discussion and Action. (15 min.)
9. Adjournment.

Please refrain from wearing scented products (perfume, cologne, after-shave, etc.) to these meetings, as there may be people in attendance susceptible to environmental illnesses.

BART provides service/accommodations upon request to persons with disabilities and individuals who are limited English proficient who wish to address Committee matters. A request must be made within one and five days in advance of Board/Committee meetings, depending on the service requested. Please contact the Office of the District Secretary at (510) 464-6083 for information.

SAN FRANCISCO BAY AREA RAPID TRANSIT DISTRICT
300 Lakeside Drive, P.O. Box 12688, Oakland, CA 94604-2688

Transit Security Advisory Committee Meeting Minutes
Tuesday, April 23, 2019

A regular meeting of the Transit Security Advisory Committee (TSAC) was held April 23, 2019 convening at 10:04 a.m. in the BART Board Room, 2040 Webster Street, Oakland, California. The meeting was called to order by Chairperson Crystal Raine; May Cooper, Recording Secretary.

Members Present: Members Janet Abelson, Crystal Raine, Chris Finn, Jessie Jones and Armando Sandoval.

Absent: Sue Kuipers.

1. Call to Order.

The regular meeting was called to order at 10:04 a.m. by Chairperson Raine.

Crystal Raine, Janet Abelson, Armando Sandoval, Jessie Jones and Chris Finn were present, amounting to a quorum.

2. Approval of Minutes of the Meeting of March 26, 2019.

Ms. Abelson called for a motion to approve Minutes of the Meeting of March 26, 2019;

Mr. Sandoval seconded the motion. The motion passed with a unanimous voice vote.

Ayes – 5: Members Abelson, Sandoval, Raine, Finn and Jones. Noes: 0. Absent-1: Member Kuipers.

3. Public Comment.

Chairperson Raine called for public comments. No comments were received.

4. Policy Recommendations to the Board of Directors Relative to Prohibition Orders for Young Adults.

Mr. Jones presented findings from his research on at-risk youth and provided community program recommendations for potential partnerships with the District. The item was discussed.

Mr. Jones called for a motion to approve presentations from Big Brothers Big Sisters of America, Youth Engagement Advocacy Housing (YEAH!), and Larkin Street Youth Services at future TSAC meetings. Mr. Sandoval seconded the motion. The motion passed with a unanimous voice vote. Ayes-5: Members Abelson, Sandoval, Raine, Finn and Jones. Noes: 0. Absent-1: Member Kuipers.

5. Training Recommendations to the Board of Directors for BART Front-line and Law Enforcement Personnel.

Mr. Finn updated the Committee on training recommendations to BART personnel. The item was discussed.

6. Staff Comments.

Chairperson Raine called for staff comments. No comments were received.

7. Next Meeting Agenda Items and Date.

Chairperson Raine brought the matter of the next meeting agenda and date before the Committee, and requested that the monthly statistics on prohibition orders and Committee member comments be added to the agenda permanently. The item was discussed.

Mr. Sandoval confirmed that he will provide the monthly statistics on prohibition orders report to the District Secretary's Office prior to each TSAC meeting, including all outstanding reports (January – April 2019).

Mr. Sandoval suggested a presentation on Mental Health First Aid be included on next month's agenda. Ms. Abelson called for a motion to approve a presentation on Mental Health First Aid at the next meeting. Mr. Sandoval seconded the motion. The motion passed with a unanimous voice vote. Ayes-5: Members Abelson, Sandoval, Raine, Finn and Jones. Noes: 0. Absent-1: Member Kuipers.

Mr. Finn exited the meeting.

The next meeting is scheduled for Tuesday, May 28, 2019 at 10 a.m. in the BART Board Room. The agenda will include:

- Mental Health First Aid Training

The following items will be standing agenda items:

- Review of Monthly Statistics for Prohibition Orders
- Committee Member Announcements/Comments

8. Adjournment.

A motion to adjourn the meeting was made by Ms. Abelson and seconded by Mr. Jones. The motion passed by unanimous acclamation.

The meeting was adjourned at 11:33 a.m.

Prohibition Order Statistics
(From January 1, 2019 to January 31, 2019)

Crime	Description	Prohibition Orders Issued	Percentage	In-Custody	Citations
664/187 PC	Attempt Murder				
215 PC	Carjacking				
211 PC 664/211 PC	Robbery/ Attempt Robbery	2		2	
240/241/243/422/415(3) PC	Assault/Battery/Threats to Station Agents	1			1
243/422 PC	Battery/Threats to Train Operator	2		1	1
243/422 PC	Battery/Threats to System Service or Other	1		1	
243(b)/69/422PC	Battery/Threats to Officer	6		6	
243(e)(1) PC	Domestic Battery	3		3	
273.5 PC	Domestic Battery– Corporal Injury	3		3	
243.3/243d/422 PC	Battery/Threats to Patron	9		4	5
243.4/288 PC	Sexual Battery	1		1	
245 PC	Assault with Deadly Weapon	2		2	
273d(a) PC/ 243a(b) PC	Child Abuse/ Endangerment				
314 PC	Indecent Exposure				
417 PC	Brandishing Weapon	1		1	
647(a) PC	Lewd Conduct	1		1	
11352/11360 H&S	Narcotic Sales				
148 PC ;/ 237 PC	Resisting Arrest/ False Imprisonment	1			1
Total		33	100%**	25 (%) **	8 (%) **

2019 AB730 STATISTICS

Crime	Description	Arrests	Prohibition Appeals	Mental Illness *	Transient	Juvenile (<18)
664/187 PC	Attempt Murder					
215 PC	Carjacking					
211 PC/ 664/211 PC	Robbery/ Attempt Robbery	2				
243/422 PC	Battery/Threats to Station Agent					
243/422 PC	Battery/Threats to Train Operator	1				
243/422 PC	Battery/Threats to System Service or Other	1				
243(b)/69/422 PC	Battery/Threats to Officer	6		1	1	
243(e)(1)PC	Domestic Battery	3				
273.5 PC	Domestic Battery– Corporal Injury	3				
243.3 PC/ 422 PC	Battery/Threats to Patron	4		3		
243.4/288 PC	Sexual Battery	1				
245 PC	Assault w/ Deadly Weapon	2				
487(c) PC	Theft from Person					
314 PC	Indecent Exposure					
417 PC	Brandishing Weapon	1				
647(A) PC	Lewd Conduct	1				
11352/11360 H&S	Sales of Illegal Narcotics					
148 PC ;/ 237 PC	Resisting Arrest/ False Imprisonment					1
Total		25	0 (0%)**	4 (%)**	1 (%)**	1 (%)**

2019 AB730 STATISTICS

Crime Classification	Prohibition Orders Issued	Percentage
Felony	12	%
Misdemeanor	21	%
	33	100%

Gender	Prohibition Orders Issued	Percentage
Male	30	%
Female	3	%
	33	100%

Ethnic Background	Prohibition Orders Issued	Percentage
Black	21	%
Hispanic	7	%
Other	1	%
White	4	%
	33	100%**

Age	Prohibition Orders Issued	Percentage
17 & Under	1	%
18 to 25	10	%
26 to 35	11	%
36 to 45	5	%
46 to 55	2	%
56 +	4	%
	33	100%**

2019 AB730 STATISTICS

Age/Ethnic Background	Black	Hispanic	Other	White
17 & Under	1	0	0	0
18 to 25	5	4	0	1
26 to 35	6	4	0	1
36 to 45	3	1	1	0
46 to 55	1	0	0	1
56 +	3	0	0	1
	19 (%)**	9 (%)**	1 (%)**	4 (%)**

Month	Prohibition Orders Issued	Percentage
January	33	%
February		%
March		%
April		%
May		%
June		%
July		%
August		%
September		%
October		%
November		%
December		
	33	100%**

Zone	Prohibition Orders Issued	Percentage
Zone 1 (Oakland)	11	%
Zone 2R (Berkeley & West Contra Costa County)	5	%
Zone 2C (East Contra Costa County)	4	%
Zone 3 (South Alameda County)	6	%
Zone 4 (San Francisco County)	6	%
Zone 5 (San Mateo County)	1	%
	33	100.25%**

2019 AB730 STATISTICS

Station	Prohibition Orders	Percentage
12 th Street (Oakland)	2	
16 th Street (San Francisco)	1	
19 th Street (Oakland)		
24 th Street (San Francisco)		
Ashby (Berkeley) – AHS	2	
Balboa Park (San Francisco) – BPS		
Bay Fair (San Leandro) – BFS	4	
Berkeley - BES	1	
Castro Valley – CVS		
Civic Center (San Francisco) – CCS		
Coliseum (Oakland) – COS	2	
Colma – CLS		
Concord - CDS		
Daly City – DCS		
Dublin Pleasanton – DPS		
El Cerrito Del Norte – CNS	1	
El Cerrito Plaza – CPS		
Embarcadero (San Francisco) – EMS	2	
Fremont - FMS		
Fruitvale (Oakland) – FVS	3	
Glen Park (San Francisco) - GPS	1	
Hayward – HAS		
Lafayette – LFS		
Lake Merritt (Oakland) – LMS	4	
MacArthur (Oakland) – MAS	2	
Millbrae – MBS	1	
Montgomery Street (SF) – MOS	1	
North Berkeley – NBS	1	
North Concord – NCS		
Orinda - ORS		
Pittsburg – PBS		
Pleasant Hill – PHS		
Powell Street (San Francisco) – PPS	1	
Richmond – RIS	1	
Rockridge - ROS	2	
San Bruno – SBS		
San Leandro – SLS		
South Hayward – SHS		
South San Francisco – SSS		
Union City – UCS		
Walnut Creek – WCS		
Warm Springs – WSS		
West Dublin – WDS		
West Oakland – OWS	1	
San Francisco Airport (SFO)		
Other BART Property (P&R)		
Total Stations	33	100%**

2019 AB730 STATISTICS

January 2019

Public Utilities Code Section 99171(a) (1) (A)

There have been 0 violations during this month. No subjects were cited on three separate occasions for the violations, within a period of 90 consecutive days.

Violation	Description	Number of Violations
640(d)(1) PC	Willfully Disturbing Others	0
640(d)(4) PC	Blocking Free Movement	0
Total		0

*** In all cases involving mental illness issues, subjects are transported to and evaluated at a psychiatric facility prior to being booked at the jail or cited.**

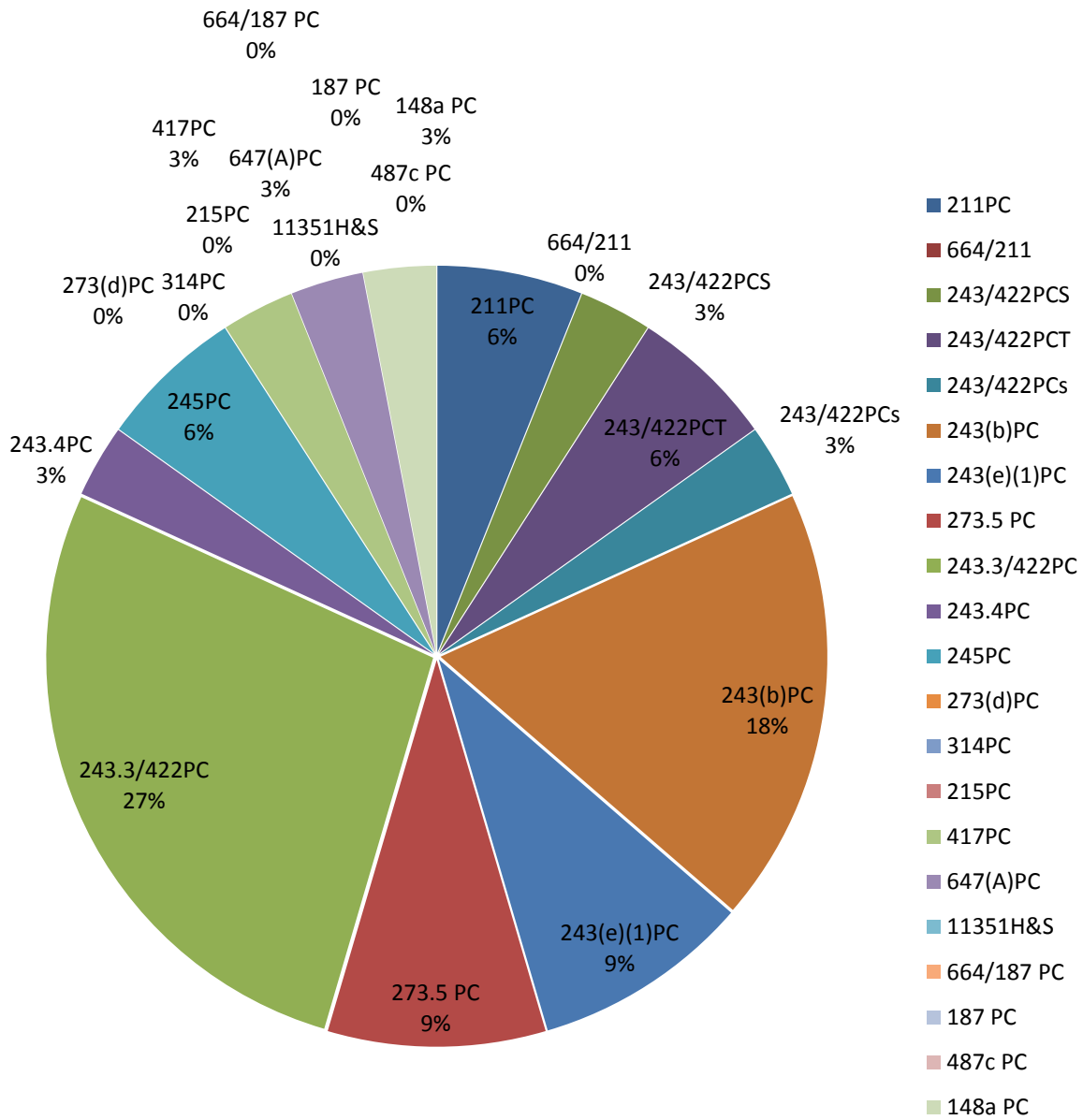
**** Percentages rounded to nearest quarter of a percent - .25**

i Not a qualifying offense

Top 5 Stations for Part I Crime		
Arrests and Citations		
Felony		Not Available
Misdemeanor		Not Available
Arrest by Citation		Not Available
Fare Evasion		Not Available
Total Commendations Written		Not Available
Total Calls to ISRC (Dispatch)		Not Available
Total phone calls, 911 call, events created	Total Phone calls answered by ISRC	Not Available
	Total 911 Calls	Not Available
Field Interview Cards		Not Available

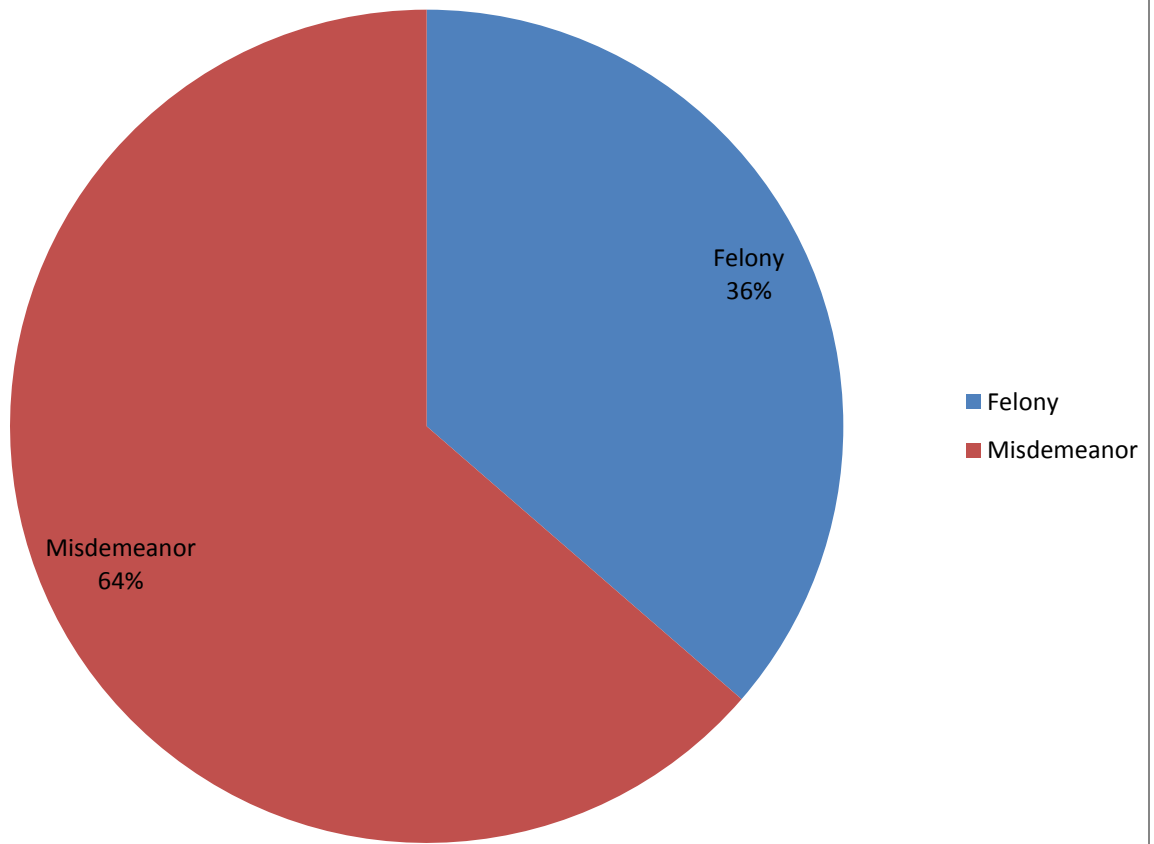
AB730 Violation Statistics January (01-31-2019)

Arrests



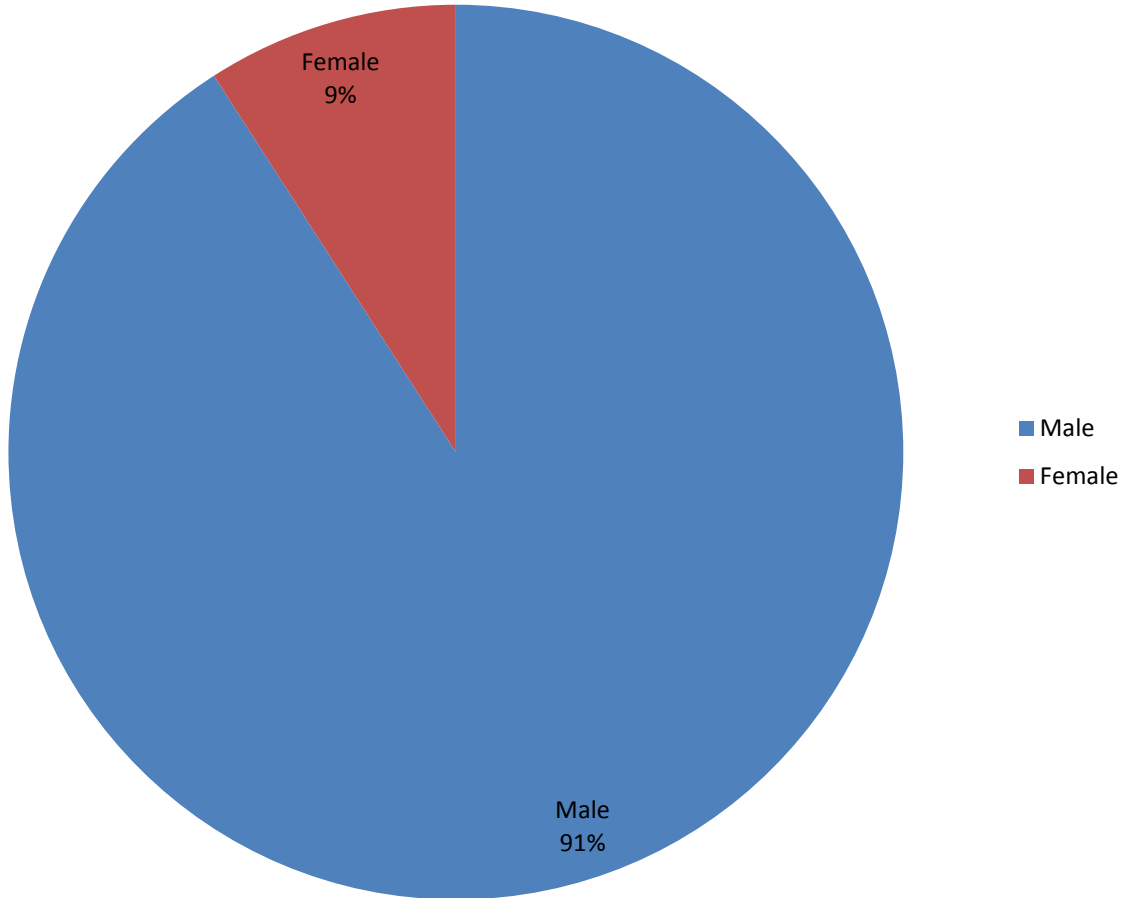
AB730 Violation Statistics January (01-31-2019)

Crime Classification



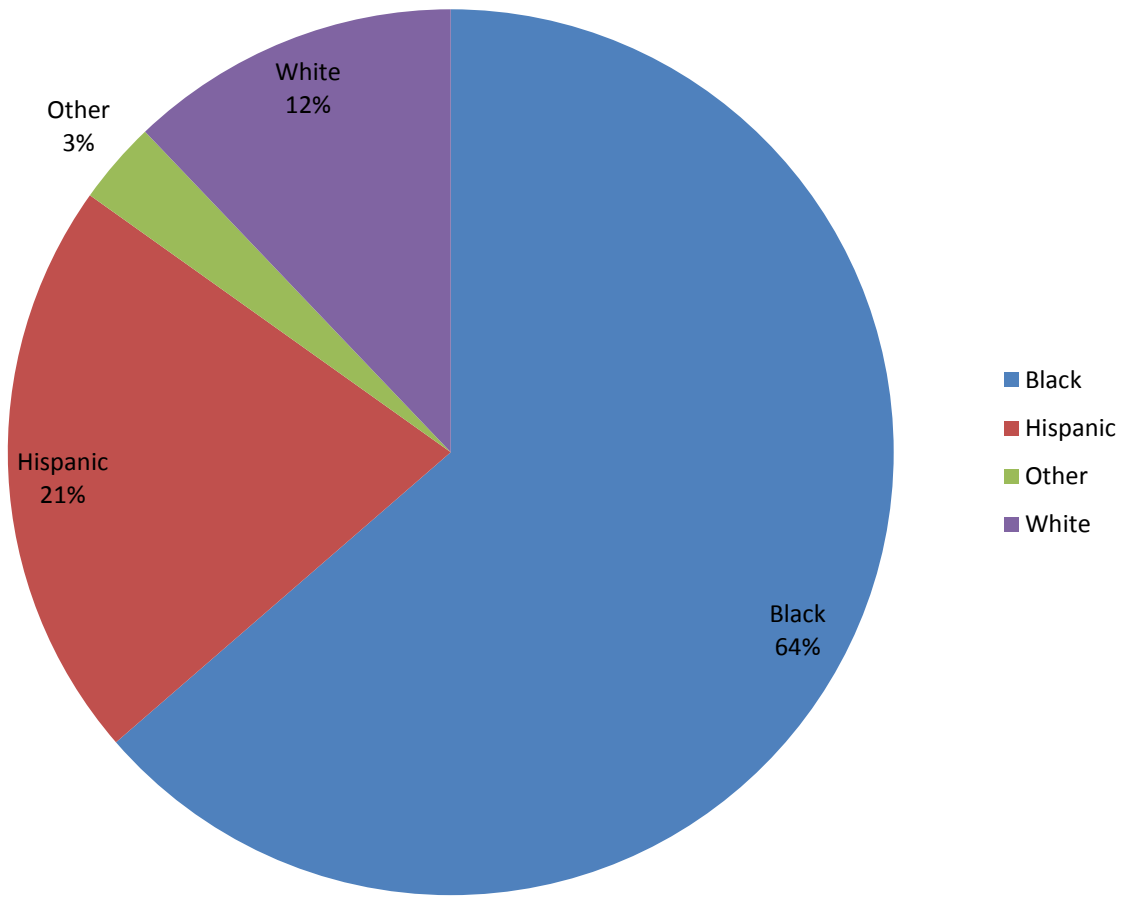
AB730 Violation Statistics January (01-31-2019)

Gender



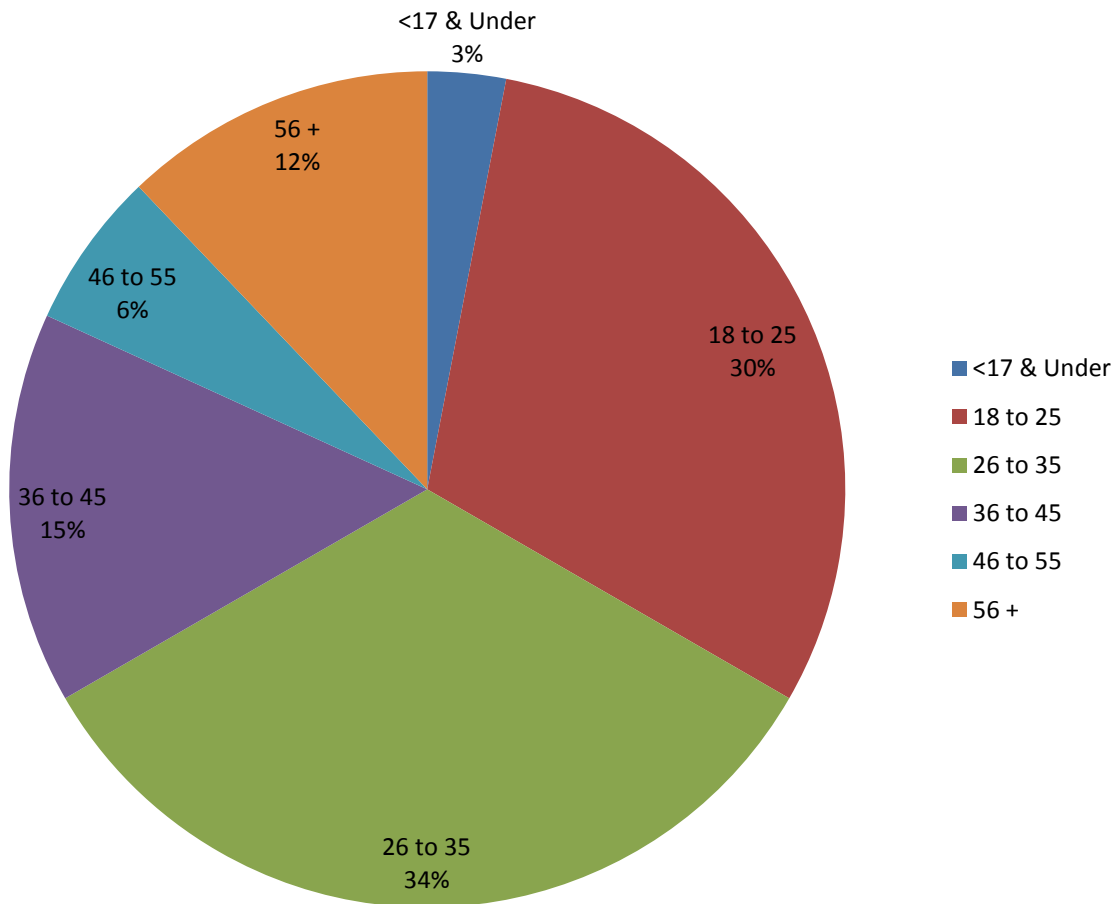
AB730 Violation Statistics January (01-31-2019)

Ethnic Background

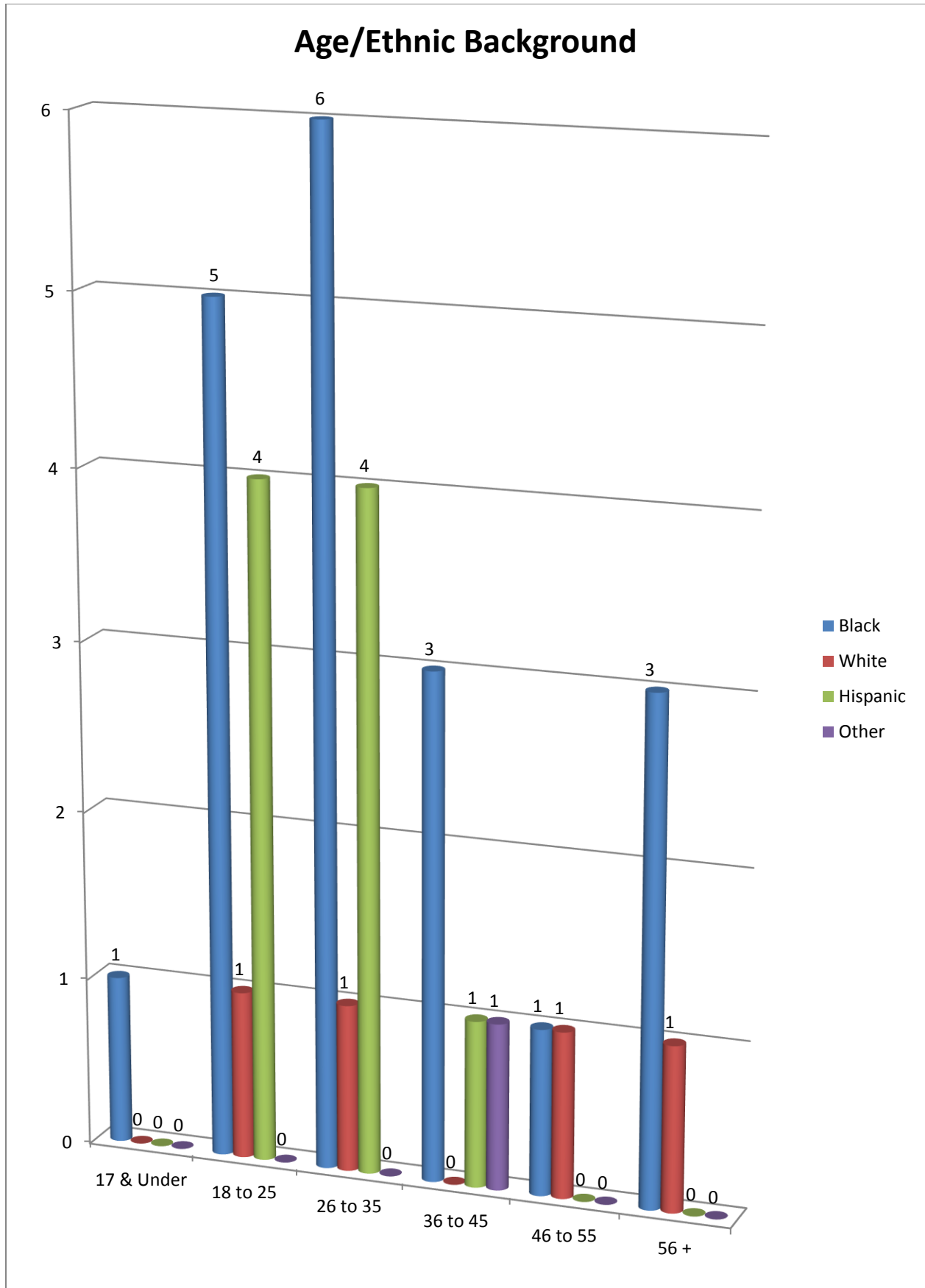


AB730 Violation Statistics January (01-31-2019)

Age

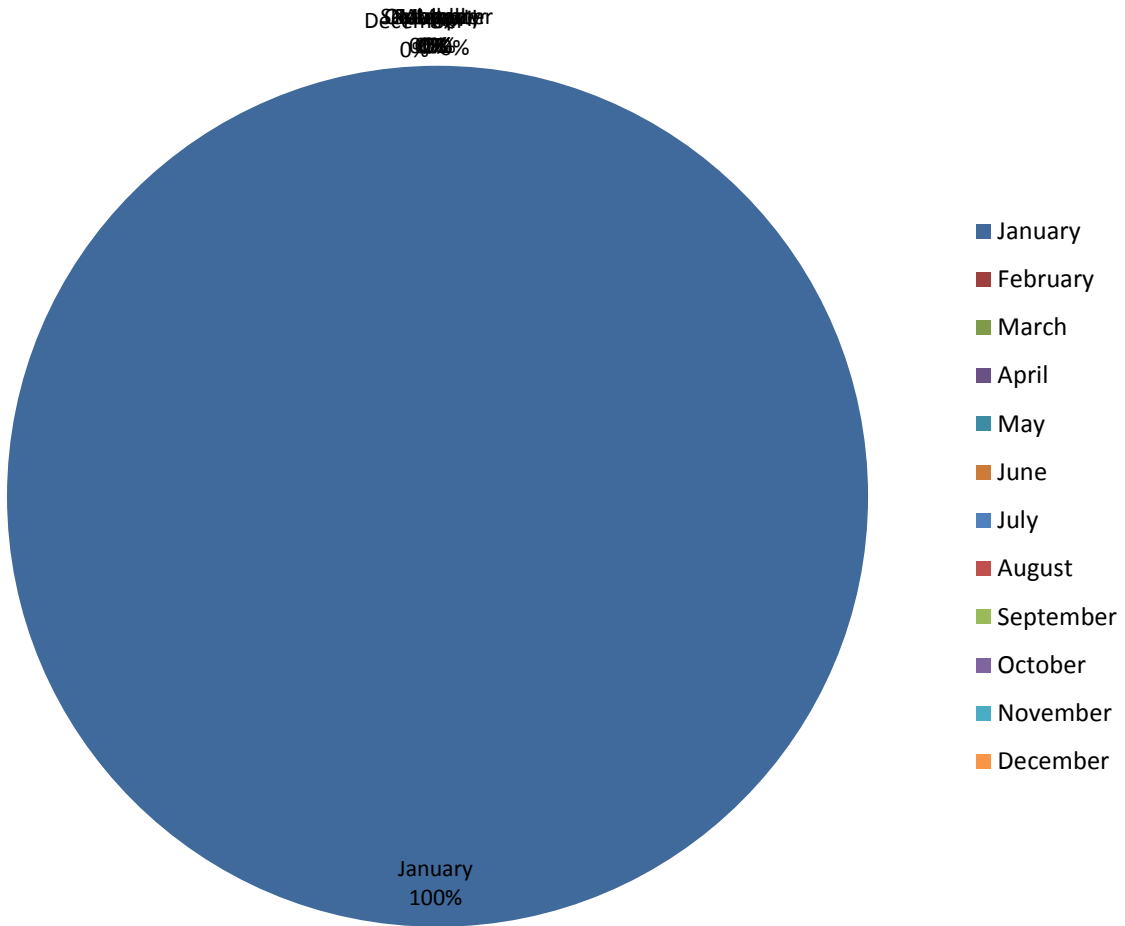


AB730 Violation Statistics January (01-31-2019)



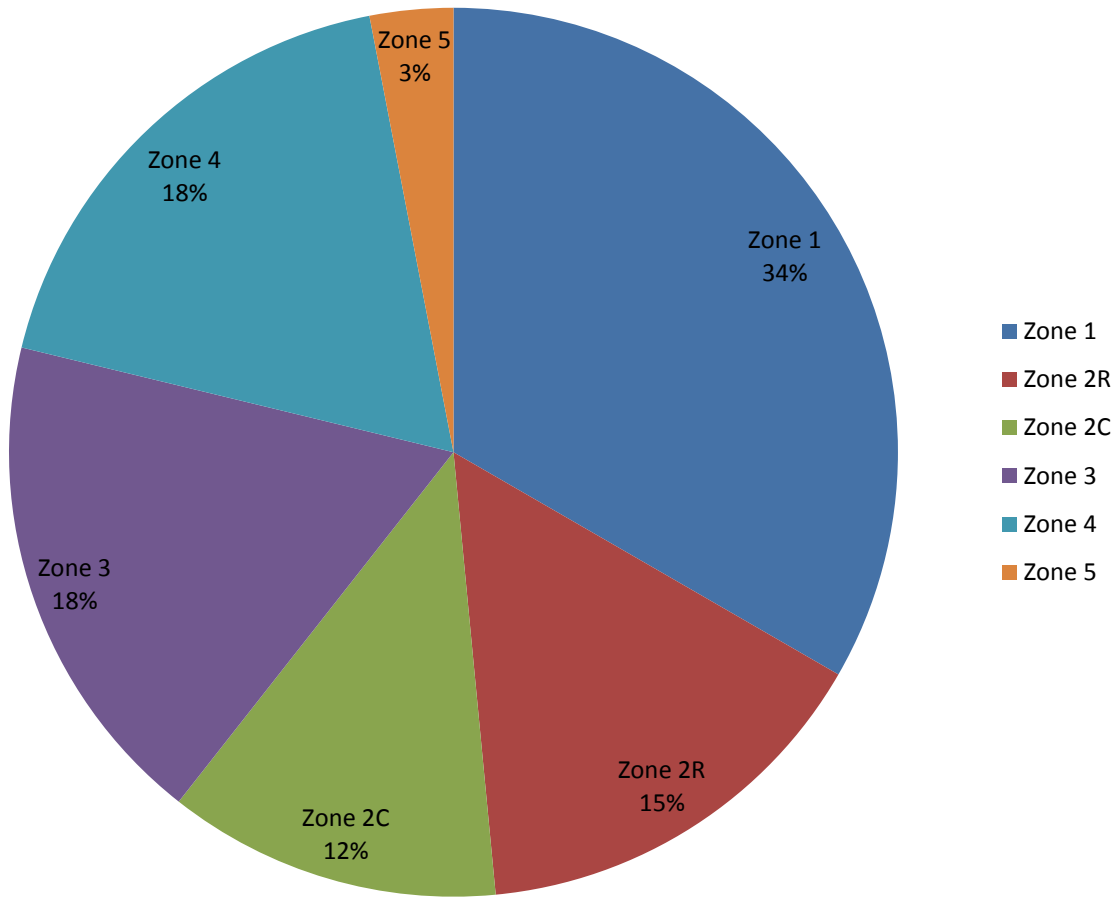
AB730 Violation Statistics January (01-31-2019)

Year to Date by Month



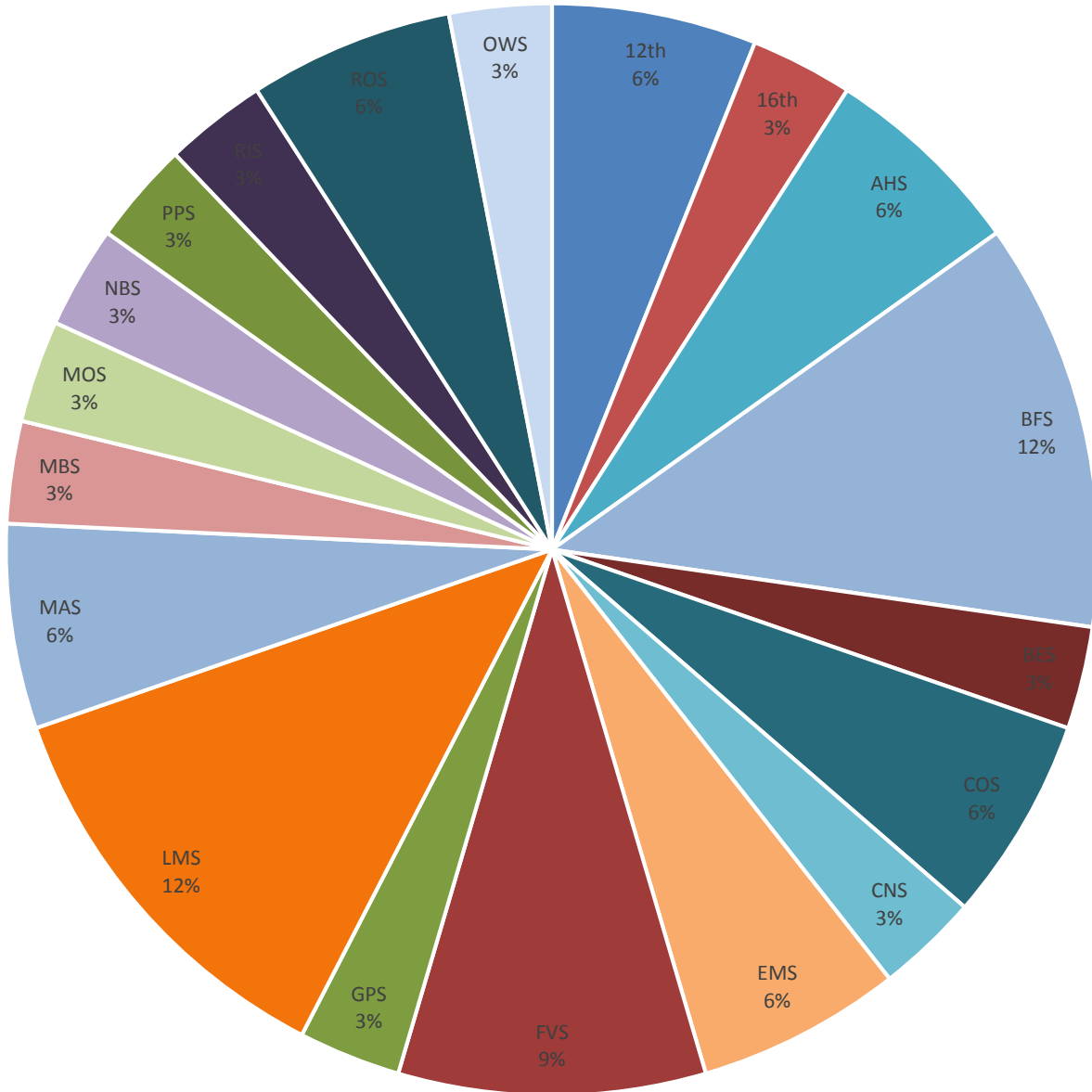
AB730 Violation Statistics January (01-31-2019)

Zone



AB730 Violation Statistics January (01-31-2019)

Stations



- 12th ■ 16th ■ 19th ■ 24th ■ AHS ■ BPS ■ BFS ■ BES ■ CVS ■ CCS ■ COS ■ CLS
- CDS ■ DCS ■ DPS ■ CPS ■ CNS ■ EMS ■ FMS ■ FVS ■ GPS ■ HAS ■ LAS ■ LMS
- MAS ■ MBS ■ MOS ■ NBS ■ NCS ■ ORS ■ PBS ■ PHS ■ PPS ■ RIS ■ ROS ■ SLS
- SFO ■ SHS ■ SSF ■ UCS ■ WCS ■ WDS ■ OWS ■ SBS ■ WSS ■ Other

Prohibition Order Statistics
(From February 1, 2019 to February 28, 2019)

Crime	Description	Prohibition Orders Issued	Percentage	In-Custody	Citations
664/187 PC	Attempt Murder				
215 PC	Carjacking				
211 PC 664/211 PC 212.5 PC	Robbery/ Attempt Robbery	16		14	1
241/243/422/415(3) PC	Assault/Battery/Threats to Station Agents				
243/422 PC	Battery/Threats to Train Operator	3		2	1
243/422 PC	Battery/Threats to System Service or Other	1		1	
243(b)/69/422PC	Battery/Threats to Officer	6		6	
243(e)(1) PC	Domestic Battery	4		4	
273.5 PC	Domestic Battery– Corporal Injury	2		2	
243.3/243d/422 PC	Battery/Threats to Patron	6		3	2
243.4/288 PC	Sexual Battery	1		1	
245 PC	Assault with Deadly Weapon	3		3	
273d(a) PC/ 243a(b) PC	Child Abuse/ Endangerment				
314 PC	Indecent Exposure	1		1	
417 PC	Brandishing Weapon				
647(a) PC	Lewd Conduct				
11352/11360 H&S	Narcotic Sales				
148 PC ;/ 237 PC	Resisting Arrest/ False Imprisonment				
Total		43	100%**	37 (%) **	4 (%) **

2019 AB730 STATISTICS

Crime	Description	Arrests	Prohibition Appeals	Mental Illness *	Transient	Juvenile (<18)
664/187 PC	Attempt Murder					
215 PC	Carjacking					
211 PC/ 664/211 PC/ 212.5 PC	Robbery/ Attempt Robbery	14		1	2	7
243/422 PC	Battery/Threats to Station Agent					
243/422 PC	Battery/Threats to Train Operator	2				1
243/422 PC	Battery/Threats to System Service or Other	1				
243(b)/69/422 PC	Battery/Threats to Officer	6			1	
243(e)(1)PC	Domestic Battery	4				
273.5 PC	Domestic Battery– Corporal Injury	2				
243.3 PC/ 422 PC	Battery/Threats to Patron	3		1		1
243.4/288 PC	Sexual Battery	1				
245 PC	Assault w/ Deadly Weapon	3				
487(c) PC	Theft from Person					
314 PC	Indecent Exposure	1				
417 PC	Brandishing Weapon					
647(A) PC	Lewd Conduct					
11352/11360 H&S	Sales of Illegal Narcotics					
148 PC ;/ 237 PC	Resisting Arrest/ False Imprisonment					
Total		37 (%)**	0 (0%)**	2 (%)**	3 (%)**	9 (%)**

2019 AB730 STATISTICS

Crime Classification	Prohibition Orders Issued	Percentage
Felony	25	%
Misdemeanor	18	%
	43	100%

Gender	Prohibition Orders Issued	Percentage
Male	34	%
Female	9	%
	43	100%

Ethnic Background	Prohibition Orders Issued	Percentage
Black	30	%
Hispanic	6	%
Other	3	%
White	4	%
	43	100%**

Age	Prohibition Orders Issued	Percentage
17 & Under	9	%
18 to 25	10	%
26 to 35	15	%
36 to 45	3	%
46 to 55	3	%
56 +	3	%
	43	100%**

2019 AB730 STATISTICS

Age/Ethnic Background	Black	Hispanic	Other	White
17 & Under	6	1	1	1
18 to 25	9	0	1	0
26 to 35	8	4	1	2
36 to 45	2	1	0	0
46 to 55	2	0	0	1
56 +	3	0	0	0
	30 (%)**	6 (%)**	3 (%)**	4 (%)**

Month	Prohibition Orders Issued	Percentage
January	33	%
February	43	%
March		%
April		%
May		%
June		%
July		%
August		%
September		%
October		%
November		%
December		
	76	100%**

Zone	Prohibition Orders Issued	Percentage
Zone 1 (Oakland)	28	%
Zone 2R (Berkeley & West Contra Costa County)	5	%
Zone 2C (East Contra Costa County)	3	%
Zone 3 (South Alameda County)	15	%
Zone 4 (San Francisco County)	7	%
Zone 5 (San Mateo County)	2	%
	43	100%**

2019 AB730 STATISTICS

Station	Zone	Prohibition Orders	Percentage
12 th Street (Oakland)	1		
16 th Street (San Francisco)	4		
19 th Street (Oakland)	1		
24 th Street (San Francisco)	4		
Ashby (Berkeley) AHS	2r	1	
Balboa Park (San Francisco) BPS	4		
Bay Fair (San Leandro) BFS	3		
Berkeley BES	2r	1	
Castro Valley CVS	3	1	
Civic Center (San Francisco) CCS	4		
Coliseum (Oakland) COS	1		
Colma CLS	5		
Concord CDS	2c	1	
Daly City DCS	5		
Dublin Pleasanton DPS	3	2	
El Cerrito Del Norte CNS	2r	2	
El Cerrito Plaza CPS	2r	1	
Embarcadero (San Francisco) EMS	4	2	
Fremont FMS	3		
Fruitvale (Oakland) FVS	1	1	
Glen Park (San Francisco) GPS	4		
Hayward HAS	3	2	
Lafayette LFS/LAS	2c		
Lake Merritt (Oakland) LMS	1	6	
MacArthur (Oakland) MAS	1	5	
Millbrae MBS	5		
Montgomery Street (San Francisco) MOS	4	3	
North Berkeley NBS	2r		
North Concord NCS	2c		
Orinda ORS	2c		
Pittsburg PBS	2c	1	
Pleasant Hill PHS	2c	1	
Powell Street (San Francisco) PPS	4	2	
Richmond RIS	2r		
Rockridge ROS	2c		
San Bruno SBS	5		
San Leandro SLS	3		
South Hayward SHS	3		
South San Francisco SSS	5		
Union City UCS	3		
Walnut Creek WCS	2c		
Warm Springs WSS	3		
West Dublin WDS	3	1	
West Oakland OWS	1	8	
San Francisco Airport (SFO)	5	2	
Other BART Property (P&R)			
Total Stations		43	100%**

2019 AB730 STATISTICS

February 2019

Public Utilities Code Section 99171(a) (1) (A)

There have been 0 violations during this month. No subjects were cited on three separate occasions for the violations, within a period of 90 consecutive days.

Violation	Description	Number of Violations
640(d)(1) PC	Willfully Disturbing Others	0
640(d)(4) PC	Blocking Free Movement	0
Total		0

*** In all cases involving mental illness issues, subjects are transported to and evaluated at a psychiatric facility prior to being booked at the jail or cited.**

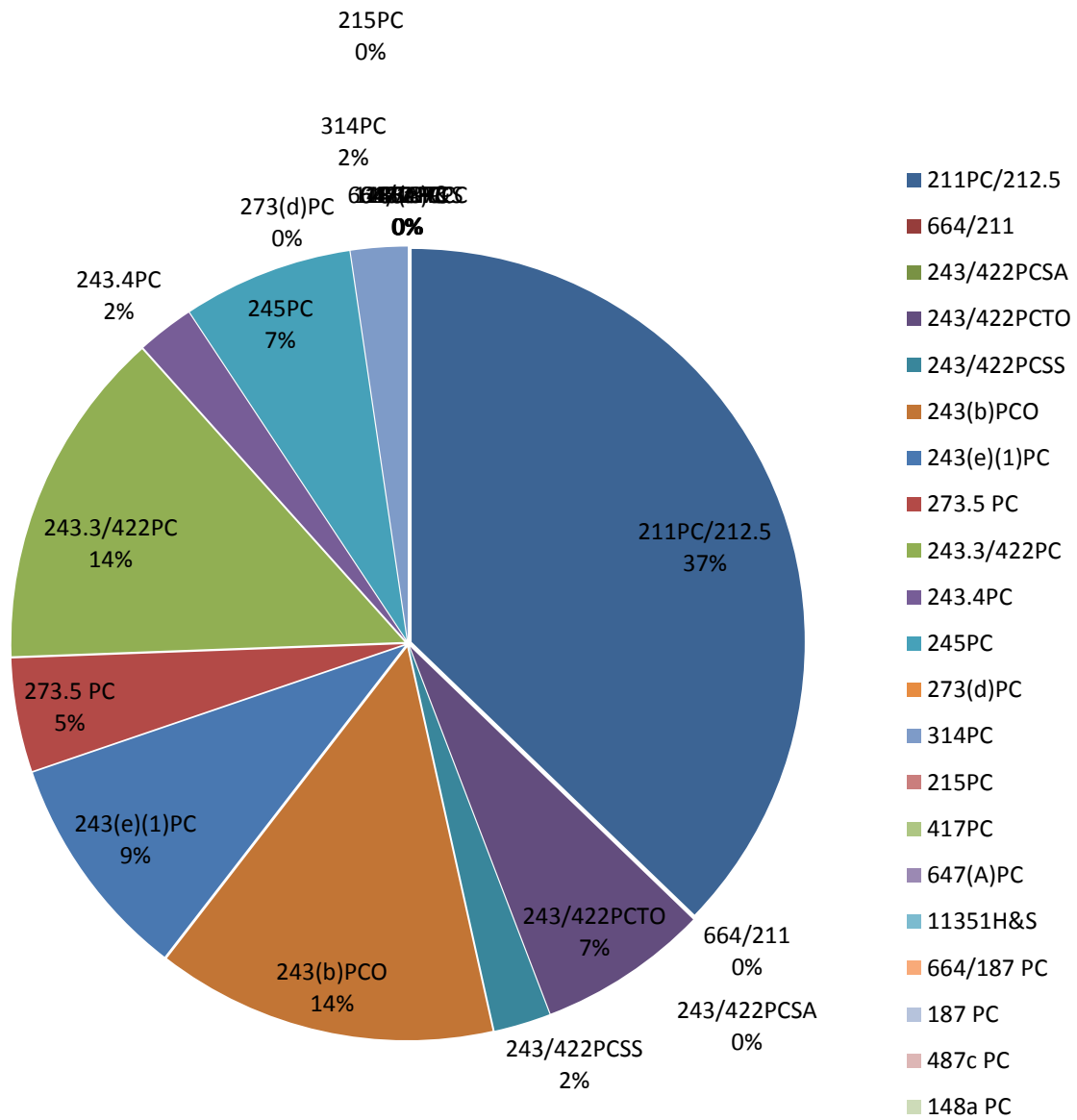
**** Percentages rounded to nearest quarter of a percent - .25**

! Not a qualifying offense

Top 5 Stations for Part I Crime		
Arrests and Citations		
Felony		Not Available
Misdemeanor		Not Available
Arrest by Citation		Not Available
Fare Evasion		Not Available
Total Commendations Written		Not Available
Total Calls to ISRC (Dispatch)		Not Available
Total phone calls, 911 call, events created	Total Phone calls answered by ISRC	Not Available
	Total 911 Calls	Not Available
Field Interview Cards		Not Available

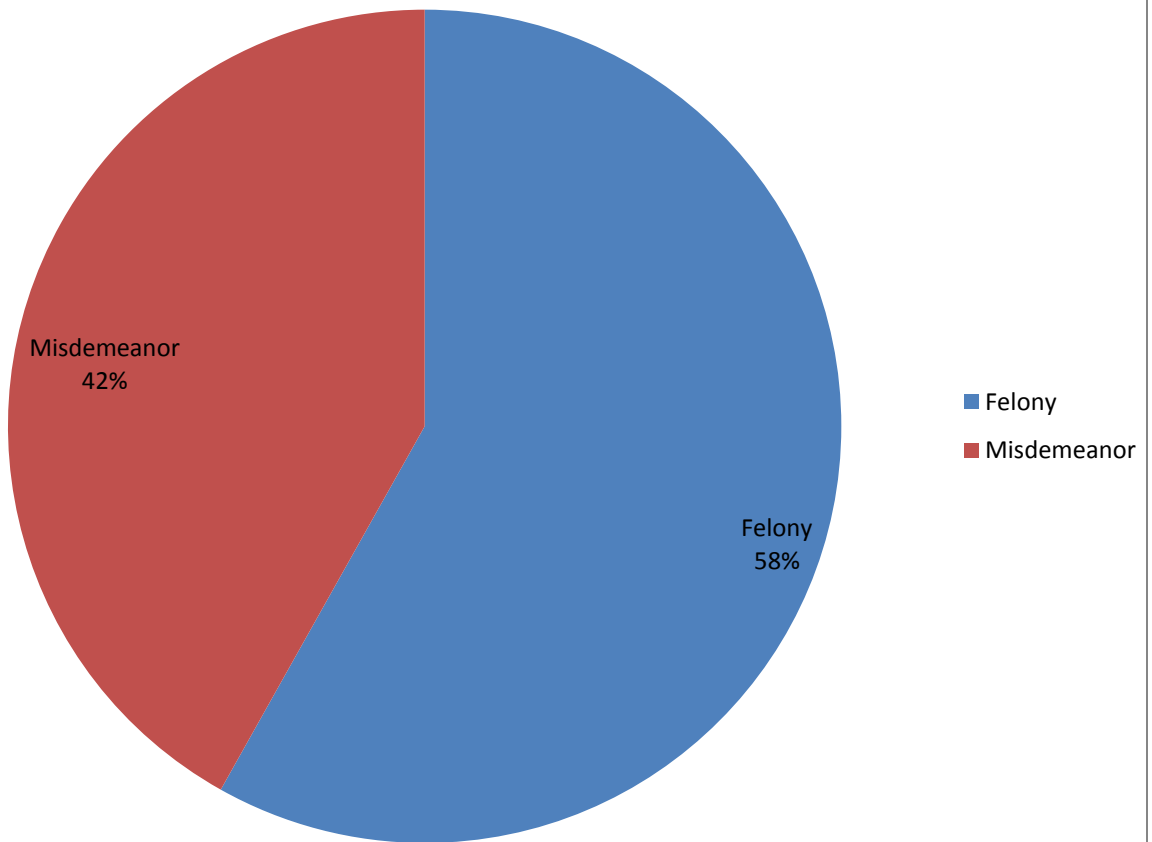
AB730 Violation Statistics December (01-31-2019)

Arrests



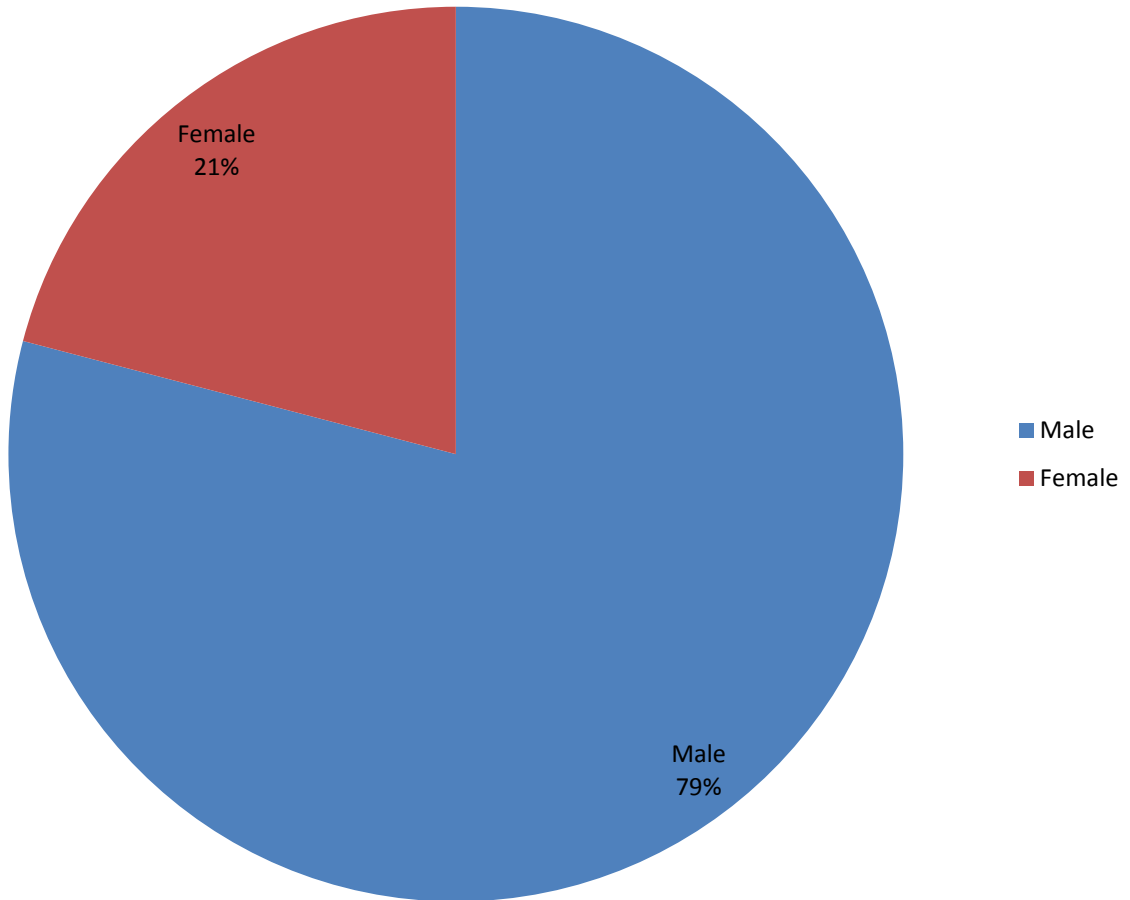
AB730 Violation Statistics December (01-31-2019)

Crime Classification



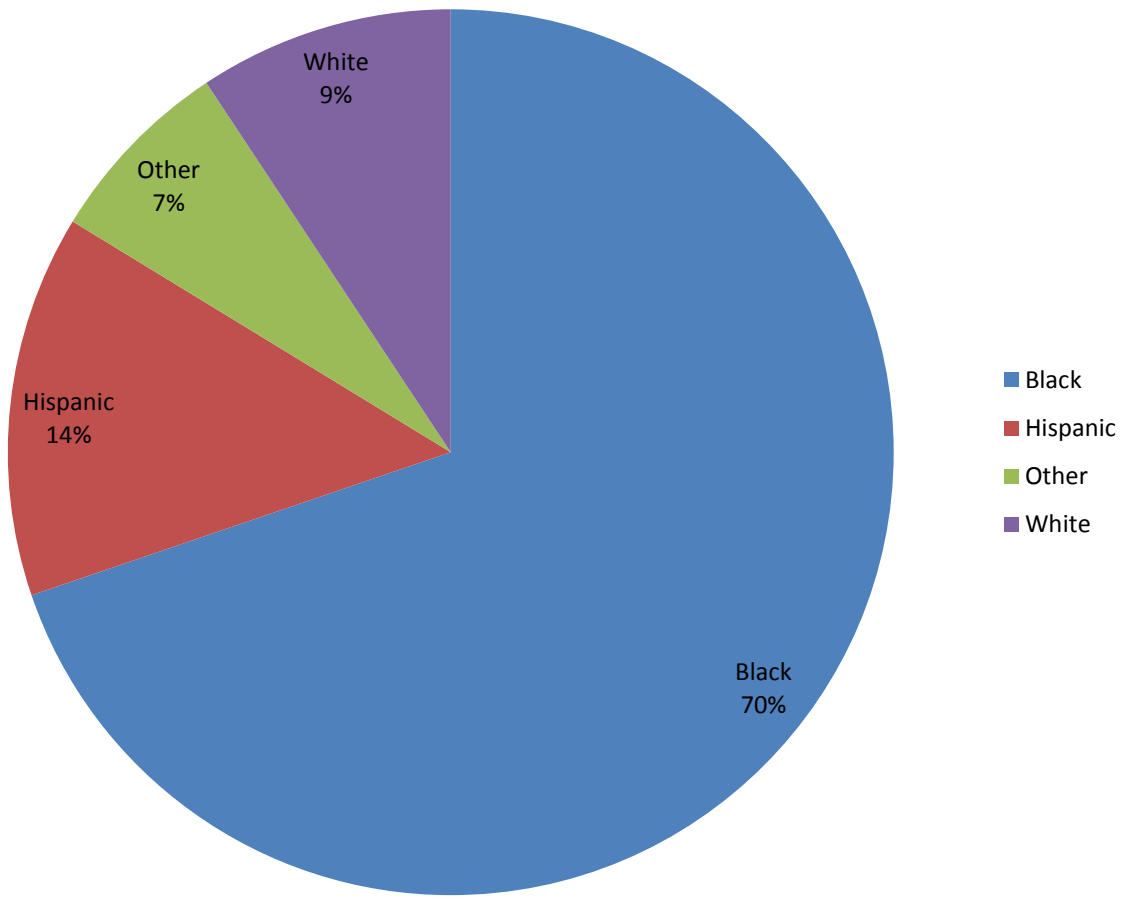
AB730 Violation Statistics December (01-31-2019)

Gender



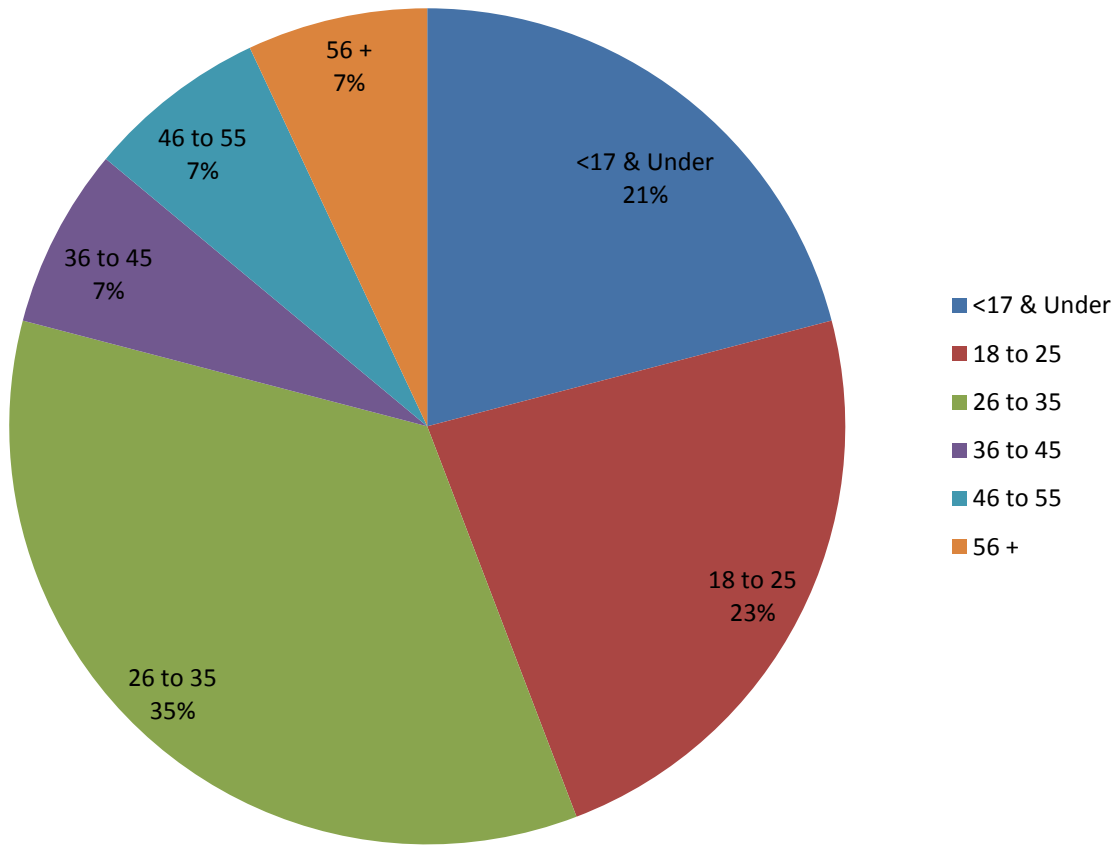
AB730 Violation Statistics December (01-31-2019)

Ethnic Background

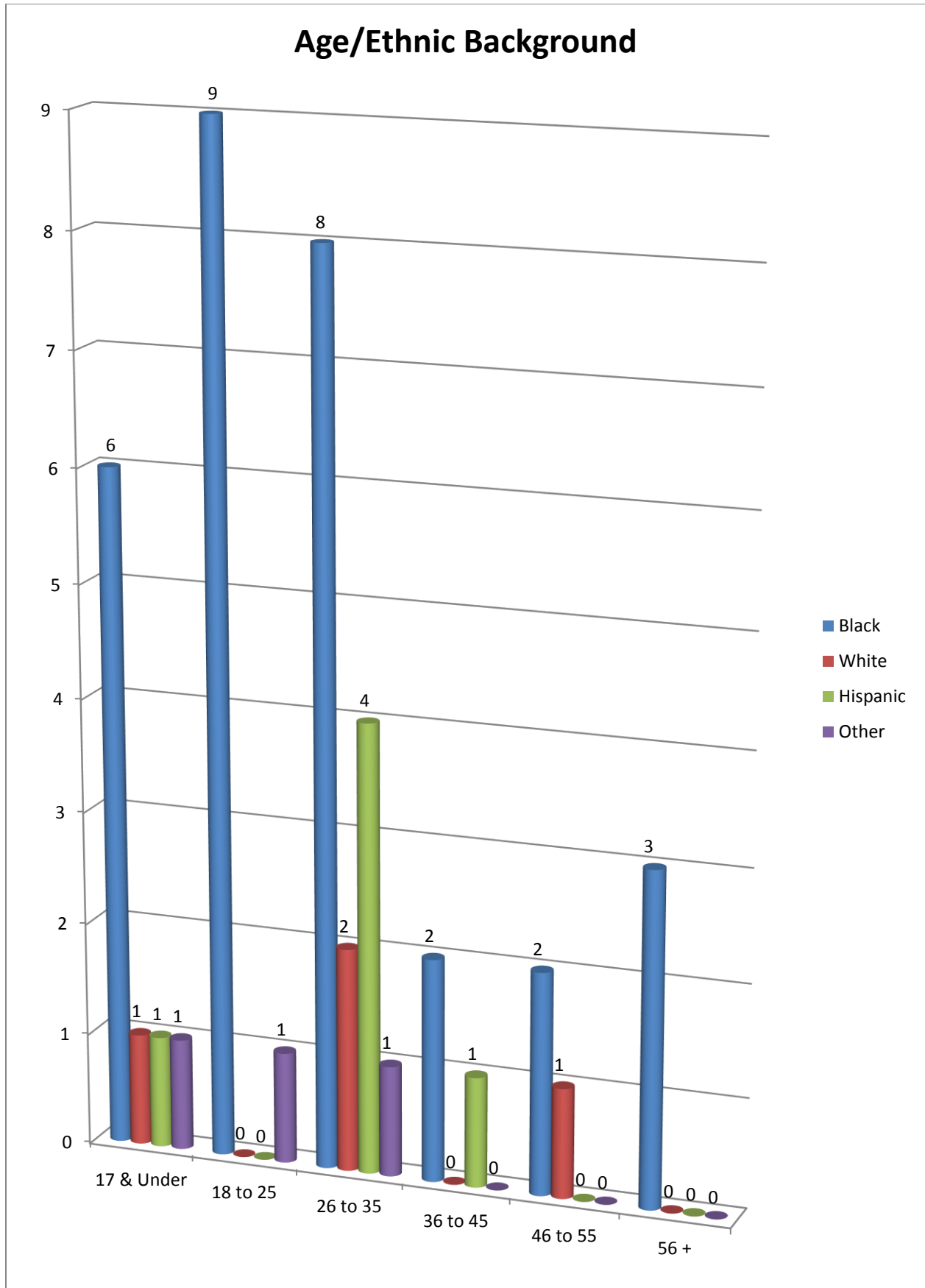


AB730 Violation Statistics December (01-31-2019)

Age

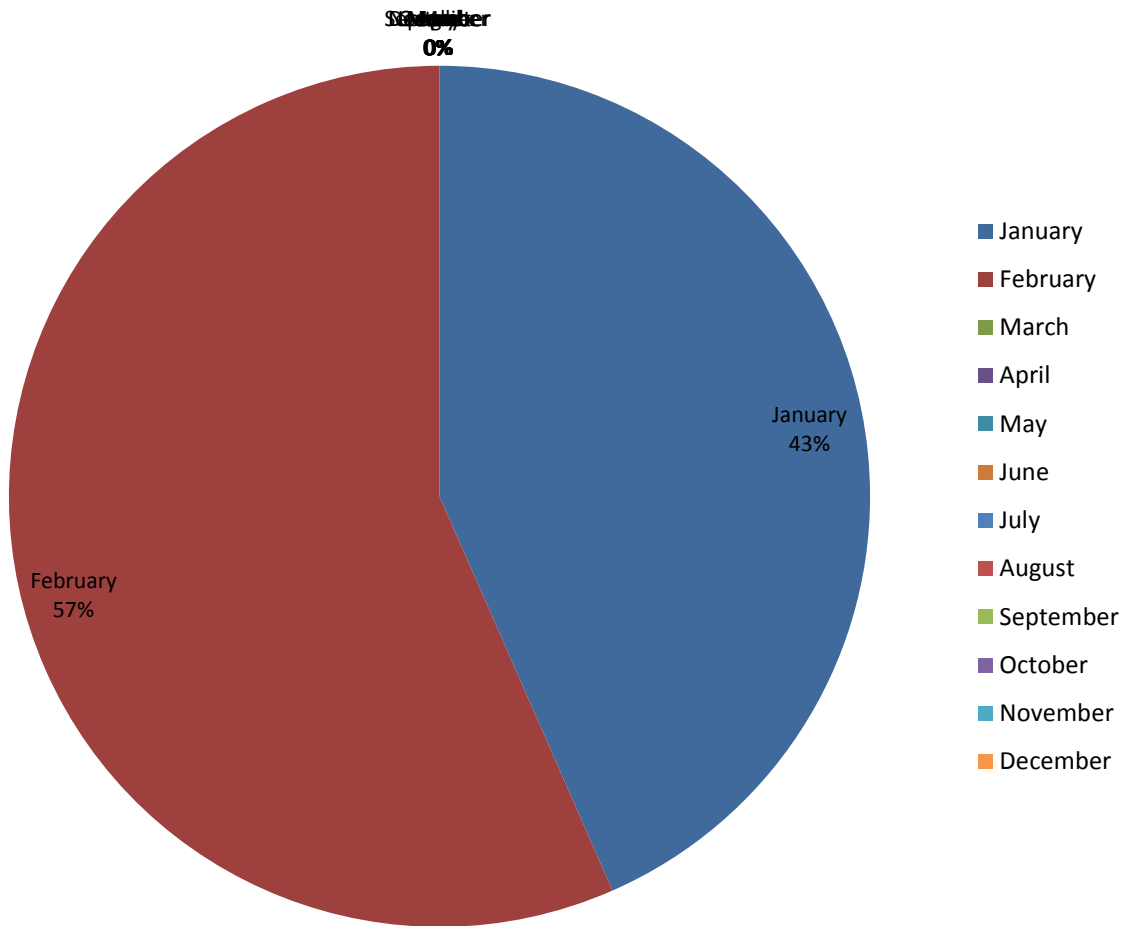


AB730 Violation Statistics December (01-31-2019)



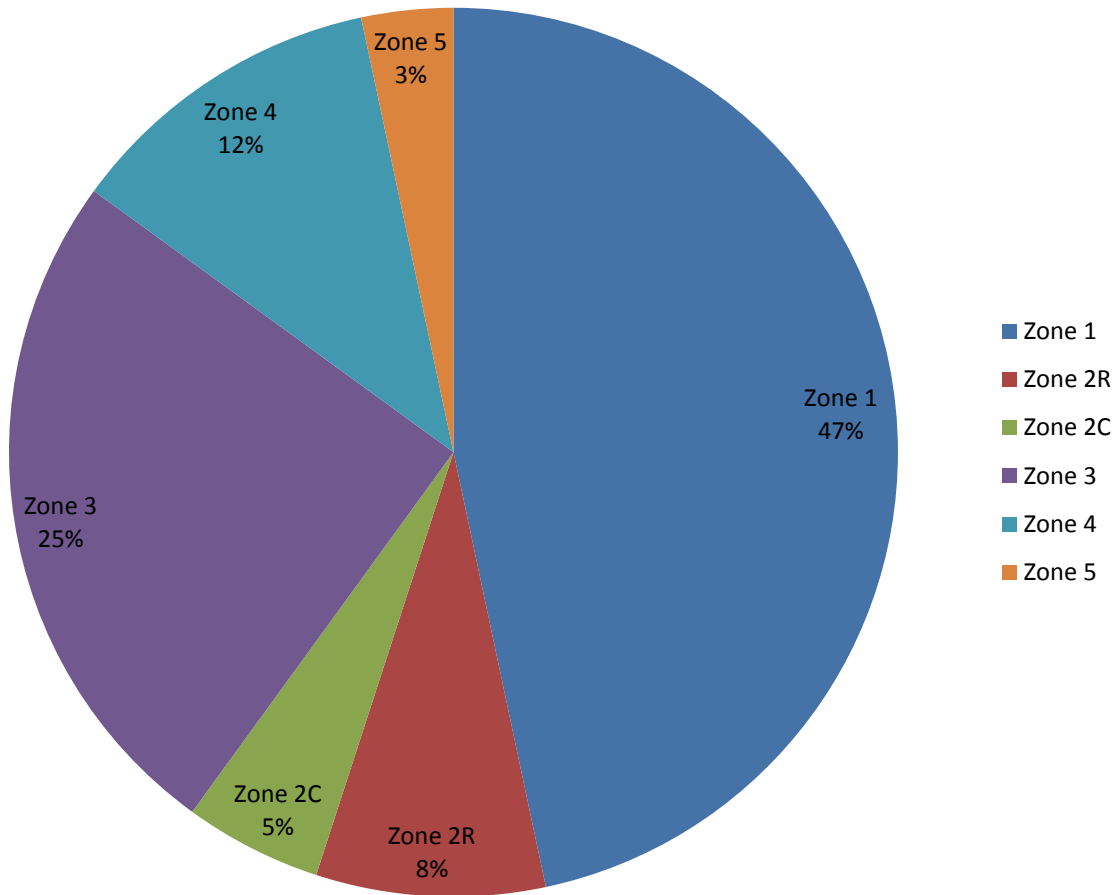
AB730 Violation Statistics December (01-31-2019)

Year to Date by Month



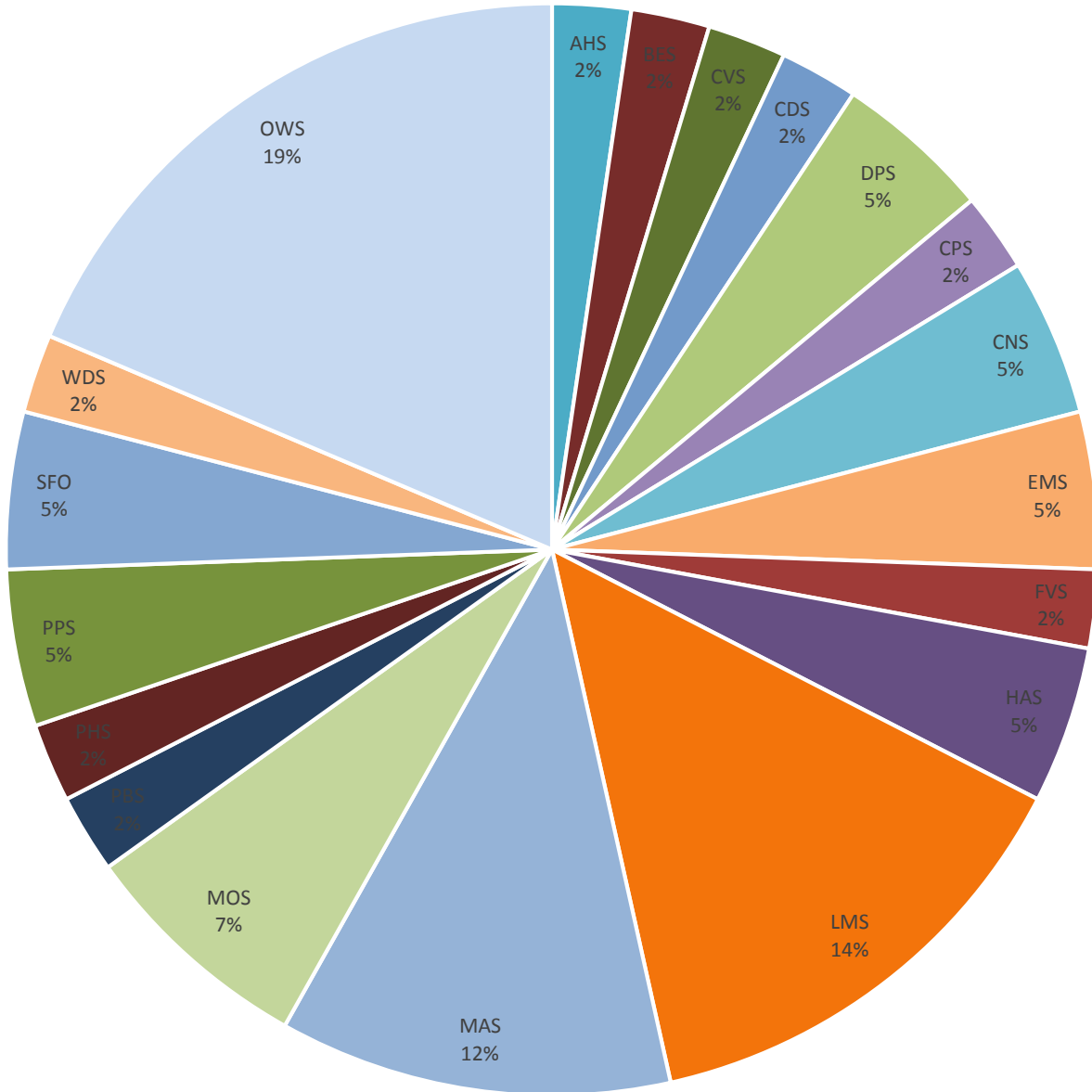
AB730 Violation Statistics December (01-31-2019)

Zone



AB730 Violation Statistics December (01-31-2019)

Stations



- 12th ■ 16th ■ 19th ■ 24th ■ AHS ■ BPS ■ BFS ■ BES ■ CVS ■ CCS ■ COS ■ CLS
- CDS ■ DCS ■ DPS ■ CPS ■ CNS ■ EMS ■ FMS ■ FVS ■ GPS ■ HAS ■ LAS ■ LMS
- MAS ■ MBS ■ MOS ■ NBS ■ NCS ■ ORS ■ PBS ■ PHS ■ PPS ■ RIS ■ ROS ■ SLS
- SFO ■ SHS ■ SSF ■ UCS ■ WCS ■ WDS ■ OWS ■ SBS ■ WSS ■ Other

Prohibition Order Statistics
(From March 1, 2019 to March 31, 2019)

Crime	Description	Prohibition Orders Issued	Percentage	In-Custody	Citations
664/187 PC	Attempt Murder	1		1	
215 PC	Carjacking				
211 PC 664/211 PC 212.5 PC	Robbery/ Attempt Robbery	6		6	
241/243/422/415(3) PC	Assault/Battery/Threats to Station Agents	1		1	
243/422 PC	Battery/Threats to Train Operator				
243/422 PC	Battery/Threats to System Service or Other				
243(b)/69/422PC	Battery/Threats to Officer	6		6	
243(e)(1) PC	Domestic Battery	1		1	
273.5 PC	Domestic Battery– Corporal Injury	1		1	
241.3/243.3/243d/422 PC	Battery/Threats to Patron	8		7	1
243.4/288 PC	Sexual Battery				
245 PC	Assault with Deadly Weapon				
273d(a) PC/ 243a(b) PC	Child Abuse/ Endangerment				
314 PC	Indecent Exposure	2		2	
417 PC	Brandishing Weapon	1			1
647(a) PC	Lewd Conduct				
11352/11360 H&S	Narcotic Sales				
148 PC ;/ 237 PC	Resisting Arrest/ False Imprisonment	3		3	
Total		30	100%**	28 (%) **	2 (%) **

2019 AB730 STATISTICS

Crime	Description	Arrests	Prohibition Appeals	Mental Illness *	Transient	Juvenile (<18)
664/187 PC	Attempt Murder	1				
215 PC	Carjacking					
211 PC/ 664/211 PC	Robbery/ Attempt Robbery	6				1
243/422 PC	Battery/Threats to Station Agent	1				
243/422 PC	Battery/Threats to Train Operator					
243/422 PC	Battery/Threats to System Service or Other					
243(b)/69/422 PC	Battery/Threats to Officer	6			1	1
243(e)(1) PC	Domestic Battery	1				
273.5 PC	Domestic Battery– Corporal Injury	1				
243.3 PC/ 422 PC	Battery/Threats to Patron	7			1	
243.4/288 PC	Sexual Battery					
245 PC	Assault w/ Deadly Weapon					
487(c) PC	Theft from Person					
314 PC	Indecent Exposure	2				
417 PC	Brandishing Weapon					1
647(A) PC	Lewd Conduct					
11352/11360 H&S	Sales of Illegal Narcotics					
148 PC ;/ 237 PC	Resisting Arrest/ False Imprisonment	3				
Total		28	0 (0%)**	0 (% **	2 (% **	3 (% **

2019 AB730 STATISTICS

Crime Classification	Prohibition Orders Issued	Percentage
Felony	15	%
Misdemeanor	15	%
	30	100%

Gender	Prohibition Orders Issued	Percentage
Male	27	%
Female	3	%
	30	100%

Ethnic Background	Prohibition Orders Issued	Percentage
Black	19	%
Hispanic	3	%
Other	4	%
White	4	%
	30	100%**

Age	Prohibition Orders Issued	Percentage
17 & Under	3	%
18 to 25	7	%
26 to 35	9	%
36 to 45	6	%
46 to 55	4	%
56 +	1	%
	30	100%**

2019 AB730 STATISTICS

Age/Ethnic Background	Black	Hispanic	Other	White
17 & Under	1	1	1	0
18 to 25	4	1	0	2
26 to 35	7	0	1	1
36 to 45	4	1	1	0
46 to 55	2	0	1	1
56 +	1	0	0	0
	19 (%)**	3 (%)**	4 (%)**	4 (%)**

Month	Prohibition Orders Issued	Percentage
January	33	%
February	43	%
March	30	%
April		%
May		%
June		%
July		%
August		%
September		%
October		%
November		%
December		
	106	100%**

Zone	Prohibition Orders Issued	Percentage
Zone 1 (Oakland)	10	%
Zone 2R (Berkeley & West Contra Costa County)	8	%
Zone 2C (East Contra Costa County)	4	%
Zone 3 (South Alameda County)	3	%
Zone 4 (San Francisco County)	3	%
Zone 5 (San Mateo County)	2	%
	30	100.0%**

2019 AB730 STATISTICS

Station	Prohibition Orders	Percentage
12 th Street (Oakland)		
16 th Street (San Francisco)		
19 th Street (Oakland)		
24 th Street (San Francisco)	1	
Ashby (Berkeley)		
Balboa Park (San Francisco)		
Bay Fair (San Leandro)	2	
Berkeley	1	
Castro Valley		
Civic Center (San Francisco)		
Coliseum (Oakland)	3	
Colma	1	
Concord		
Daly City		
Dublin Pleasanton		
El Cerrito Del Norte	2	
El Cerrito Plaza		
Embarcadero (San Francisco)		
Fremont		
Fruitvale (Oakland)	2	
Glen Park (San Francisco)		
Hayward		
Lafayette		
Lake Merritt (Oakland)		
MacArthur (Oakland)	1	
Millbrae		
Montgomery Street (San Francisco)	1	
North Berkeley	1	
North Concord		
Orinda	1	
Pittsburg	1	
Pleasant Hill		
Powell Street (San Francisco)	1	
Richmond	3	
Rockridge	1	
San Bruno		
San Leandro		
South Hayward	1	
South San Francisco		
Union City		
Walnut Creek	1	
Warm Springs		
West Dublin		
West Oakland	4	
San Francisco Airport (SFO)	1	
Other BART Property (P&R)	1	
Total Stations	30	100%**

2019 AB730 STATISTICS

January 2019

Public Utilities Code Section 99171(a) (1) (A)

There have been 0 violations during this month. No subjects were cited on three separate occasions for the violations, within a period of 90 consecutive days.

Violation	Description	Number of Violations
640(d)(1) PC	Willfully Disturbing Others	0
640(d)(4) PC	Blocking Free Movement	0
Total		0

*** In all cases involving mental illness issues, subjects are transported to and evaluated at a psychiatric facility prior to being booked at the jail or cited.**

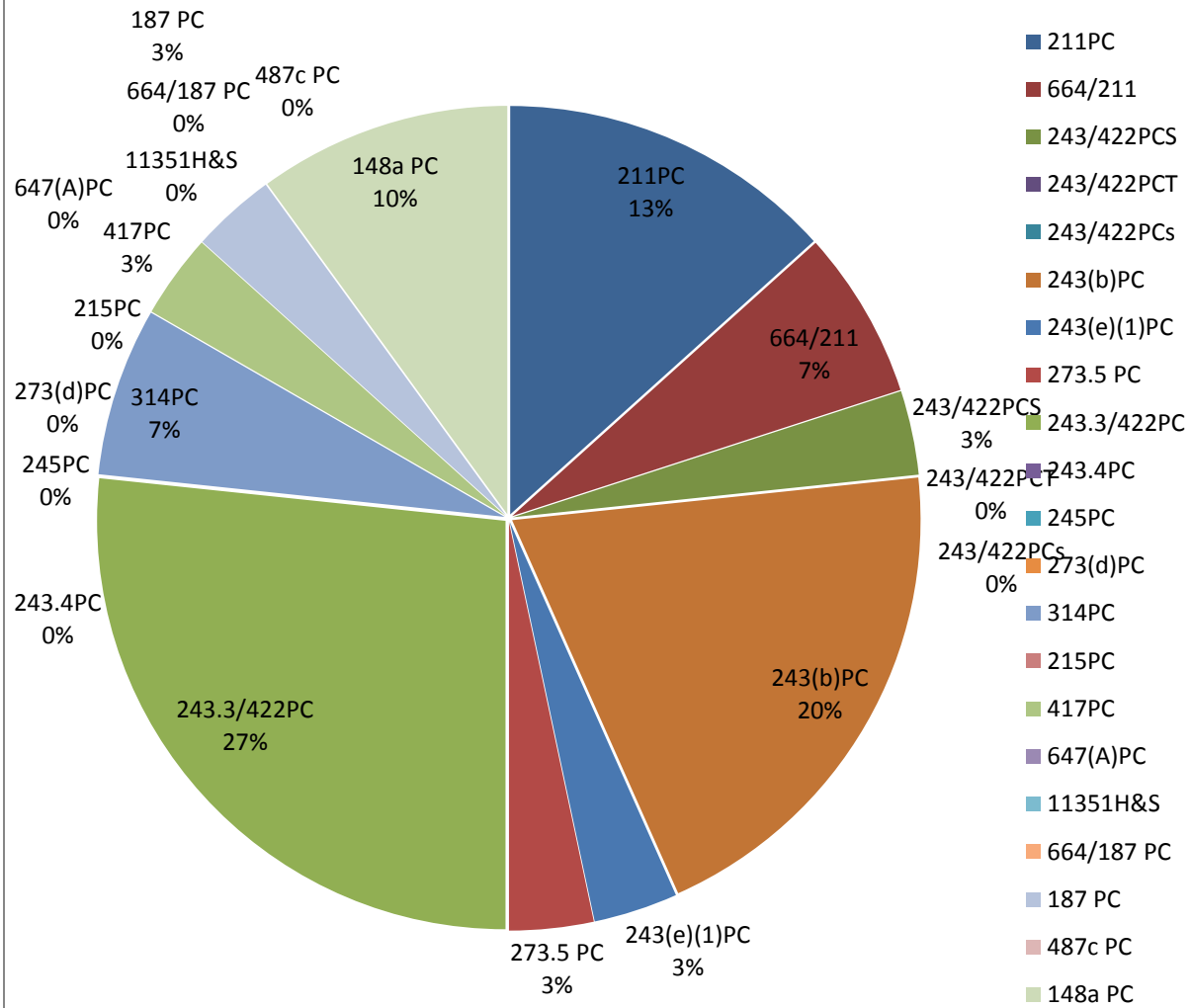
**** Percentages rounded to nearest quarter of a percent - .25**

i Not a qualifying offense

Top 5 Stations for Part I Crime		
Arrests and Citations		
Felony		Not Available
Misdemeanor		Not Available
Arrest by Citation		Not Available
Fare Evasion		Not Available
Total Commendations Written		Not Available
Total Calls to ISRC (Dispatch)		Not Available
Total phone calls, 911 call, events created	Total Phone calls answered by ISRC	Not Available
	Total 911 Calls	Not Available
Field Interview Cards		Not Available

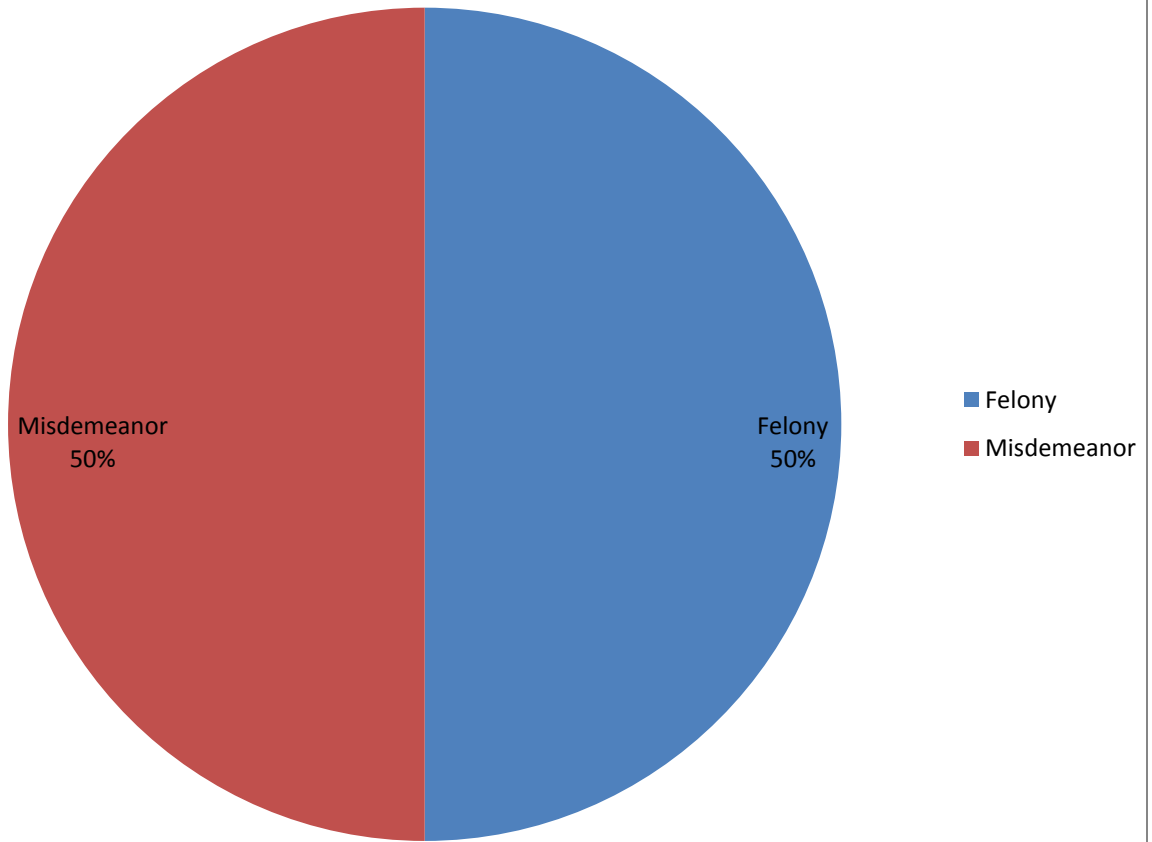
AB730 Violation Statistics March (03-31-2019)

Arrests



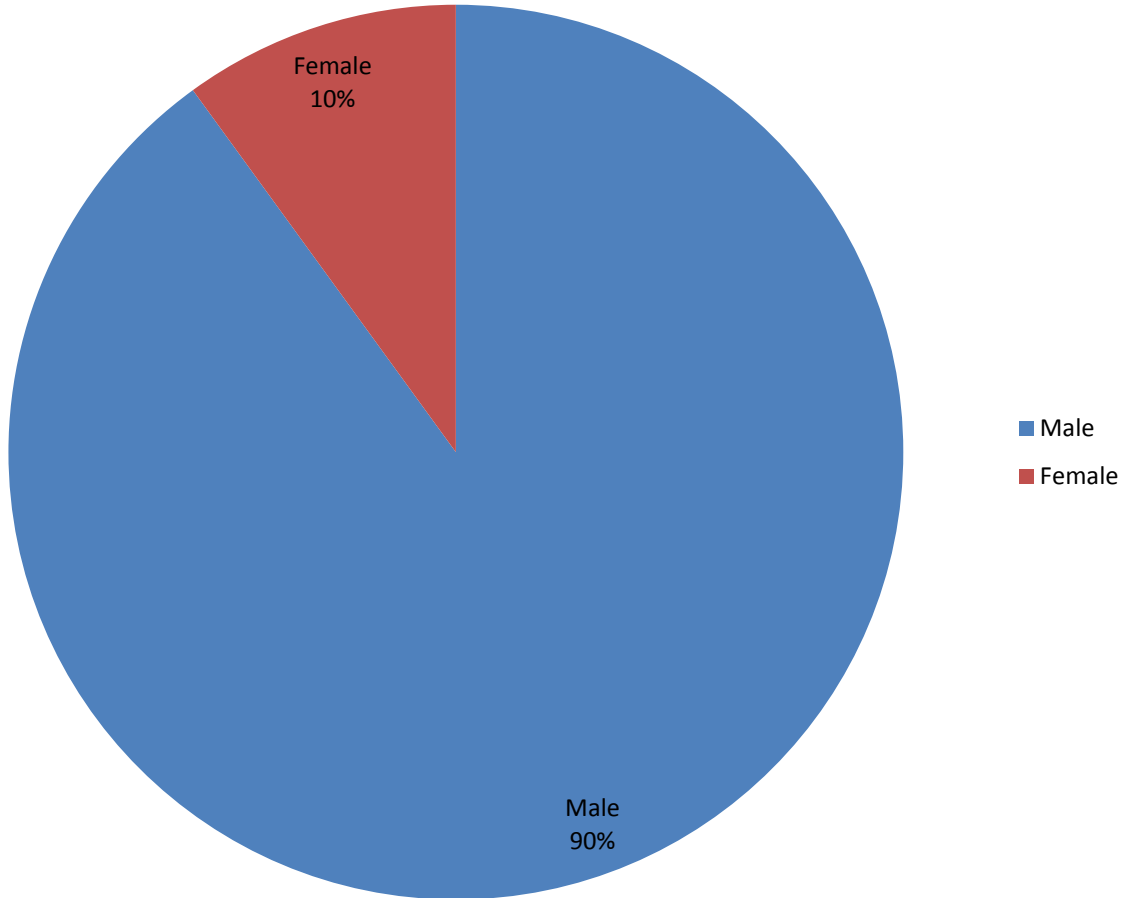
AB730 Violation Statistics March (03-31-2019)

Crime Classification



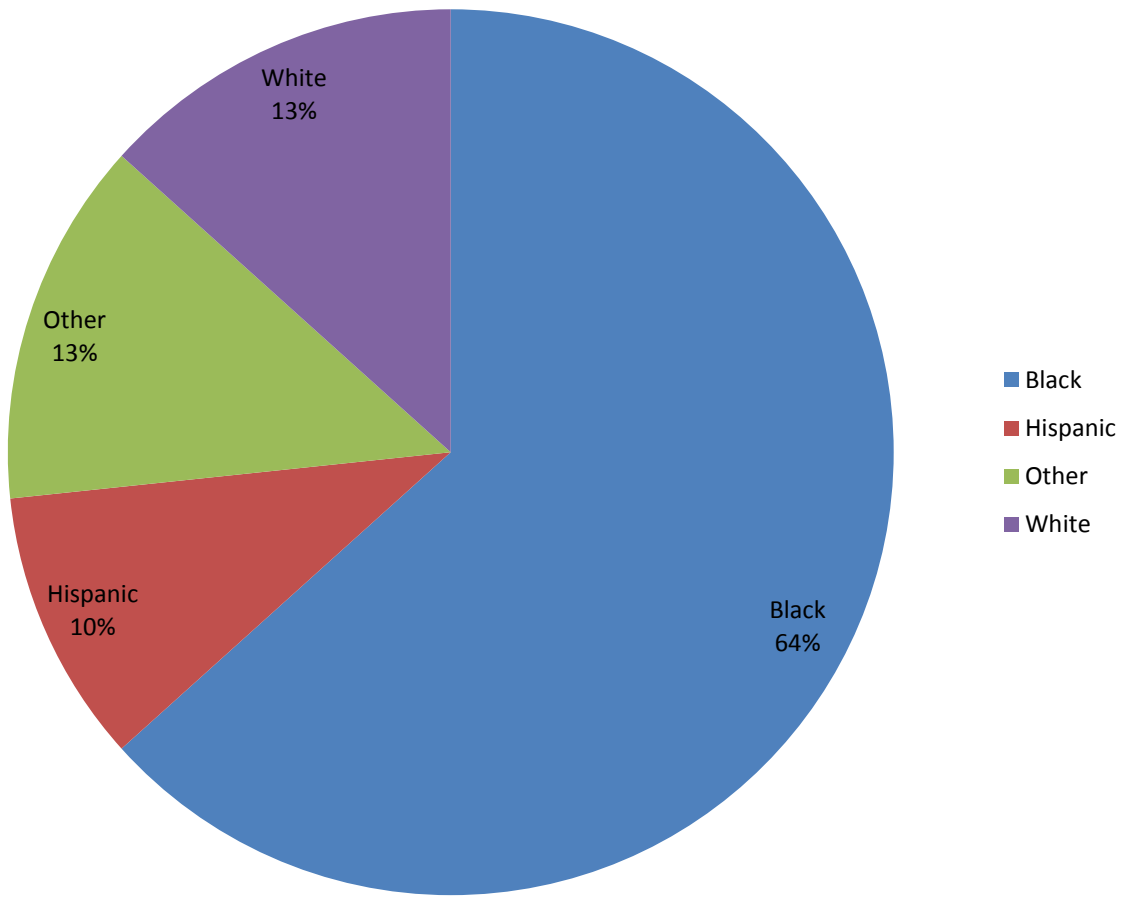
AB730 Violation Statistics March (03-31-2019)

Gender



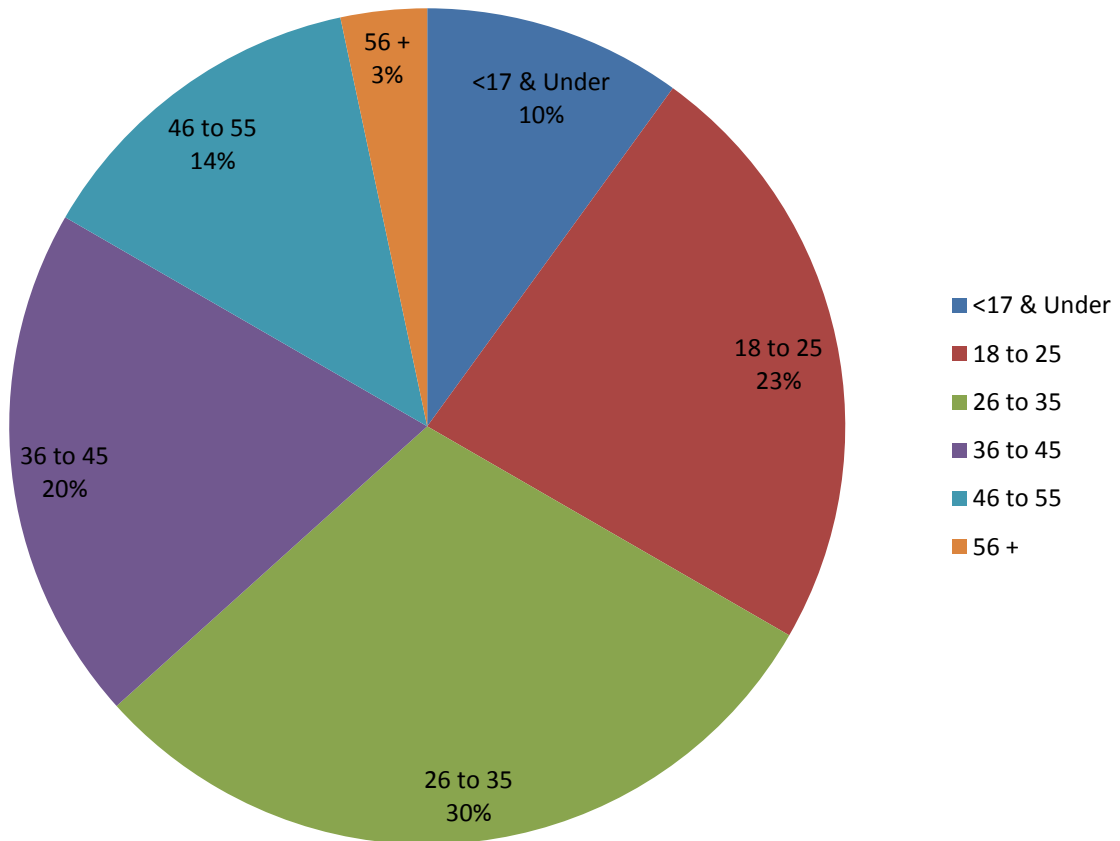
AB730 Violation Statistics March (03-31-2019)

Ethnic Background

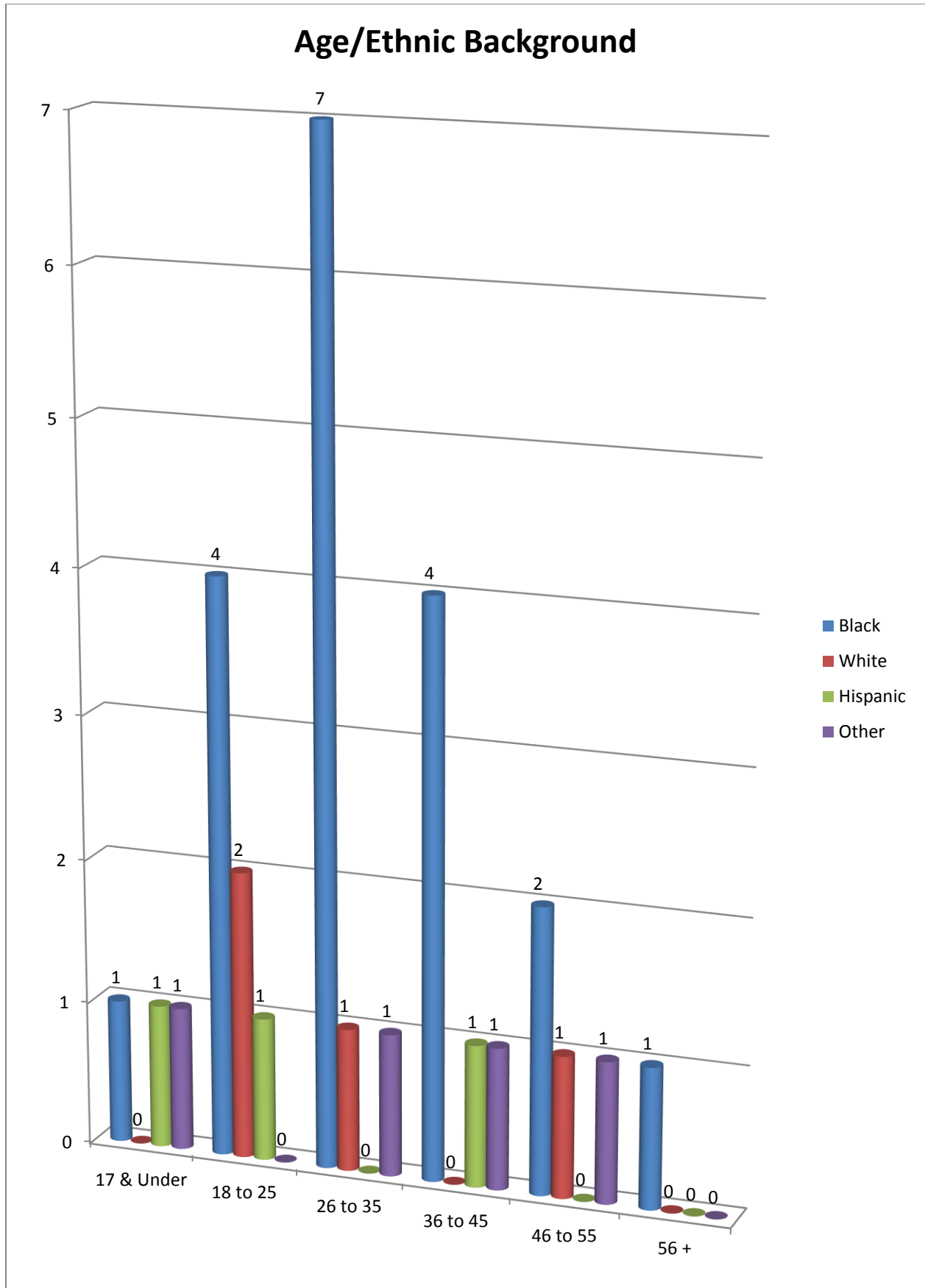


AB730 Violation Statistics March (03-31-2019)

Age

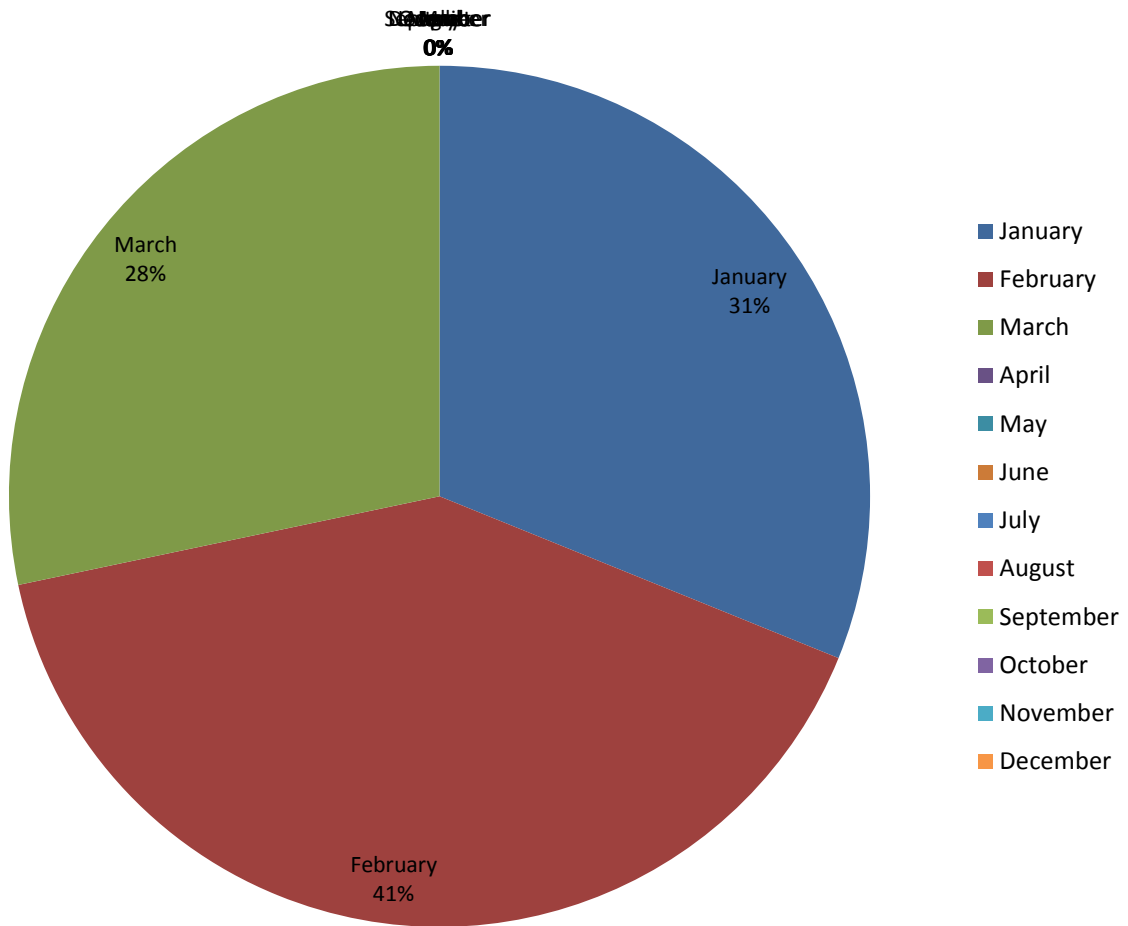


AB730 Violation Statistics March (03-31-2019)



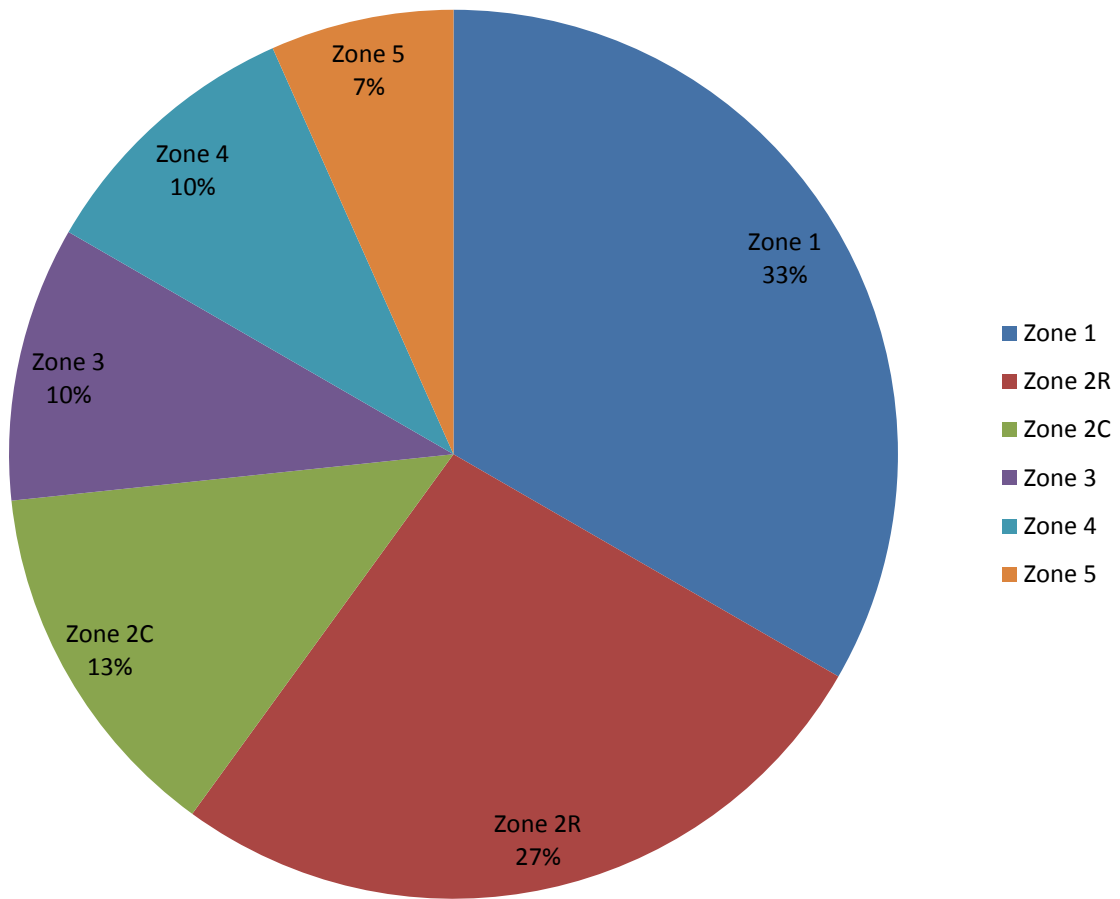
AB730 Violation Statistics March (03-31-2019)

Year to Date by Month



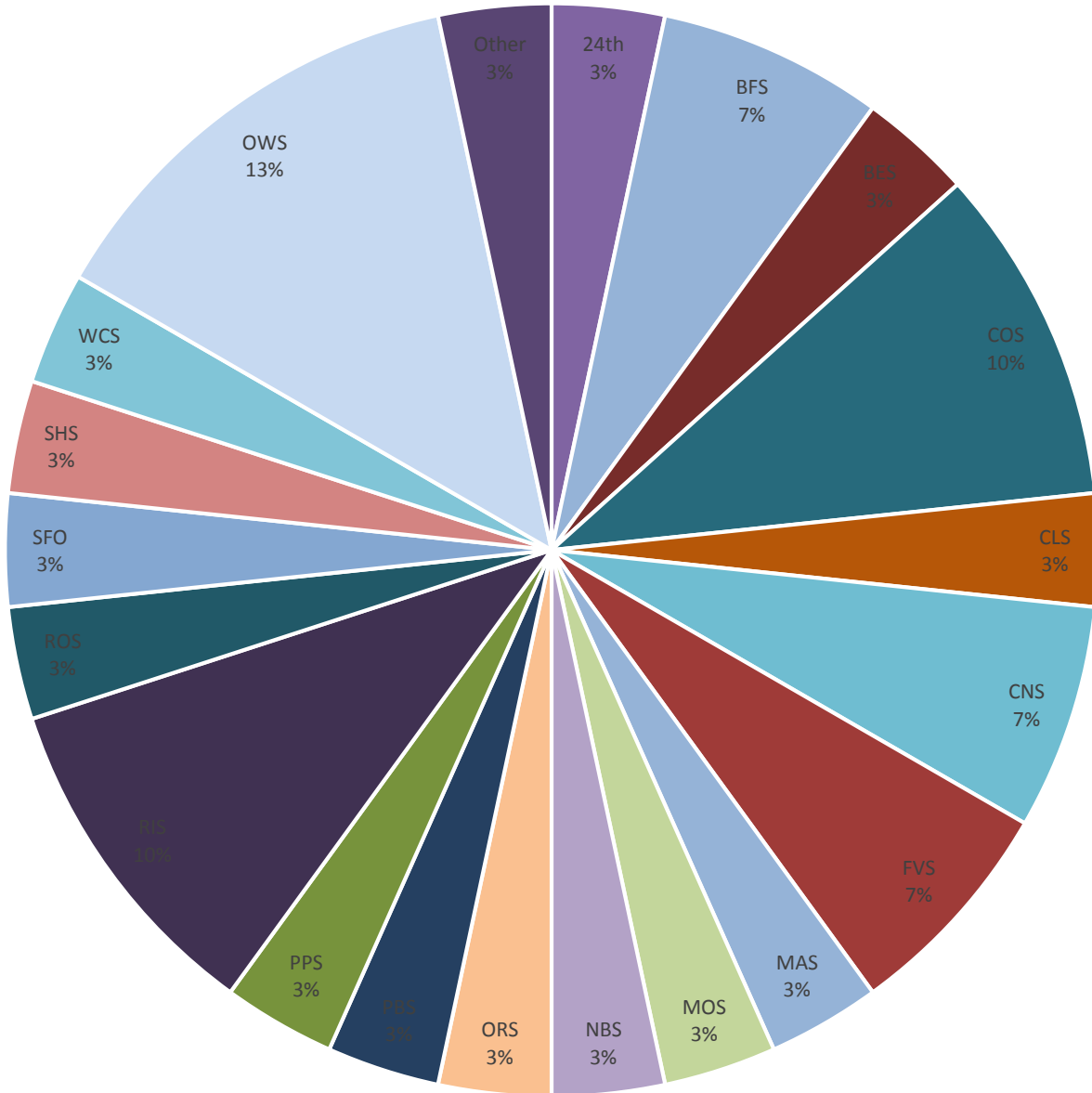
AB730 Violation Statistics March (03-31-2019)

Zone



AB730 Violation Statistics March (03-31-2019)

Stations



- 12th ■ 16th ■ 19th ■ 24th ■ AHS ■ BPS ■ BFS ■ BES ■ CVS ■ CCS ■ COS ■ CLS
- CDS ■ DCS ■ DPS ■ CPS ■ CNS ■ EMS ■ FMS ■ FVS ■ GPS ■ HAS ■ LAS ■ LMS
- MAS ■ MBS ■ MOS ■ NBS ■ NCS ■ ORS ■ PBS ■ PHS ■ PPS ■ RIS ■ ROS ■ SLS
- SFO ■ SHS ■ SSF ■ UCS ■ WCS ■ WDS ■ OWS ■ SBS ■ WSS ■ Other

Prohibition Order Statistics
(From April 1, 2019 to April 30, 2019)

Crime	Description	Prohibition Orders Issued	Percentage	In-Custody	Citations
664/187 PC	Attempt Murder				
215 PC	Carjacking				
211 PC 664/211 PC	Robbery/ Attempt Robbery				
241/243/422/415(3) PC	Assault/Battery/Threats to Station Agents	2		2	
243/422 PC	Battery/Threats to Train Operator				
243/422 PC	Battery/Threats to System Service or Other				
243(b)/71/69/422pc	Battery/Threats to Officer	5		5	
243(e)(1) PC	Domestic Battery				
273.5 PC	Domestic Battery– Corporal Injury	1		1	
243.3/243d/422 PC	Battery/Threats to Patron	12		10	2
243.4/288 PC	Sexual Battery				
245 PC	Assault with Deadly Weapon	1		1	
273d(a) PC/ 243a(b) PC	Child Abuse/ Endangerment				
314 PC	Indecent Exposure	2		2	
417 PC	Brandishing Weapon	1		1	
647(a) PC	Lewd Conduct	1			1
11352/11360 H&S	Narcotic Sales	1		1	
148 PC ;/ 237 PC	Resisting Arrest/ False Imprisonment				
Total		26	100%**	23 (%)**	3 (%)**

2019 AB730 STATISTICS

Crime	Description	Arrests	Prohibition Appeals	Mental Illness *	Transient	Juvenile (<18)
664/187 PC	Attempt Murder					
215 PC	Carjacking					
211 PC/ 664/211 PC	Robbery/ Attempt Robbery					
243/422 PC	Battery/Threats to Station Agent	2		1		
243/422 PC	Battery/Threats to Train Operator					
243/422 PC	Battery/Threats to System Service or Other					
243(b)/69/422 PC	Battery/Threats to Officer	5				
243(e)(1)PC	Domestic Battery					
273.5 PC	Domestic Battery– Corporal Injury	1				
243.3 PC/ 422 PC	Battery/Threats to Patron	10		1		
243.4/288 PC	Sexual Battery					
245 PC	Assault w/ Deadly Weapon	1				
487(c) PC	Theft from Person					
314 PC	Indecent Exposure	2				
417 PC	Brandishing Weapon	1				
647(A) PC	Lewd Conduct					
11352/11360 H&S	Sales of Illegal Narcotics	1				
148 PC ;/ 237 PC	Resisting Arrest/ False Imprisonment					
Total		23	0 (0%)**	2 (% **	# (% **	# (% **

2019 AB730 STATISTICS

Crime Classification	Prohibition Orders Issued	Percentage
Felony	11	%
Misdemeanor	15	%
	26	100%

Gender	Prohibition Orders Issued	Percentage
Male	23	%
Female	3	%
	26	100%

Ethnic Background	Prohibition Orders Issued	Percentage
Black	18	%
Hispanic	6	%
Other	0	%
White	2	%
	26	100%**

Age	Prohibition Orders Issued	Percentage
17 & Under	0	%
18 to 25	9	%
26 to 35	8	%
36 to 45	3	%
46 to 55	2	%
56 +	4	%
	26	100%**

2019 AB730 STATISTICS

Age/Ethnic Background	Black	Hispanic	Other	White
17 & Under	0	0	0	0
18 to 25	5	4	0	0
26 to 35	5	2	0	1
36 to 45	3	0	0	0
46 to 55	2	0	0	0
56 +	3	0	0	1
	18 (%)**	6 (%)**	0 (%)**	2 (%)**

Month	Prohibition Orders Issued	Percentage
January	33	%
February	43	%
March	30	%
April	26	%
May		%
June		%
July		%
August		%
September		%
October		%
November		%
December		
	132	100%**

Zone	Prohibition Orders Issued	Percentage
Zone 1 (Oakland)	9	%
Zone 2R (Berkeley & West Contra Costa County)	3	%
Zone 2C (East Contra Costa County)	6	%
Zone 3 (South Alameda County)	1	%
Zone 4 (San Francisco County)	6	%
Zone 5 (San Mateo County)	1	%
	26	100.25%**

2019 AB730 STATISTICS

Station	Prohibition Orders	Percentage
12 th Street (Oakland)		
16 th Street (San Francisco)		
19 th Street (Oakland)		
24 th Street (San Francisco)		
Ashby (Berkeley)		
Balboa Park (San Francisco)		
Bay Fair (San Leandro)		
Berkeley		
Castro Valley		
Civic Center (San Francisco)	1	
Coliseum (Oakland)		
Colma		
Concord	2	
Daly City		
Dublin Pleasanton		
El Cerrito Del Norte		
El Cerrito Plaza	1	
Embarcadero (San Francisco)		
Fremont		
Fruitvale (Oakland)		
Glen Park (San Francisco)		
Hayward		
Lafayette		
Lake Merritt (Oakland)	1	
MacArthur (Oakland)	3	
Millbrae		
Montgomery Street (San Francisco)	1	
North Berkeley		
North Concord	1	
Orinda		
Pittsburg	2	
Pleasant Hill	1	
Powell Street (San Francisco)	4	
Richmond	2	
Rockridge		
San Bruno		
San Leandro		
South Hayward		
South San Francisco		
Union City	1	
Walnut Creek		
Warm Springs		
West Dublin		
West Oakland	5	
San Francisco Airport (SFO)	1	
Other BART Property (P&R)		
Total Stations	26	100%**

2019 AB730 STATISTICS

January 2019

Public Utilities Code Section 99171(a) (1) (A)

There have been 0 violations during this month. No subjects were cited on three separate occasions for the violations, within a period of 90 consecutive days.

Violation	Description	Number of Violations
640(d)(1) PC	Willfully Disturbing Others	0
640(d)(4) PC	Blocking Free Movement	0
Total		0

*** In all cases involving mental illness issues, subjects are transported to and evaluated at a psychiatric facility prior to being booked at the jail or cited.**

**** Percentages rounded to nearest quarter of a percent - .25**

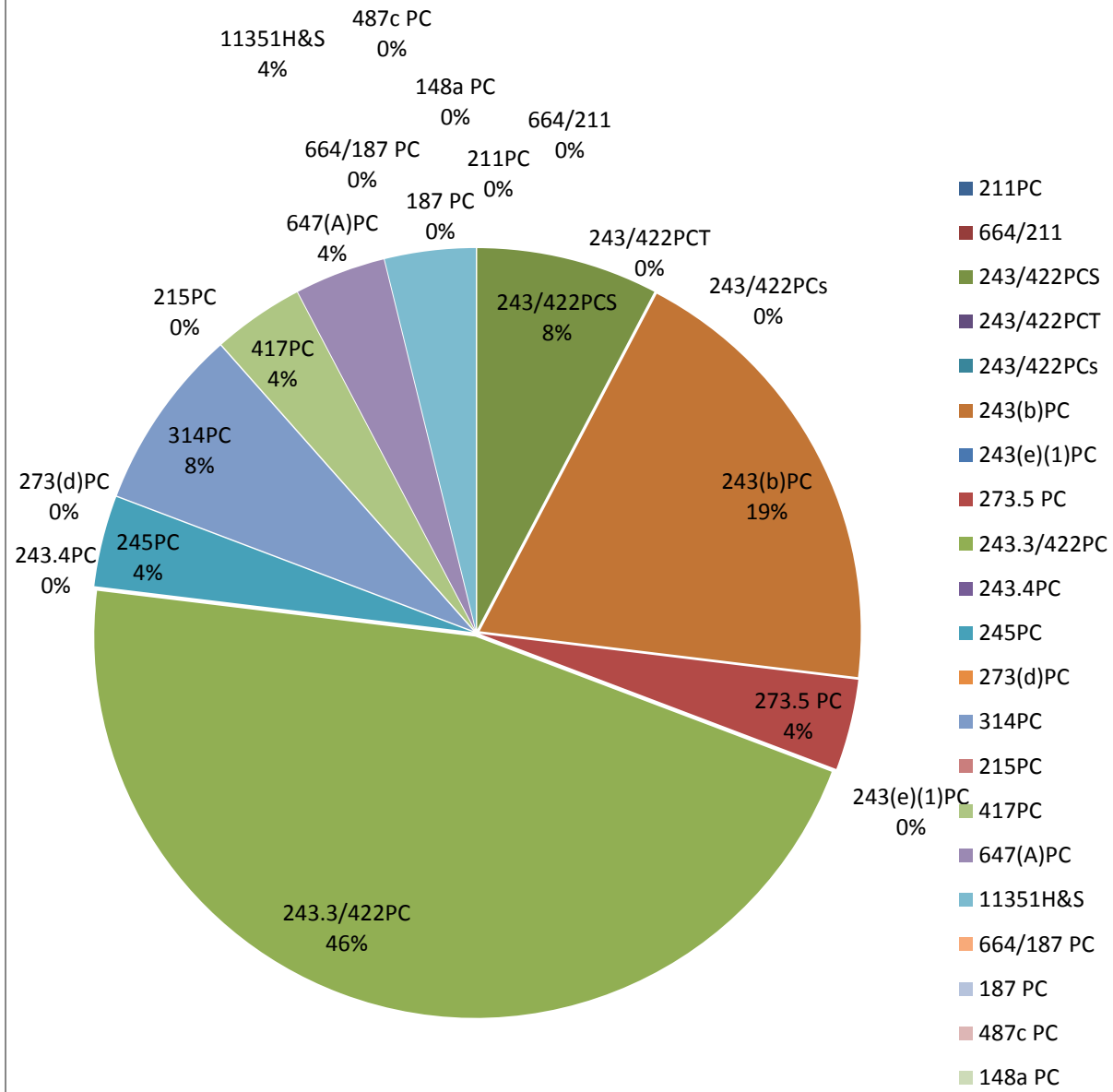
! Not a qualifying offense

Top 5 Stations for Part I Crime		
Arrests and Citations		
Felony		Not Available
Misdemeanor		Not Available
Arrest by Citation		Not Available
Fare Evasion		Not Available
Total Commendations Written		Not Available
Total Calls to ISRC (Dispatch)		Not Available
Total phone calls, 911 call, events created	Total Phone calls answered by ISRC	Not Available
	Total 911 Calls	Not Available
Field Interview Cards		Not Available

2019 AB730 STATISTICS

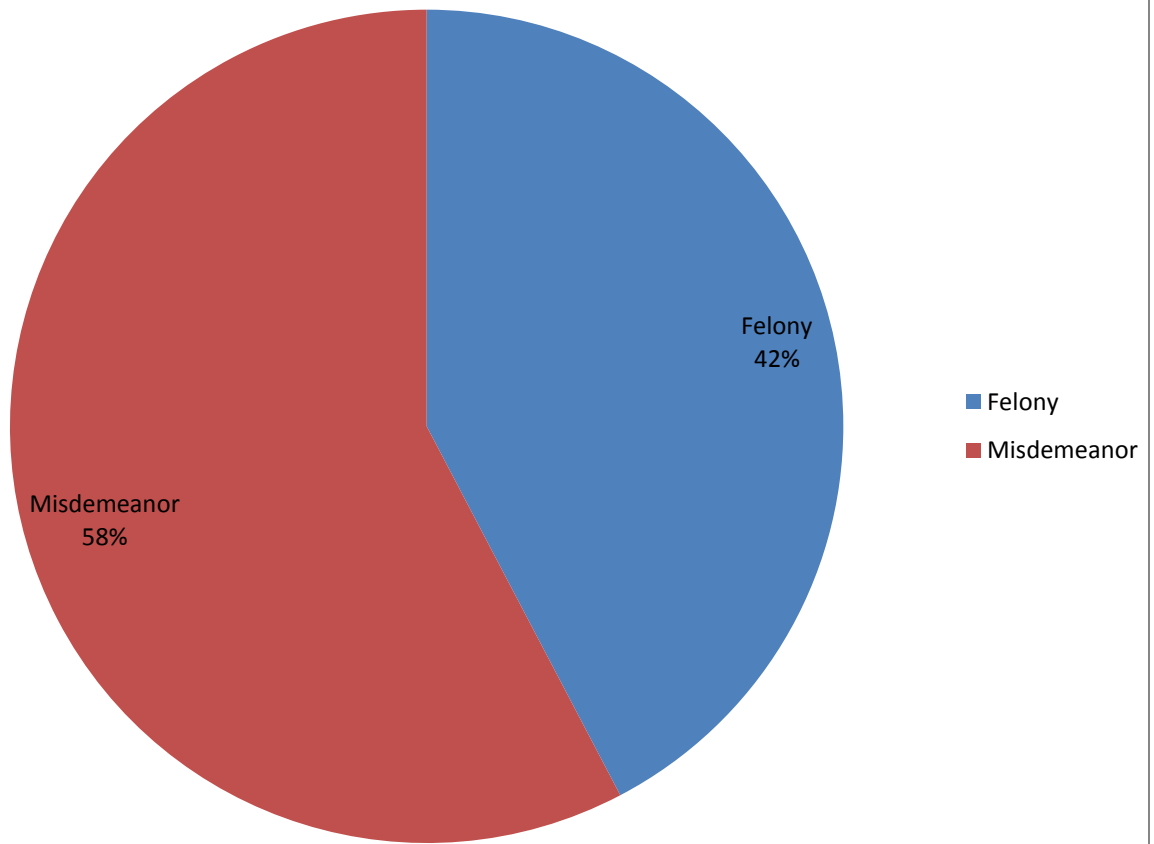
AB730 Violation Statistics April (04-31-2019)

Arrests



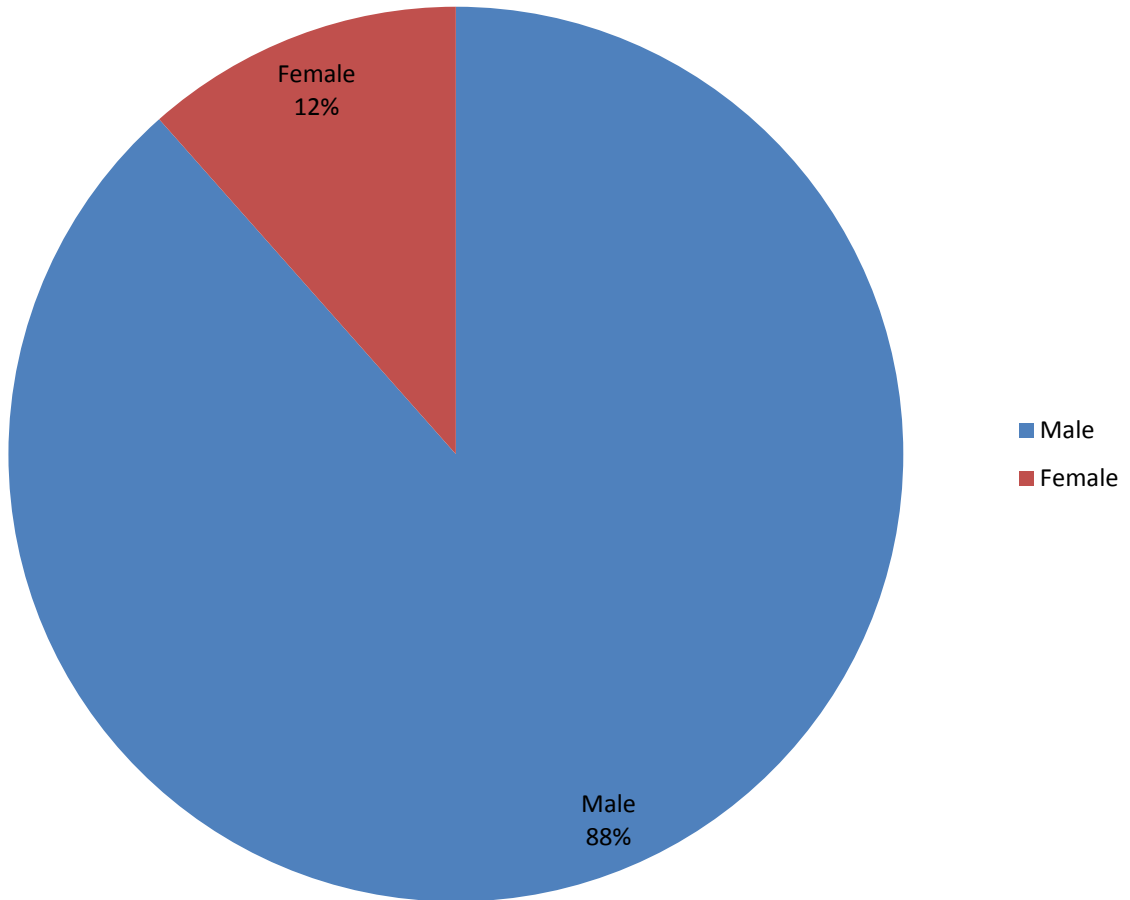
AB730 Violation Statistics April (04-31-2019)

Crime Classification



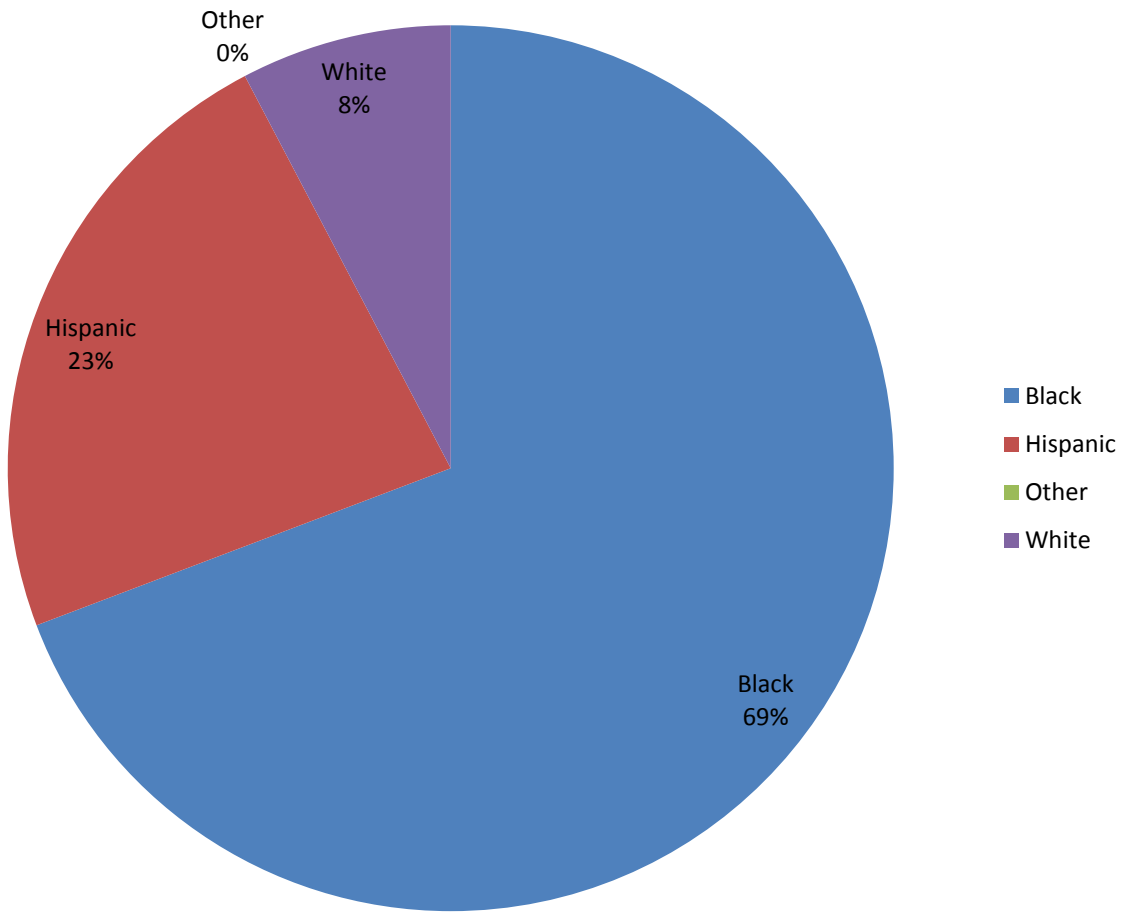
AB730 Violation Statistics April (04-31-2019)

Gender



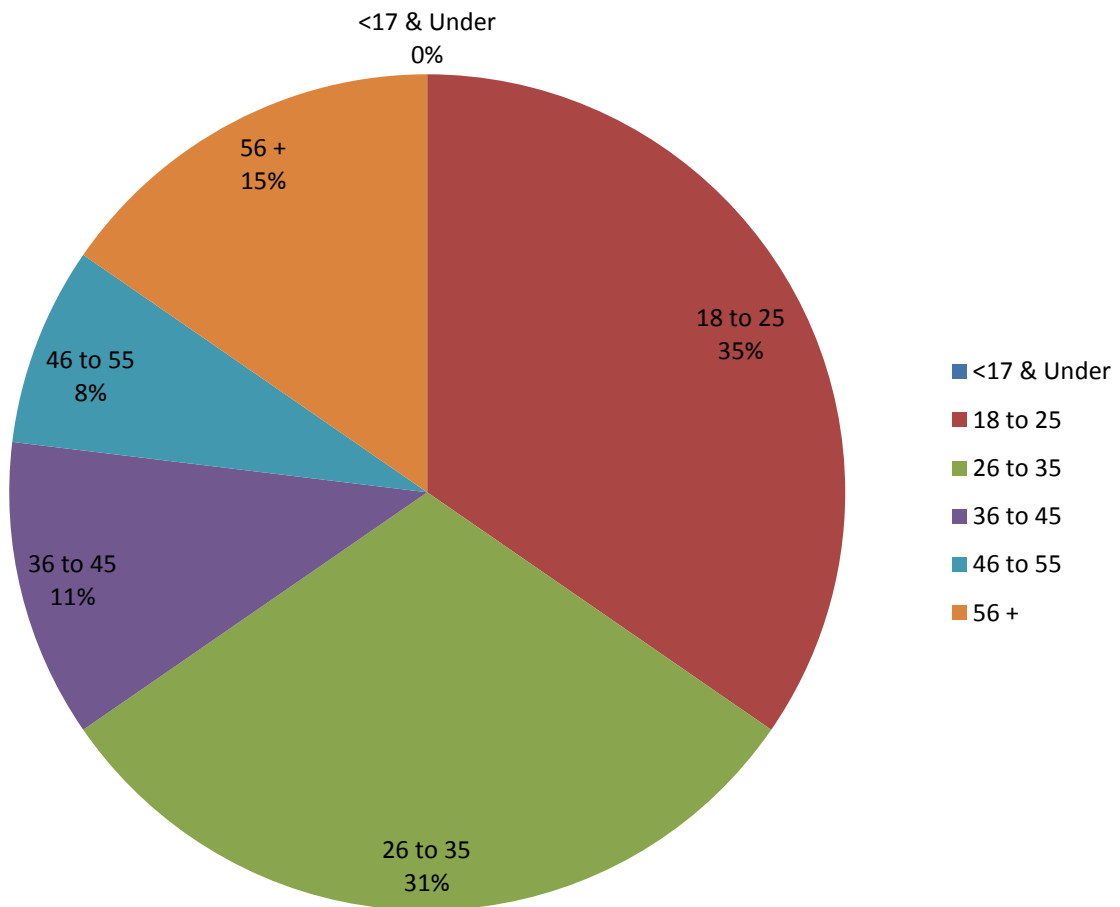
AB730 Violation Statistics April (04-31-2019)

Ethnic Background

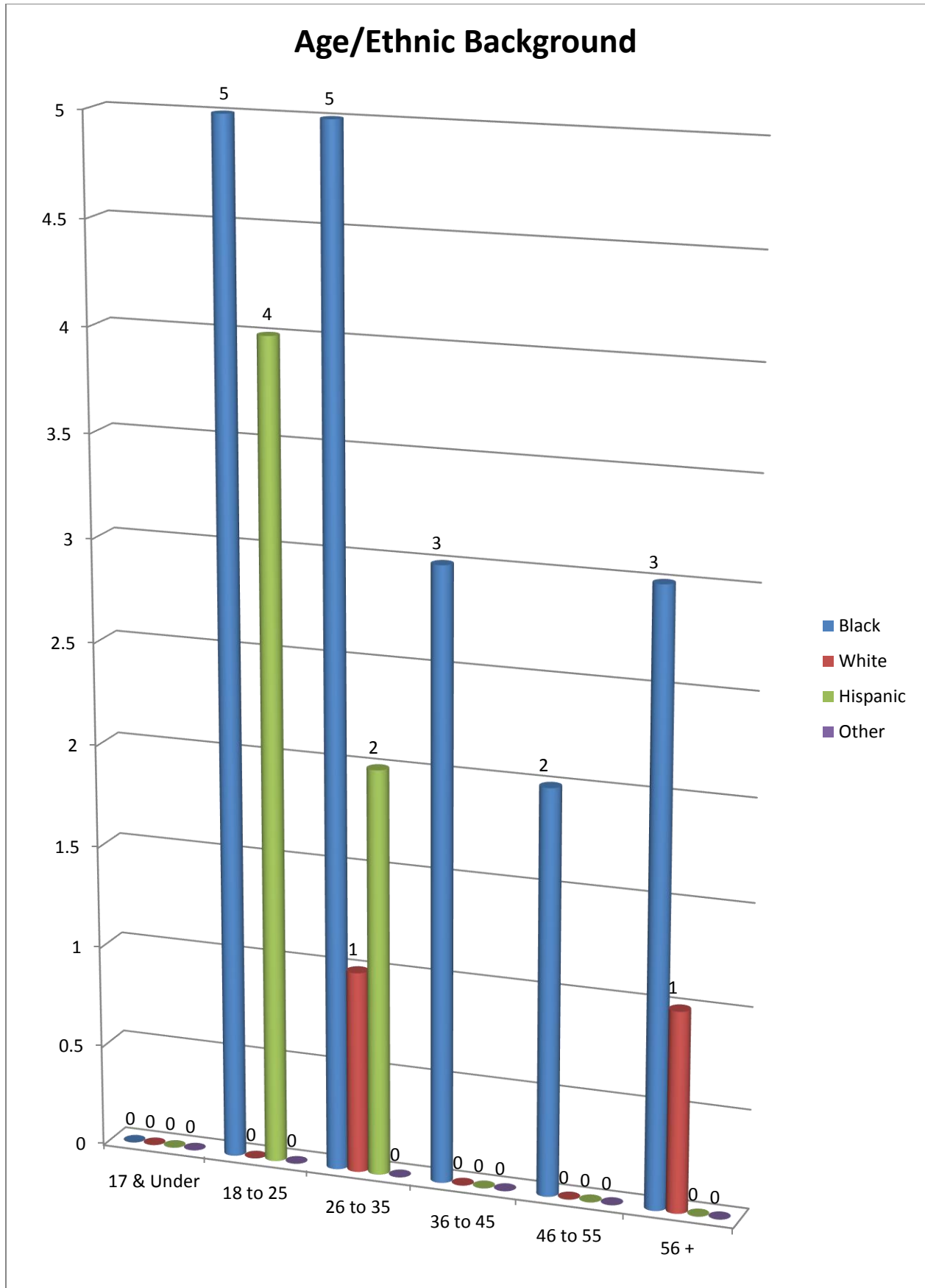


AB730 Violation Statistics April (04-31-2019)

Age

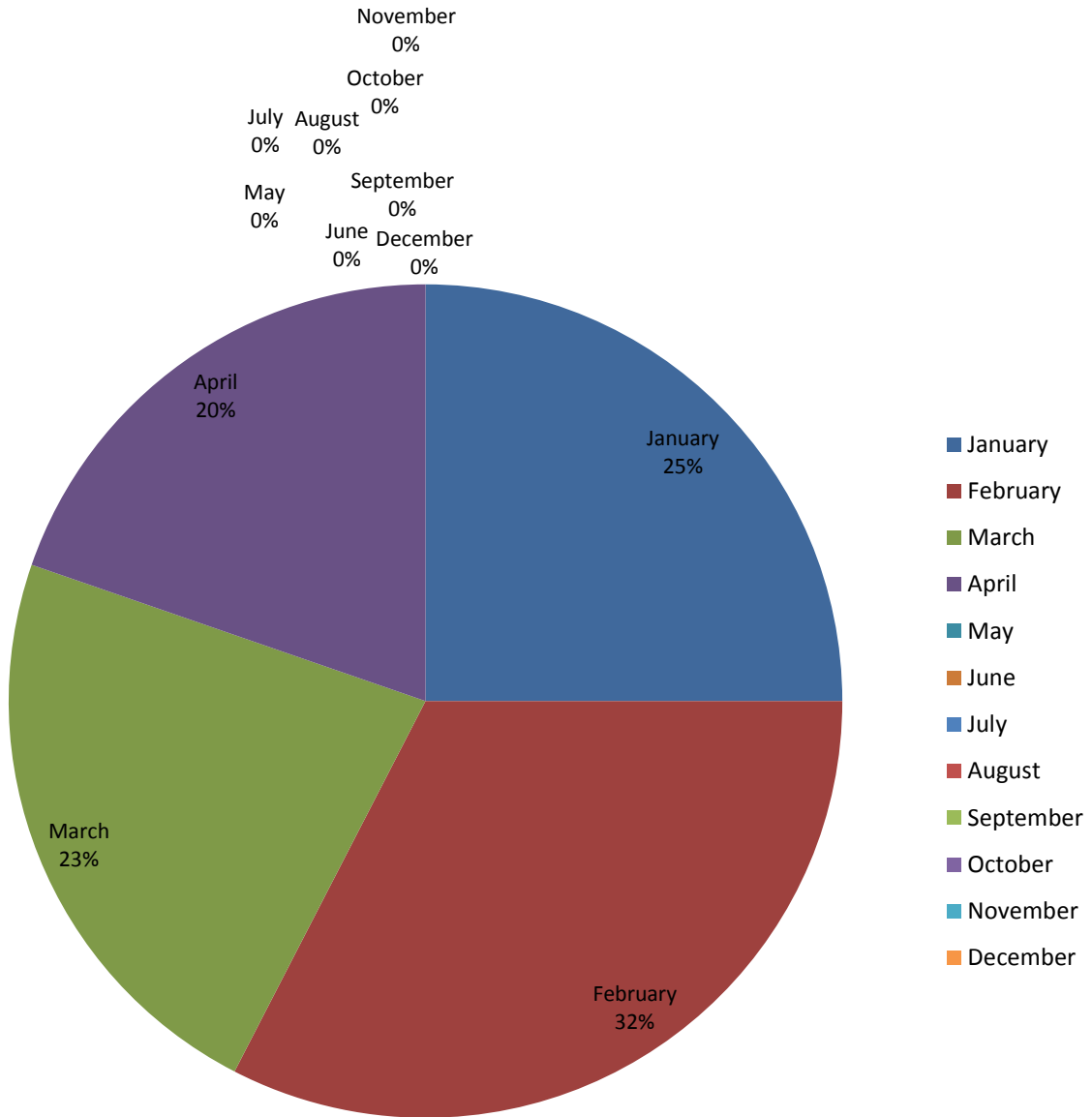


AB730 Violation Statistics April (04-31-2019)



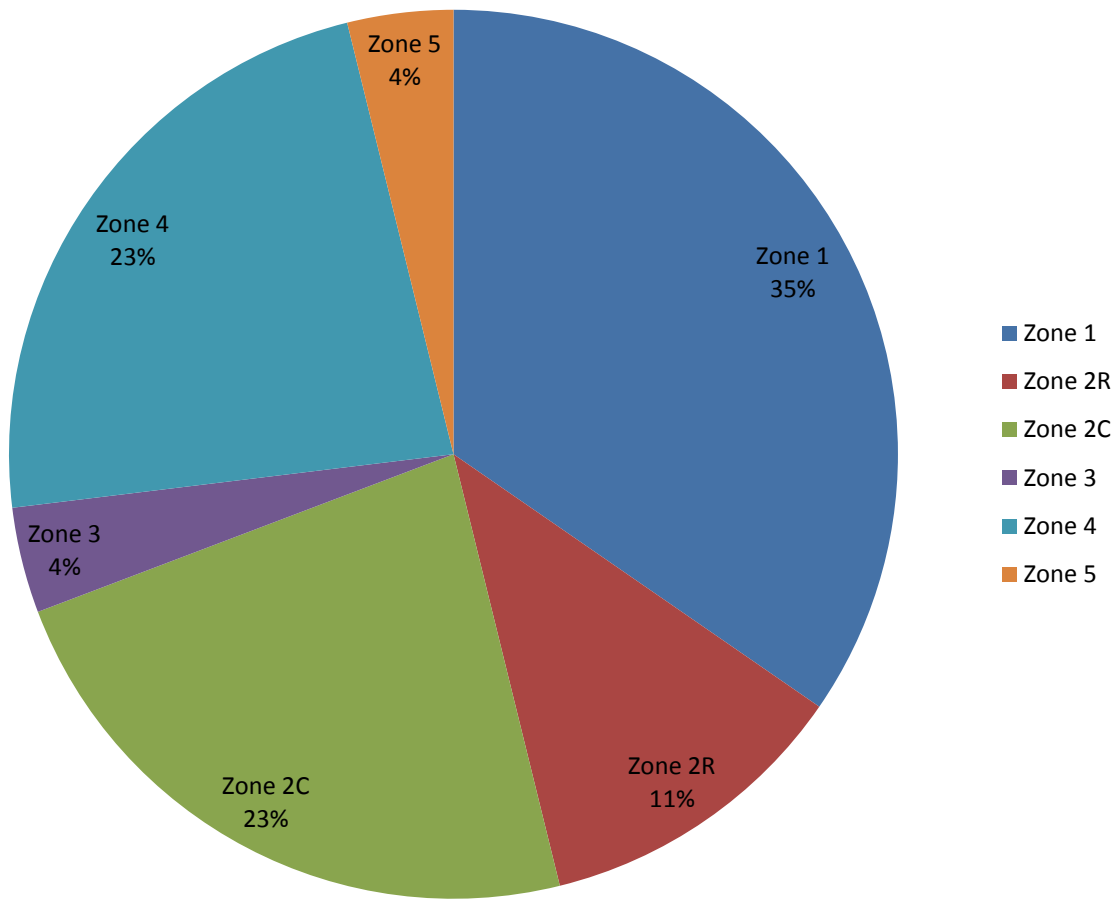
AB730 Violation Statistics April (04-31-2019)

Year to Date by Month



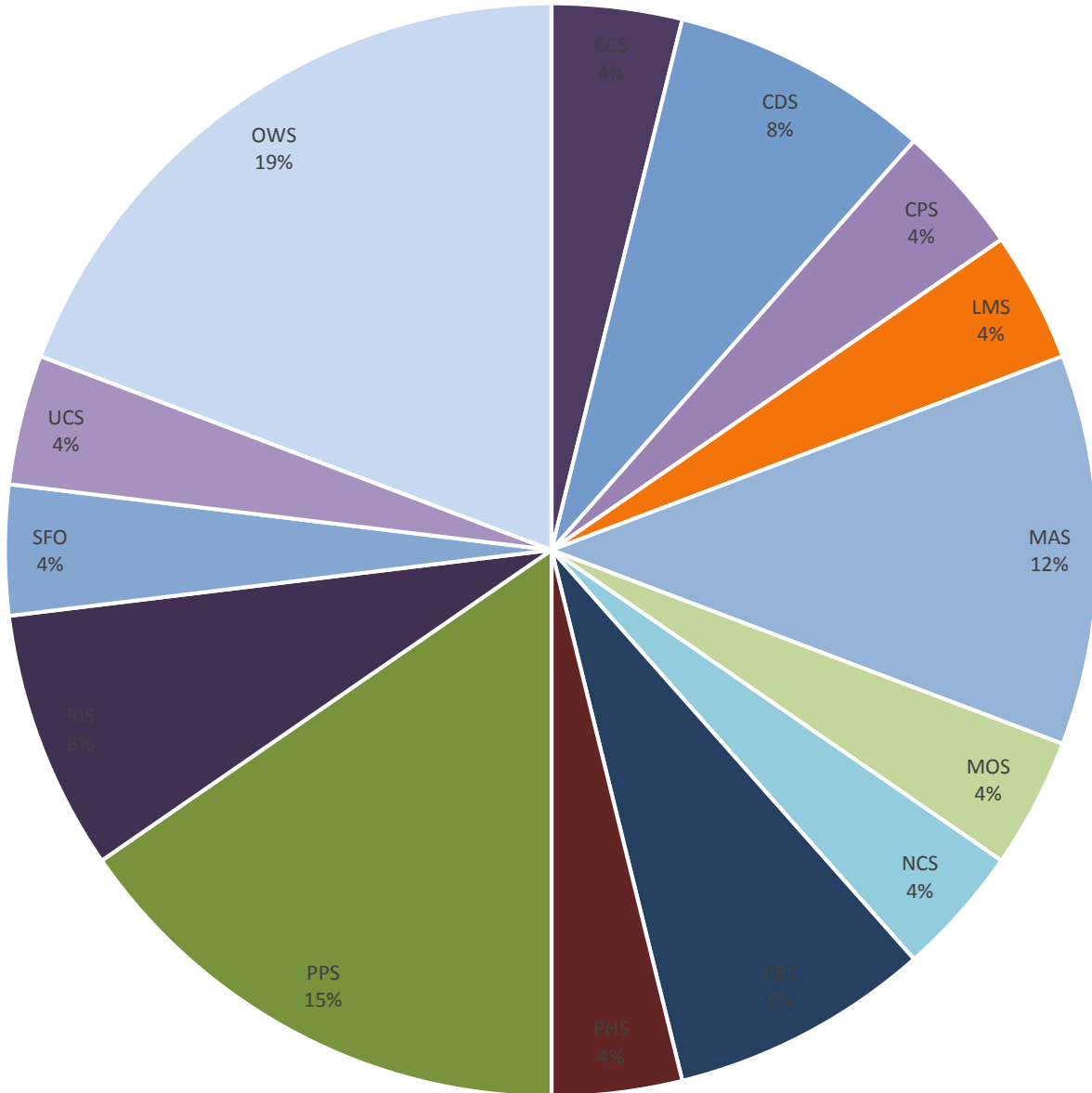
AB730 Violation Statistics April (04-31-2019)

Zone



AB730 Violation Statistics April (04-31-2019)

Stations



- 12th ■ 16th ■ 19th ■ 24th ■ AHS ■ BPS ■ BFS ■ BES ■ CVS ■ CCS ■ COS ■ CLS
- CDS ■ DCS ■ DPS ■ CPS ■ CNS ■ EMS ■ FMS ■ FVS ■ GPS ■ HAS ■ LAS ■ LMS
- MAS ■ MBS ■ MOS ■ NBS ■ NCS ■ ORS ■ PBS ■ PHS ■ PPS ■ RIS ■ ROS ■ SLS
- SFO ■ SHS ■ SSF ■ UCS ■ WCS ■ WDS ■ OWS ■ SBS ■ WSS ■ Other








MENTAL
HEALTH
FIRST AID®

May 28, 2019

Crisis Support Services of
Alameda County
Cristina Rita, MA

Mental Health First Aid Overview





What's Wrong?

-  Nearly 1 in 5 U.S. adults lives with a mental illness(44.7 million in 2016)
-  In 2016, an estimated 10.4 million adults (4.2%) in the U.S. had a serious mental illness
-  In 2017, 47,173 people in the U.S. died by suicide
-  There are 129.2 suicides a day on average in the U.S.
-  Suicide is the 10th overall cause of death









And That's Not



-  Mental health disorders are among the most common health conditions faced by Californians
-  Nearly 1 in 6 Californians experience a mental health condition
-  1 in 24 have a serious mental health condition that makes it difficult to carry out life activities
-  About two-thirds of adults and children with major depressive disorder did not get treatment



Why Mental Health First Aid?

-  Mental health problems are common
-  Stigma is associated with mental health problems
-  Many people are not well informed
-  Professional help is not always on hand
-  People often do not know how to respond
-  People with mental health problems often do not seek help



Our Response



So, how do we identify,
understand and
respond to signs of
addictions and mental
illnesses?

Mental Health First Aid




Mental Health First Aid is the initial help offered to a person developing a mental health or substance use problem or experiencing a mental health crisis. The first aid is given until appropriate treatment and support are received or until the crisis resolves.



What Participants Learn



- ⊕ **Risk factors and warning signs** of mental health and substance use problems
- ⊕ **Information** on depression, anxiety, trauma, psychosis and substance use
- ⊕ A **5-step action plan** to help someone who is developing a mental health problem or is in crisis
- ⊕ Available evidence-based professional, peer and self-help **resources**



Mental Health First Aid Action Plan



Assess for risk of suicide or harm



Listen nonjudgmentally



Give reassurance and information



Encourage appropriate professional help



Encourage self-help and other support strategies



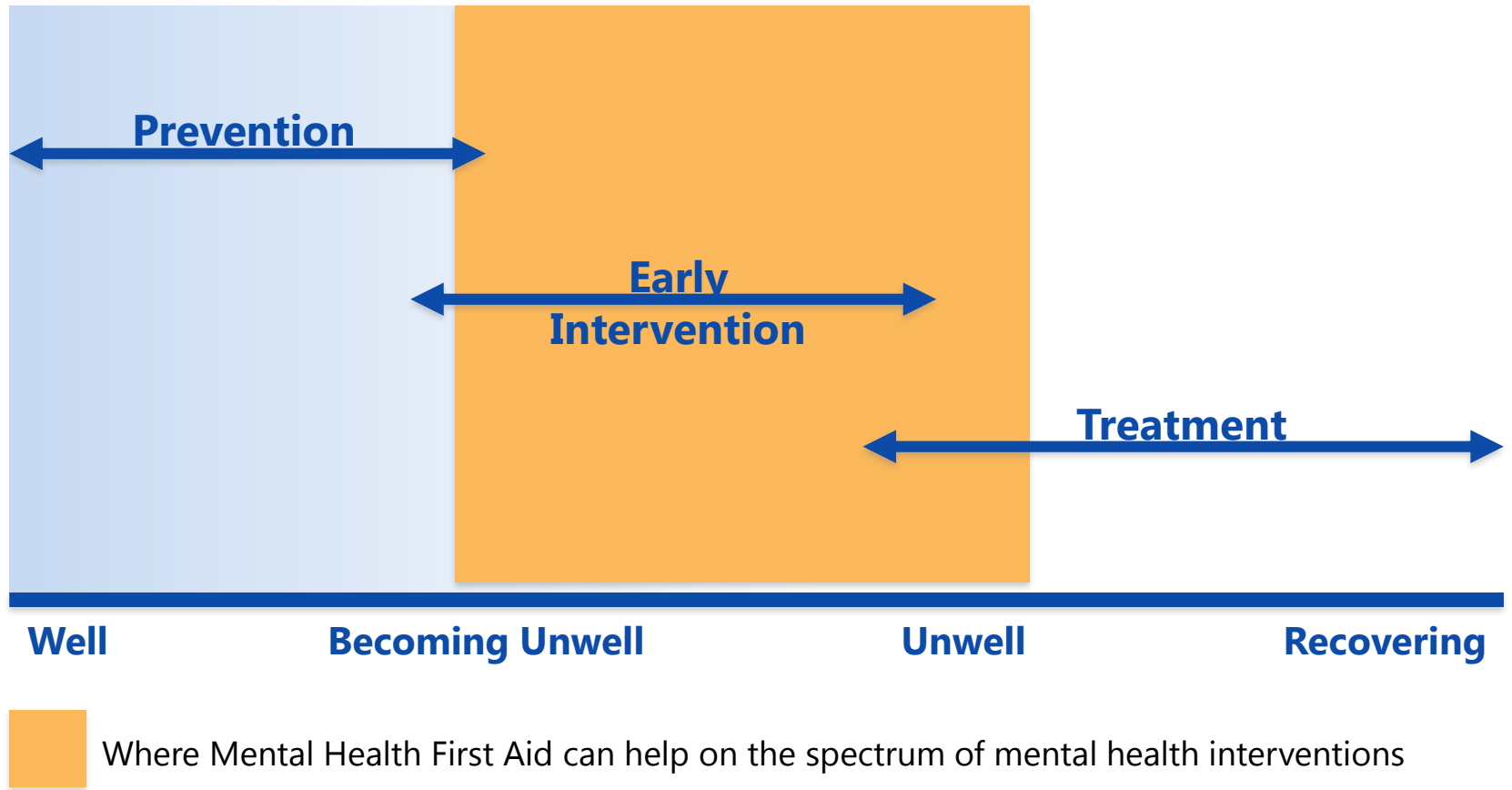
Adult Curriculum Overview



MENTAL
HEALTH
FIRST AID™

- What is Mental Health First Aid?
- Mental Health Problems in the United States
- Mental Health First Aid Action Plan
- Understanding Depression and Anxiety
- Mental Health First Aid Action Plan for Depression and Anxiety
 - > *Suicidal Behavior - Depressive Symptoms*
 - > *Non-Suicidal Self-Injury*
 - > *Panic Attacks*
 - > *Traumatic Events*
 - > *Anxiety Symptoms*
- Understanding Psychosis
- Mental Health First Aid Action Plan
 - > *Acute Psychosis - Disruptive or Aggressive Behavior*
- Understanding Substance Use Disorders
- Mental Health First Aid Action Plan
 - > *Overdose – Withdrawal*
 - > *Substance Use Disorders*
- Using your Mental Health First Aid Training

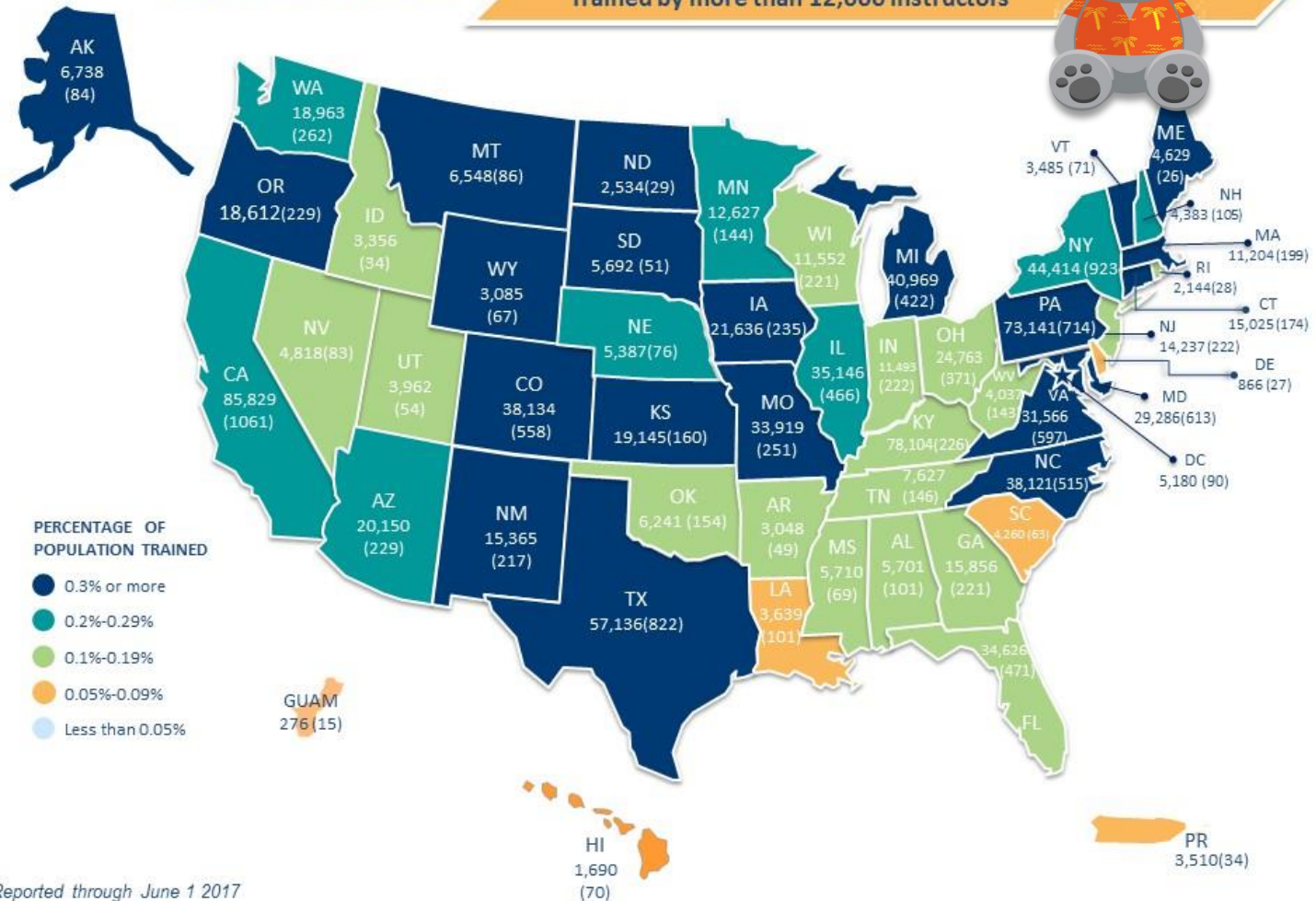
Where Mental Health First Aid Can Help



Who We're Reaching

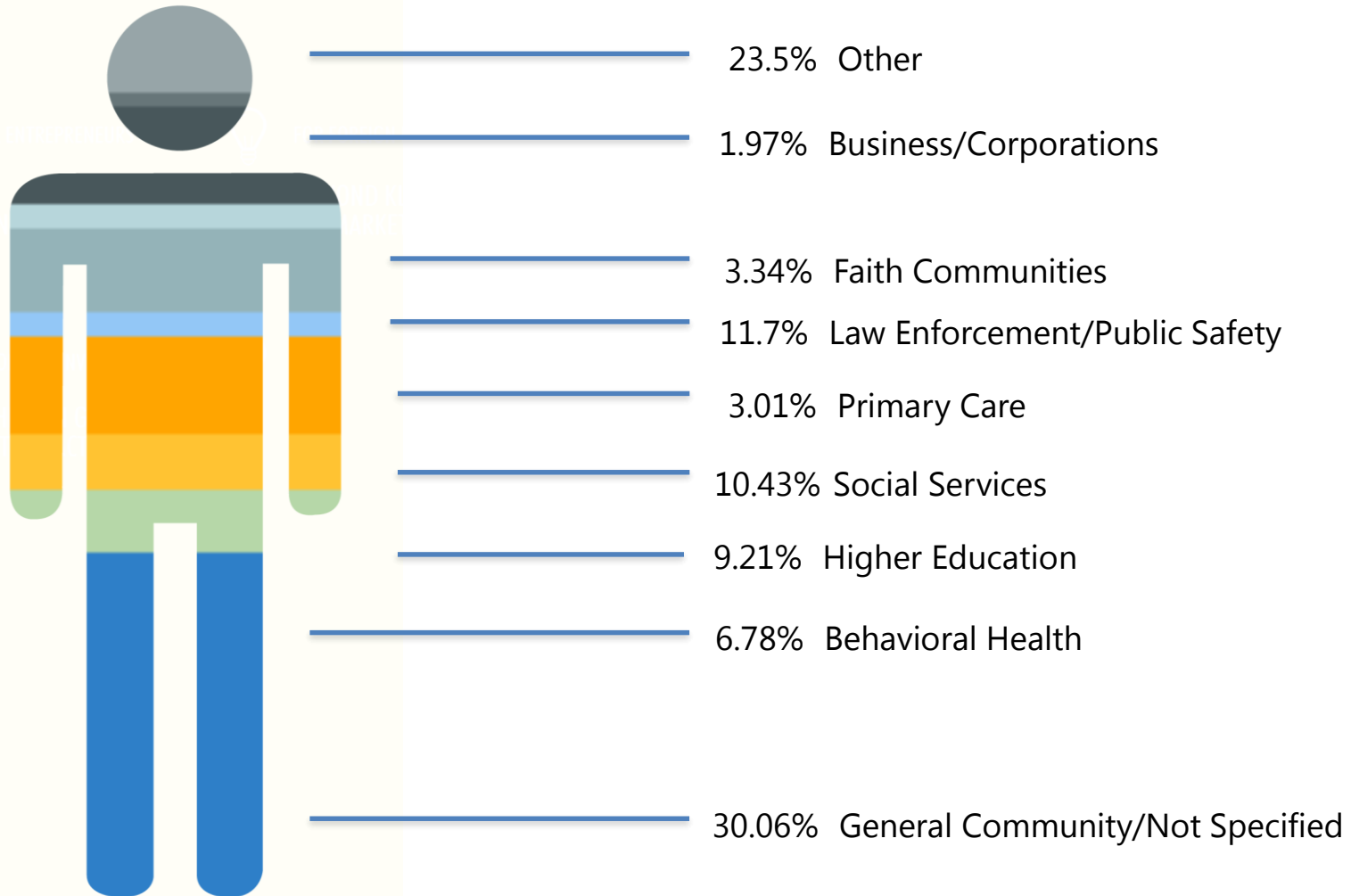
ALGEE-OMETER

More than 1,000,000 First Aiders in the US
Trained by more than 12,000 Instructors



Reported through June 1 2017

Who We're Reaching



Support for Mental Health First Aid



MENTAL
HEALTH
FIRST AID™

Teachers, supervisors, first responders, caretakers, co-workers, journalists, parents and even **international superstars** and **First Ladies** love Mental Health First Aid.



Lady Gaga  @ladygaga · May 7



Lady Gaga Wants You To #BeKindBeTheDifference For Mental Health

As a celebrity who always strives to be at the forefront of social and political activist causes, it should come as no surprise that Lady Gaga's

elitedaily.com



Michelle Obama talks about the importance of Mental Health First Aid

In the News



REFINERY29

May 3, 2018 | Refinery29

[Why We Need Mental Health First Aid Training](#)



INDEPENDENT

May 11, 2018 | The Independent

[Why Learning Mental Health First Aid Can Change a Life](#)

BUSTLE

May 12, 2018 | Bustle

[Cynthia Germanotta, Lady Gaga's Mom, Wants Mental Health First Aid To Be A Priority With The "Be Kind Be The Difference" Campaign](#)

What People Are Saying



MENTAL
HEALTH
FIRST AID™




Born This Way  @BTWFoundation · 16 Apr 2016

#BeBrave and take advantage of these training opportunities from @MHFirstAidUSA. You could save a life:



Geraldine @WithStarsOn · 3h 

Pretty poignant that I've completed my #MHFA training during #MentalHealthAwarenessWeek thanks to @AwareNI and @UNISONNI. Mental health first aid is something that everyone should be trained in as you never know when or where it'll be needed 



@skoop  @skoop · Apr 20 

Done. I think this was probably the training course that I learned most in in the past 20 or so years. Very proud of this one #mhfa



Michelle Molina Cruz @MicMolinaCz · 29 Aug 2017 

Replying to @MHFirstAidUSA

I loved the certification program and now I feel more confident in opening the conversation to help others. #MHFirstAidUSA #mentalhealth



MENTAL
HEALTH
FIRST AID™

Mental Health First Aid Works

"In July 2015, I took a Mental Health First Aid course at WestCare Nevada. Little did I know that just a few days later I would be using the information and techniques I had learned in the class in a real life situation."

-Rick Denton, Peer Support Specialist



"I've taken regular first aid, and I've used both, but certainly the opportunities to use Mental Health First Aid are much more abundant."

- Nathan Krause, Pastor



"On a daily basis, we're presented with people dealing with mental illness. Every day, this training will be beneficial."

- Sgt. Steven Parkinson, Police Officer



Mental Health First Aid's Value



**MENTAL
HEALTH
FIRST AID™**

\$20 =



MANUALS

Each participant manual for the Mental Health First Aid course costs \$20.

\$75 =



SUPPLIES

The cost of supplies for one Mental Health First Aid course is approximately \$75. Supplies include pens, paper, markers and other office supplies necessary for the teaching of the course material.

\$170 =



ONE NEW FIRST AIDER

The total cost of training one new Mental Health First Aider is \$170.

\$1,800 =



ONE NEW INSTRUCTOR

The cost of training one new instructor is \$1,800. Each new instructor goes on to train hundreds of people in the potentially life-saving skills of Mental Health First Aid.

Find or Host a Course



ORDER MATERIALS

INSTRUCTOR LOGIN

TAKE A COURSE

BE AN INSTRUCTOR

BE THE DIFFERENCE

ABOUT

NEWS

WHAT YOU LEARN

COURSE TYPES

ADULT

YOUTH

ONLINE RE-CERTIFICATION

ONE MIND PLEDGE

Sign up for a class near you

FIND A COURSE



Bloomberg says employers want employees to support colleagues in crisis with Mental Health First Aid at Work.

READ MORE ▶

www.MentalHealthFirstAid.org

Take a Course.

You could be the help someone needs.

**Find a Course or Instructor near you:
www.MentalHealthFirstAid.org**

**Contact Us:
Info@MentalHealthFirstAid.org
202.684.7457**





CRISIS SUPPORT SERVICES

of Alameda County

For more information please contact:

Mercedes Coleman, Director of Community Education

Office Phone: 510-420-2473

Email: mcoleman@crisissupport.org

Cristina Rita, MA Community Education Program Coordinator

Office Number: 510-420-3203

Mobile Number: 510-557-1623

Email: crita@crisissupport.org



MENTAL HEALTH FIRST AID

On average, there are

123

SUICIDES A DAY.

American Foundation for Suicide Prevention

From 1999 to 2016,

630,000

people died from
DRUG OVERDOSE.

Centers for Disease Control and Prevention

Nearly **1** in **5** U.S.
adults lives with a
MENTAL ILLNESS.

*National Institute of Mental Health via the
National Survey on Drug Use and Health
and the Substance Abuse and Mental
Health Services Administration*

Why Mental Health First Aid?

Mental Health First Aid teaches you **how to identify, understand and respond to signs of mental illnesses and substance use disorders**. This 8-hour training gives you the skills you need to reach out and provide initial support to someone who may be developing a mental health or substance use problem and help connect them to appropriate care.

WHO SHOULD TAKE IT

- Employers
- Police officers
- Hospital staff
- First responders
- Faith leaders
- Community members
- Caring individuals

WHAT IT COVERS

- Common signs and symptoms of mental illness.
- Common signs and symptoms of substance use.
- How to interact with a person in crisis.
- How to connect the person with help.
- **NEW:** How to administer naloxone in the event of an opioid overdose.

The course will teach you how to apply the ALGEE action plan:

- **Assess** for risk of suicide or harm
- **Listen** nonjudgmentally
- **Give** reassurance and information
- **Encourage** appropriate professional help
- **Encourage** self-help and other support strategies

More than 1 million trained!

TO FIND A COURSE OR CONTACT AN INSTRUCTOR IN YOUR AREA, VISIT
www.MentalHealthFirstAid.org OR EMAIL Info@MentalHealthFirstAid.org.

To request a training from Crisis Support Services of Alameda County, contact:
Community Education Program
communityeducation@crisissupport.org



MENTAL
HEALTH
FIRST AID®