

**SAN FRANCISCO BAY AREA RAPID TRANSIT DISTRICT**  
300 Lakeside Drive, P. O. Box 12688, Oakland, CA 94604-2688  
(510) 464-6000

**NOTICE OF MEETING AND AGENDA**  
**BART POLICE CITIZEN REVIEW BOARD**  
December 10, 2018

A Meeting of the BART Police Citizen Review Board (BPCRB) will be held on Monday, December 10, 2018, at 4:00 p.m. The Meeting will be held in the BART Board Room, Kaiser Center 20th Street Mall – 2040 Webster Street, Oakland, California.

**AGENDA**

1. Call to Order.
  - a. Roll Call.
  - b. Pledge of Allegiance.
  - c. Introduction of Special Guests.
2. Approval of Minutes of the Meeting of October 15, 2018 and November 19, 2018.  
For Discussion and Action.
3. Chief of Police's Report. For Discussion and Action.
  - a. BART Police Department (BPD) Monthly Report for October 2018
  - b. Diversity Report
  - c. Proof of Payment Program
4. Creation of a Subcommittee: Review of BPD Policy# 310. For Discussion and Action.
5. National Association for Civilian Oversight of Law Enforcement (NACOLE) Regional Training.  
For Discussion and Action.
6. 2019 BPCRB Training Schedule. For Discussion and Action.
7. Independent Police Auditor's Report. For Discussion and Action.
  - a. Office of the Independent Police Auditor (OIPA) Monthly Report for November 2018
8. Public Comment (Limited to 3 minutes per speaker).  
(An opportunity for members of the public to address the BPCRB on matters under their jurisdiction and not on the agenda.)
9. Adjournment.

Please refrain from wearing scented products (perfume, cologne, after-shave, etc.) to this meeting, as there may be people in attendance susceptible to environmental illnesses.

BART provides service/accommodations upon request to persons with disabilities and individuals who are limited English proficient who wish to address Board matters. A request must be made within one and five days in advance of Board meetings, depending on the service requested. Please contact the Office of the District Secretary at (510) 464-6083 for information.

BPCRB Meeting Agenda materials will be made available to the public at the meeting and may also be accessed and downloaded 72 hours prior to the meeting at <http://www.bart.gov/about/bod/advisory/crb> (click on "Agenda").

Pursuant to Govt. Code §54953.5, the audio recording of the open session portions of this public meeting shall be subject to inspection pursuant to the California Public Records Act (CPRA). Requests for information under the CPRA should be filed with the BART Office of the District Secretary.

**SAN FRANCISCO BAY AREA RAPID TRANSIT DISTRICT**  
300 Lakeside Drive, P.O. Box 12688, Oakland, CA 94604-2888

**BART Police Citizen Review Board**  
**Monday, October 15, 2018**

A Meeting of the BART Police Citizen Review Board (BPCRB) was held on Monday, October 15, 2018, at 4:00 p.m. The Meeting included a simultaneous teleconference call at the following locations:

BART Board Room Kaiser Center 20 <sup>th</sup> Street Mall – Third Floor 2040 Webster Street Oakland, CA 94612	Marriott’s Waikoloa Ocean Club Meeting Location: Business Center 69-275 Waikoloa Beach Drive Waikoloa Village, HI 96738
---	--

Members Present: Chairperson George Perezvelez, Vice Chairperson William White, Kenneth Loo, Pete Longmire, Darren White, Les Mensinger, and Richard Knowles.

BART Staff: BART Police Department (BPD) Chief of Police Carlos Rojas, BPD Deputy Chief Lance Haight, BPD Lieutenant Kevin Franklin, BPD Sergeant Anisa McNack, BPD Sergeant MarySol Castañeda, BPD Officer Alberto Alvarez, BPD Officer Jimmy Chung, Independent Police Auditor Russell Bloom, Independent Police Investigator Patrick Caceres, Senior Administrative Analyst Sarah Celso, BPD Senior Administrative Analyst LaTonia Peoples-Stokes, Assistant District Secretary Jacqueline Edwards, Principal Administrative Analyst May Cooper, and BPD Temporary Staff Assistant Sharon Kidd.

Others Present: BART Director Debora Allen, BART Director Thomas Blalock, BART Director Rebecca Saltzman and Members of the Public.

Agenda items discussed:

- 1. Call to Order.**  
The regular meeting was called to order at 4:11 p.m. by Chairperson George Perezvelez.
- 2. Call for Quorum.**  
Chairperson George Perezvelez, Vice Chair William White, Darren White, David Rizk, and Richard Knowles were present, amounting to a quorum.
- 3. Pledge of Allegiance Recital.**  
The pledge of allegiance was recited.
- 4. Approval of Minutes of Prior Board Meeting. For Discussion and Action.**

A motion to approve the minutes for the prior Board meeting was made by Mr. W. White and seconded by Mr. D. White. The motion passed with four votes in favor, zero against and one abstention.

**5. Introduction of New District 7 BPCRB Member Christina Gomez and Oath of Office.**

Assistant District Secretary Jacqueline Edwards administered the oath of office to Ms. Gomez.

Chairperson Perezvelez welcomed Ms. Gomez to the BPCRB.

Ms. Gomez gave a brief statement about herself.

**6. Chief of Police's Report. For Discussion and Action.**

Chief Rojas welcomed Ms. Gomez to the BPCRB.

- a. BPD Monthly Report for August 2018.  
Chief Rojas presented the BPD Monthly Report for August 2018 and he answered questions from the BPCRB

Lieutenant Franklin answered questions from the BPCRB.

**7. BPD Defensive Tactics Training Presentation. For Discussion and Action.**

Deputy Chief Haight introduced this item.

Officer Alvarez and Officer Chung presented a PowerPoint presentation on BPD Defensive Tactics Training to the BPCRB.

The BPCRB discussed this item.

Deputy Chief Haight addressed the BPCRB.

Chief Rojas answered questions from the BPCRB.

Officer Alvarez answered questions from the BPCRB.

This item will be put on a future agenda for further discussion.

**8. National Association for Civilian Oversight of Law Enforcement (NACOLE) Annual Conference Report Back. For Discussion.**

*This item was skipped. It will be added to the agenda for next month's meeting.*

**9. Independent Police Auditor's Report. For Discussion and Action.**

- a. Office of the Independent Police Auditor (OIPA) Monthly Report for September 2018.

Mr. Bloom presented the OIPA Monthly Report for September 2018.

Chief Rojas answered questions from the BPCRB.

- 10. General Discussion and Public Comment. Limited to 3 minutes per speaker.**  
(An opportunity for members of the public to address the BPCRB on matters under their jurisdiction and not on the agenda.)

Chairperson Perezvelez called for Public Comment.

No General Discussion.

No Public Comment.

The BPCRB convened into closed session at 6:52 p.m.

- 11. Closed Session.**

- a. To Consider Public Employee Discipline/Dismissal/Release in Office of the Independent Police Auditor Case #18-03. Gov. Code §54957

A motion to extend the meeting to 6:15 p.m. was made by Mr. Rizk and seconded by Mr. Knowles. The motion passed unanimously.

A motion to extend the meeting to 6:25 p.m. was made by Mr. Rizk and seconded by Ms. Gomez. The motion passed unanimously.

A motion to extend the meeting to 6:30 p.m. was made by Mr. Rizk and seconded by Chairperson Perezvelez. The motion passed unanimously.

Chairperson Perezvelez exited the meeting at 6:24 p.m.

A motion to extend the meeting to 6:35 p.m. was made by Ms. Gomez and seconded by Mr. Rizk. The motion passed unanimously.

The BPCRB reconvened in open session at 6:34 p.m.

Vice Chairperson W. White announced the vote taken during the closed session with regard to agenda item #11a. The BPCRB voted to accept the findings reached by OIPA with five votes in favor, zero against and one abstention by Ms. Gomez.

- 12. Adjournment.**

A motion to adjourn the meeting was made by Mr. Knowles and seconded by Mr. Rizk. The motion passed unanimously.

The meeting was adjourned at approximately 6:35p.m.

**SAN FRANCISCO BAY AREA RAPID TRANSIT DISTRICT**  
300 Lakeside Drive, P.O. Box 12688, Oakland, CA 94604-2688

**BART Police Citizen Review Board Meeting Minutes**  
**Monday, November 19, 2018**

A regular meeting of the BART Police Citizen Review Board (BPCRB) was held November 19, 2018, convening at 4:00 p.m. in the BART Board Room, 2040 Webster Street in Oakland, California. The meeting was called to order by Vice Chairperson William White; May Cooper, Recording Secretary.

Members Present: Vice Chairperson William White, Darren White, David Rizk, Kenneth Loo, Les Mensinger and Erin Armstrong.

Absent: Chairperson George Perezvelez, Christina Gomez, Pete Longmire and Richard Knowles.

**1. Call to Order.**

The regular meeting was called to order at 4:00 p.m. by Vice Chairperson White.

Vice Chairperson White, Darren White, David Rizk, Kenneth Loo, Les Mensinger and Erin Armstrong were present, amounting to a quorum.

The Pledge of Allegiance was recited.

**2. Introduction of New Public at Large BPCRB Member.**

Vice Chairperson White introduced new Public at Large BPCRB Member, Erin Armstrong. The Oath of Office was conducted by Patricia Williams, District Secretary prior to the start of the meeting. Ms. Armstrong addressed the Board.

**3. Approval of Minutes of Prior Board Meeting.**

Vice Chairperson White called for a motion to approve Minutes of the Meeting of October 15, 2018; Mr. D. White seconded the motion.

Mr. Loo and Mr. Mensinger requested the minutes be amended to reflect they had not been present.

The motion failed due to lack of a majority vote. Ayes – 4: Committee Members W. White, D. White, Mensinger, and Armstrong. Abstain – 2: Committee Members Rizk and Loo. Noes: 0. Absent: Committee Members Perezvelez, Knowles, Longmire, and Gomez.

**4. Chief of Police's Report. For Discussion and Action.**

a. BART Police Department (BPD) Monthly Report.

Chief Carlos Rojas presented the BPD Monthly Report for September 2018. The report was discussed.

- b. BPD Policy Changes.  
Police Lieutenant VI Kevin Franklin presented changes to Policy #310, Officer Involved Shootings and Deaths, and Policy #402, Bias-Based Policing. The changes were discussed.
- c. BPD Hiring Update.  
Police Lieutenant VI Paul Kwon presented updates to BPD hiring standards. The updates were discussed.
- d. Auto Related Crimes.  
Deputy Police Chief Lance Haight gave a presentation on auto crime “hot spots.” The item was discussed.

**5. National Association for Civilian Oversight of Law Enforcement (NACOLE) Annual Conference Report Back.**

Mr. Mensinger and Independent Police Auditor Russell Bloom provided a brief overview about the conference.

**6. Independent Police Auditor’s Report. For Discussion and Action.**

- a. Office of the Independent Police Auditor (OIPA) Monthly Report.  
Mr. Bloom presented the OIPA Monthly Report for October 2018. No comments or questions were received.
- b. Effect of Government Code Section 3304(2)(F) on OIPA Investigative Timelines.  
Mr. Bloom gave a presentation on Govt. Code §3304. The item was discussed.

**7. Public Comment.**

No comments were received.

Vice Chairperson White announced that the Board would enter closed session under Item 8-A (Public Employee Discipline/Dismissal/Release in OIPA Case #18-15) of the Meeting agenda, and that the Board would reconvene in open session upon conclusion of the closed session.

The Meeting recessed at 5:44 p.m.

---

---

The Meeting reconvened in Closed Session at 5:45 p.m.

**8. Closed Session.**

- a. To consider Public Employee Discipline/Dismissal/Release in OIPA Case #18-15. Govt. Code §54957.

Members present: Committee Members W. White, D. White, Rizk, Loo, Mensinger and Armstrong.

**9. Open Session.**

The Meeting reconvened in Open Session at 6:00 p.m.

Vice Chairperson White announced the Board had unanimously voted to accept the recommendation of the OIPA with regards to Item 8a, Public Employee Discipline/Dismissal/Release in OIPA Case #18-15.

A motion to adjourn the meeting was made by Vice Chairperson White and seconded by Mr. Rizk. The motion passed unanimously.

The Meeting was adjourned at 6:02 p.m.

DRAFT



# BART POLICE DEPARTMENT



## October 2018

### MONTHLY REPORT

## BPD Monthly Reports

October 2018

Report	Responsible
01 – Industrial Leave*	SSD – J. Morgan
02 – Vacancy	SSD – F. Cheung
03 – Diversity	SSD – F. Cheung
04 – Training	PS&T – P. Kwon
05 – Use of Force	PS&T – K. Franklin
06 – Citizen Complaints	PS&T – K. Franklin
07 – Internal Affairs Log	PS&T – K. Franklin
08 – Performance Measures	SSD – K. Dam
09 – Enforcement Contacts	SSD – K. Dam
10 – Parking Enforcement	POD – J. DeVera
11 – Warrant Arrests	SSD – K. Dam
12 – Detectives Assignments	SSD – J. Power
13 – Detectives Closure Rate	SSD – J. Power
14 – Assembly Bill 716	POD – A. Sandoval
15 – Absence Overview	SSD – C. Vogan
16 – Overtime	SSD – F. Cheung
17 – Communications Center	SSD – G. Hesson
18 – BART Watch	SSD – C. Vogan

\*Not included in Year-End or Monthly BPCRB Reports

**BART Police Department (07) Staffing Status**

**As of: 10/31/18**  
**Vacancy Factor: 0.0**

	Pos'n Code	Job Title	FY19 Adopted	Reclass	As of 07/01/18	Filled	On Leave or TMD	Vacant
NON-SWORN (Rep)	027	Community Service Officer	67		67	46	5	21
	045	Police Admin Specialist	12		12	10	-	2
	048	Police Dispatcher	18		18	16	1	2
	098	Revenue Protection Guard	19		19	17	1	2
	836	Police Sup./CAD/RMS Admin**	6		6	6	-	-
#	778	Police Officer	70		70	66	6	4
		In Academy = 9						-
		Field Training = 2						-
	788	Senior Police Officer	93		93	78	5	15
	798	Master Police Officer	13		13	11	-	2
	838	Police Sergeant	34		34	26	4	8
	888	Police Lieutenant	13		13	7	1	6
	898	Police Deputy Chief	3		3	3		-
	980	Police Chief	1		1	1		-
	Non-Sworn (Non-Rep)	SF100	Mgr of Security Programs**	1		1	1	
000065		Emergency Preparedness Mgr.	1		1	-	-	1
000074		Crisis Outreach Coordinator	1		1	1		-
000081		Accreditation Manager	1		1	1	-	-
AF200		Sr. Administrative Analyst	1		1	1		-
<b>DEPARTMENT TOTAL</b>			<b>354</b>	<b>-</b>	<b>354</b>	<b>291</b>	<b>23</b>	<b>63</b>

Notes

Notes:  
 FY19  
 parking cso - 2  
 fare evasion - 2 on hold pending rpt  
 made that as 2 dispt

Ofc - 5 frozen

Note: BART Police Department has 17 Attrition Float positions, of which 10 are Police Officers (778), 5 are Community Service Officers (027) and 2 are Police Dispatchers (048).

- > "On Leave" category does not include personnel on Admin Leave.
- > Mgr of Security Programs position is currently filled by a Police Lieutenant\*\*

## BART PD DIVERSITY MONTHLY REPORT

As of 11/1/18

+

<u>ETHNICITY</u>		<u>S</u>		<u>C</u>	
White	36% 105	38%	73	32%	32
Black	20% 59	18%	35	24%	24
Asian	21% 60	17%	33	27%	27
Hispanic	20% 59	23%	45	14%	14
American/ Indian	1% 3	2%	3	0%	0
Native Hawaiian/Pac Island	2% 5	2%	3	2%	2
<b>Total:</b>	<b>100% 291</b>	<b>100%</b>	<b>192</b>	<b>100%</b>	<b>99</b>
<u>DEMOGRAPHIC</u>		<u>S</u>		<u>C</u>	
Female	22% 65	10%	20	45%	45
Male	78% 226	90%	172	55%	54
<b>Total:</b>	<b>100% 291</b>	<b>100%</b>	<b>192</b>	<b>100%</b>	<b>99</b>
<u>CLASSIFICATION</u>					
Sworn	66% 192				
Civilian	34% 99				
<b>Total:</b>	<b>100% 291</b>				
<u>Managers</u>		<u>S</u>		<u>C</u>	
Female		22%	8	44%	4
Male		78%	29	56%	5
<b>Total</b>		<b>100%</b>	<b>37</b>	<b>100%</b>	<b>9</b>

**CRISIS INTERVENTION TRAINING AS OF: October 31, 2018**

<b>Personnel Positions</b>	<b>Total Positions</b>	<b>Filled Positions</b>	<b>Vacant Positions</b>	<b>(Not in Academy or Field Training) Eligible to Attend Training</b>	<b>Total of Filled Positions Trained</b>	<b>Percentage of Total Filled Positions Trained</b>	<b>Percentage of Eligible Filled Positions Trained</b>
Chief	1	1	0	1	0	0%	0%
Deputy Chiefs	3	3	0	3	3	100%	100%
Lieutenants	13	7	6	7	7	100%	100%
Sergeants	34	26	8	26	26	100%	100%
Officers	176	155	21	144	138	89%	96%
Dispatchers	18	16	2	14	11	69%	79%
Dispatch Supervisors	2	2	0	2	2	100%	100%
CSOs	67	46	21	46	44	96%	96%
Crisis Outreach Coordinator	1	1	0	1	1	100%	100%
<b>Total</b>	<b>315</b>	<b>257</b>	<b>58</b>	<b>244</b>	<b>232</b>	<b>90%</b>	<b>95%</b>

**Personnel Positions that are not designated to attend CIT Training**

	<b>Total</b>	<b>Filled</b>	<b>Vacant</b>
Revenue Protection Guards	19	17	2
Police Administrative Specialists	12	10	2
Police Sup./CAD RMS Admin	6	6	0
Civilian Managers/Analyst	3	3	0
Manager Sec Prog	1	1	0
<b>Sub Total</b>	<b>41</b>	<b>37</b>	<b>4</b>
<b>TOTAL PERSONNEL</b>	<b>354</b>	<b>291</b>	<b>63</b>

**FAIR AND IMPARTIAL / BIASED BASED TRAINING AS OF October 31, 2018**

<b>Personnel Positions</b>	<b>Total Positions</b>	<b>Filled Positions</b>	<b>Vacant Positions</b>	<b>Eligible to Attend (Not in Academy or Field Training)</b>	<b>Total of Filled Positions Trained</b>	<b>Percentage of Total Filled Positions Trained</b>	<b>Percentage of Eligible Filled Positions</b>
Chief	1	1	0	1	0	0.0%	0.0%
Deputy Chiefs	3	3	0	3	3	100.0%	100.0%
Lieutenants	13	7	6	7	7	100.0%	100.0%
Sergeants	34	26	8	26	26	100.0%	100.0%
Officers	176	155	21	144	144	92.9%	100.0%
CSOs	67	46	21	46	46	100.0%	100.0%
<b>Total</b>	<b>294</b>	<b>238</b>	<b>56</b>	<b>227</b>	<b>226</b>	<b>95.0%</b>	<b>99.6%</b>

Personnel Positions that are not designated to attend FAIR AND IMPARTIAL Training

	<b>Total</b>	<b>Filled</b>	<b>Vacant</b>
Dispatchers	18	16	2
Dispatch Supervisors	2	2	0
Crisis Outreach Coordinator	1	1	0
Revenue Protection Guards	19	17	2
Police Administrative Specialists	12	10	2
Police Sup./CAD RMS Admin	6	6	0
Civilian Managers/Analyst	3	3	0
Manager Sec Prog	1	1	0
<b>Sub Total</b>	<b>62</b>	<b>56</b>	<b>6</b>
<b>TOTAL PERSONNEL</b>	<b>356</b>	<b>291</b>	<b>63</b>

**POLICE ROADWAY PROTECTION TRAINING AS OF: October 31, 2018**

<b>Personnel Positions</b>	<b>Total Positions</b>	<b>Filled Positions</b>	<b>Vacant Positions</b>	<b>Eligible to Attend (Not in Academy, FTO, or IND/Leave)</b>	<b>Total of Filled Positions Trained</b>	<b>Percentage of Total Filled Positions Trained</b>	<b>Percentage of Eligible Filled Positions</b>
Chief	1	1	0	1	0	0.0%	0.0%
Deputy Chiefs	3	3	0	3	3	100.0%	100.0%
Lieutenants	13	7	6	7	7	100.0%	100.0%
Sergeants	34	26	8	26	26	100%	100.0%
Officers	176	155	21	144	144	92.9%	100.0%
CSOs-Not Required	67	46	21	46	46	100.0%	100.0%
<b>Total</b>	<b>294</b>	<b>238</b>	<b>56</b>	<b>227</b>	<b>226</b>	<b>95.0%</b>	<b>99.6%</b>

Personnel Positions that are not REQUIRED to attend Police Roadway Protection Training

	<b>Total</b>	<b>Filled</b>	<b>Vacant</b>
Dispatchers	18	16	2
Dispatch Supervisors	2	2	0
Crisis Outreach Coordinator	1	1	0
Revenue Protection Guards	19	17	2
Police Administrative Specialists	12	10	2
Police Sup./CAD RMS Admin	6	6	0
Civilian Managers/Analyst	3	3	0
Manager Sec Prog	1	1	0
<b>Sub Total</b>	<b>62</b>	<b>56</b>	<b>6</b>
<b>TOTAL PERSONNEL</b>	<b>356</b>	<b>291</b>	<b>63</b>

## Use of Force Incidents - 2018

	Jan	Feb	Mar	Apr	May	Jun	Jul	Aug	Sep	Oct	Nov	Dec	Total
2018	20	10	15	9	11	11	5	11	9	8			109
YTD 2018	20	30	45	54	65	76	81	92	101	109			

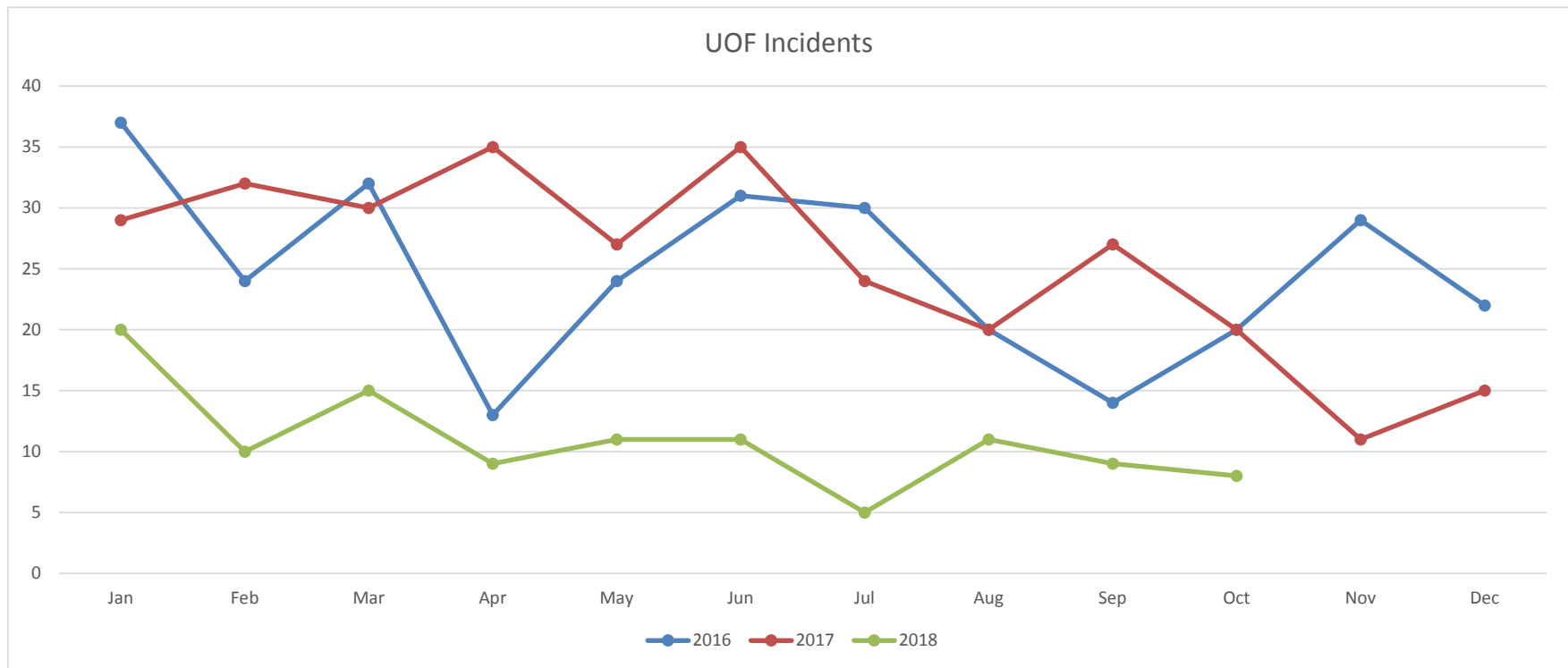
## Use of Force Incidents - 2017

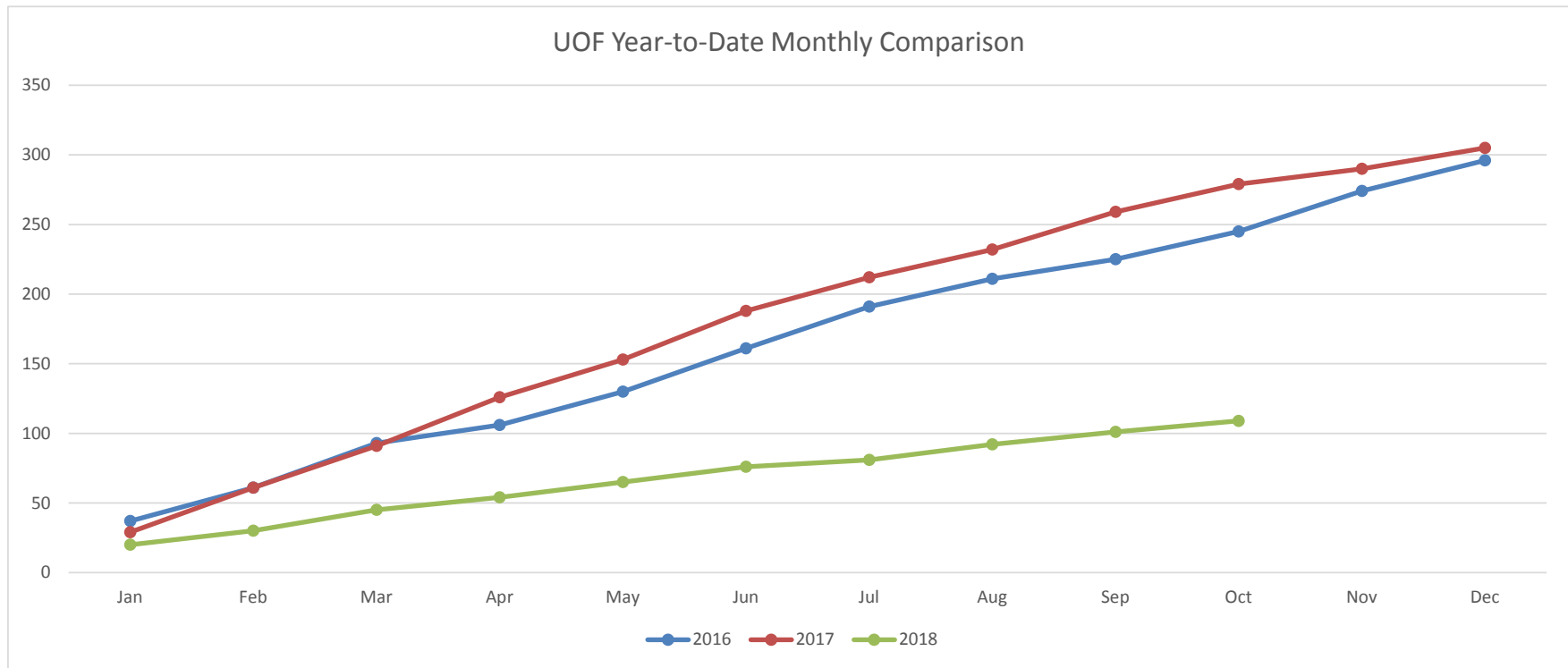
	Jan	Feb	Mar	Apr	May	Jun	Jul	Aug	Sep	Oct	Nov	Dec	Total
2017	29	32	30	35	27	35	24	20	27	20	11	15	305
YTD 2017	29	61	91	126	153	188	212	232	259	279	290	305	

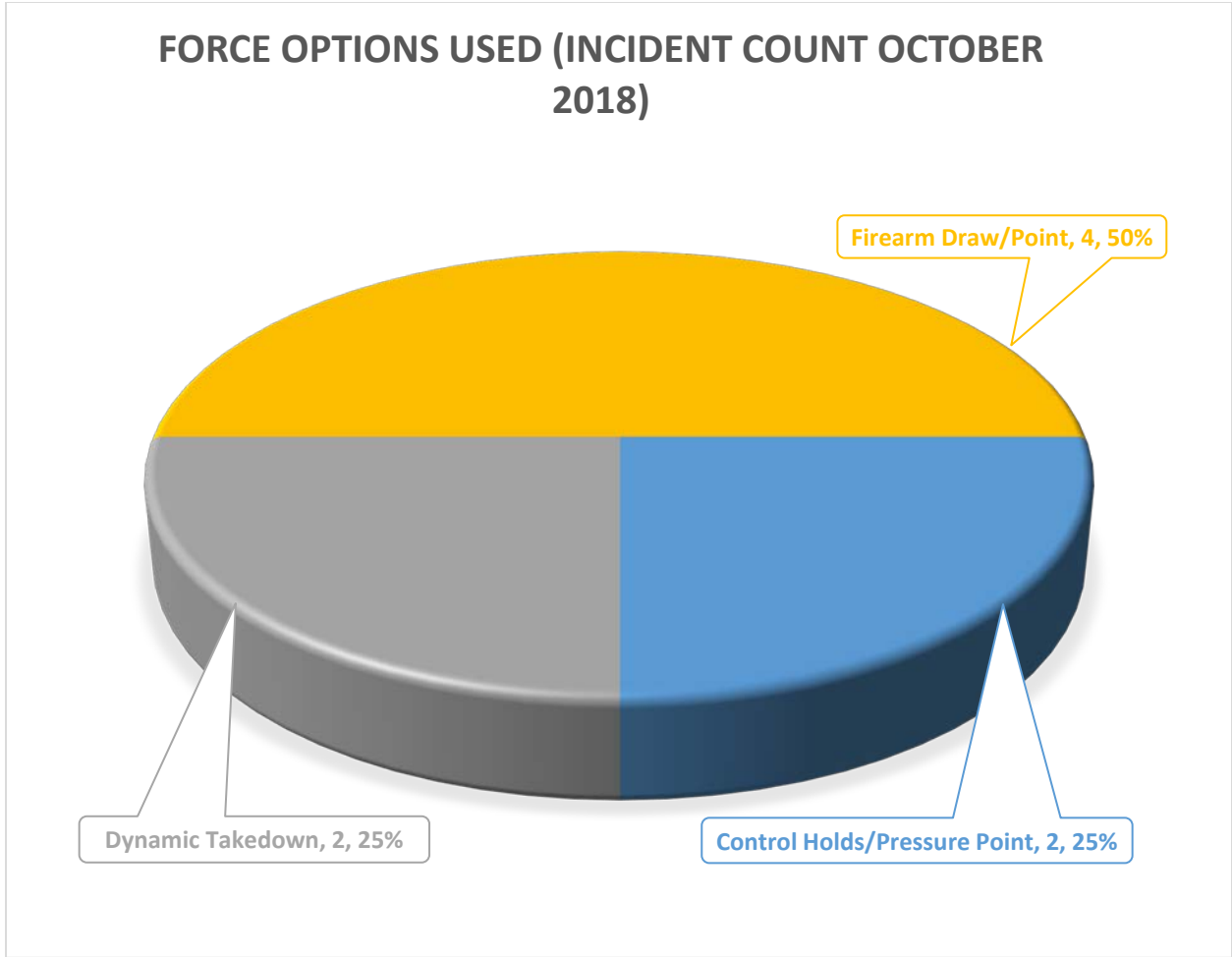
## Use of Force Incidents - 2016

	Jan	Feb	Mar	Apr	May	Jun	Jul	Aug	Sep	Oct	Nov	Dec	Total
2016	37	24	32	13	24	31	30	20	14	20	29	22	296
YTD 2016	37	61	93	106	130	161	191	211	225	245	274	296	



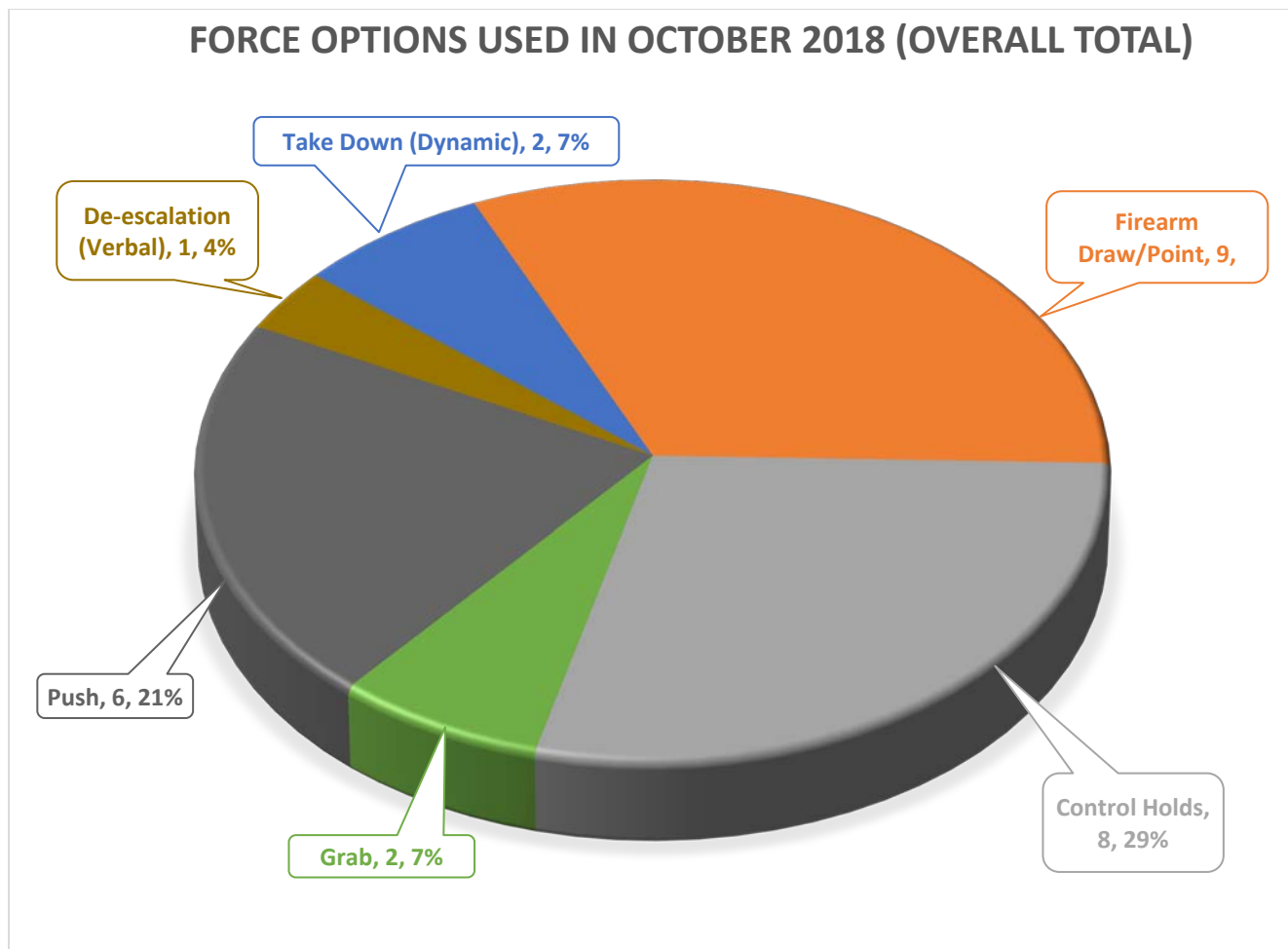






\*Each incident could contain more than one force option used. This pie chart reflects the most significant force option used per incident.

## Types of Force Used, October 2018 (Overall Total)



\*Some incidents involved the use of multiple force options. If two officers involved in the same incident used the same force option, this data would reflect both officers. As an example, if two officers in the same incident used control holds, this data would reflect two separate control holds.

## Citizen Complaints - 2018

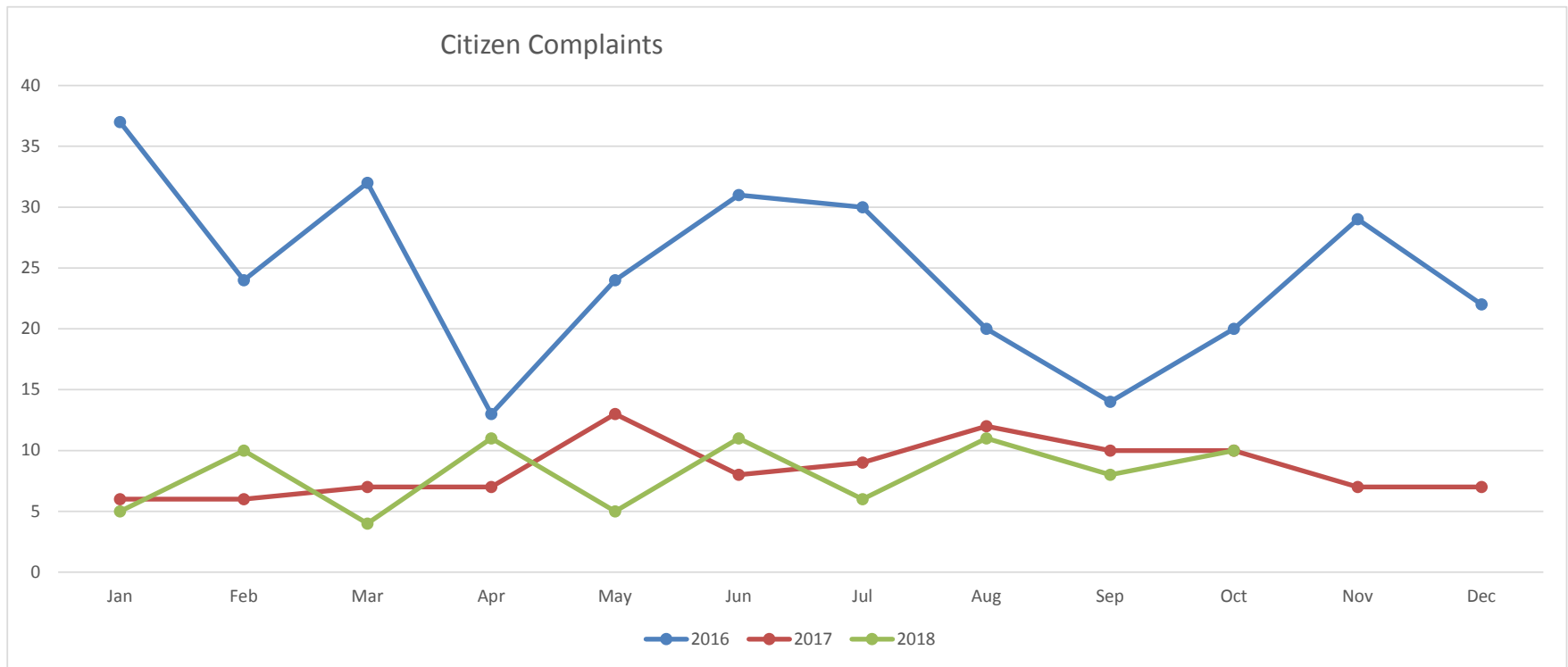
	Jan	Feb	Mar	Apr	May	Jun	Jul	Aug	Sep	Oct	Nov	Dec	Total
2018	5	10	4	11	5	11	6	11	8	10			81
YTD 2018	5	15	19	30	35	46	52	63	71	81			

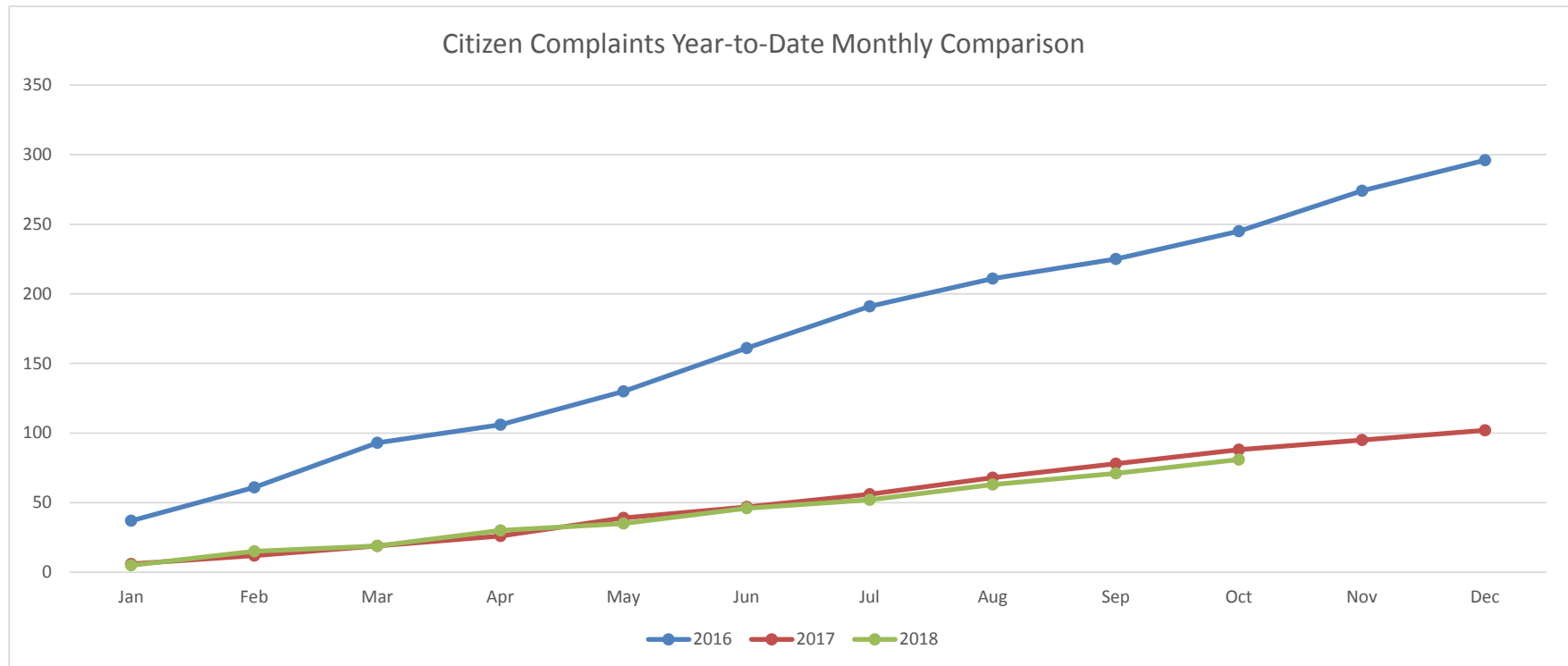
## Citizen Complaints - 2017

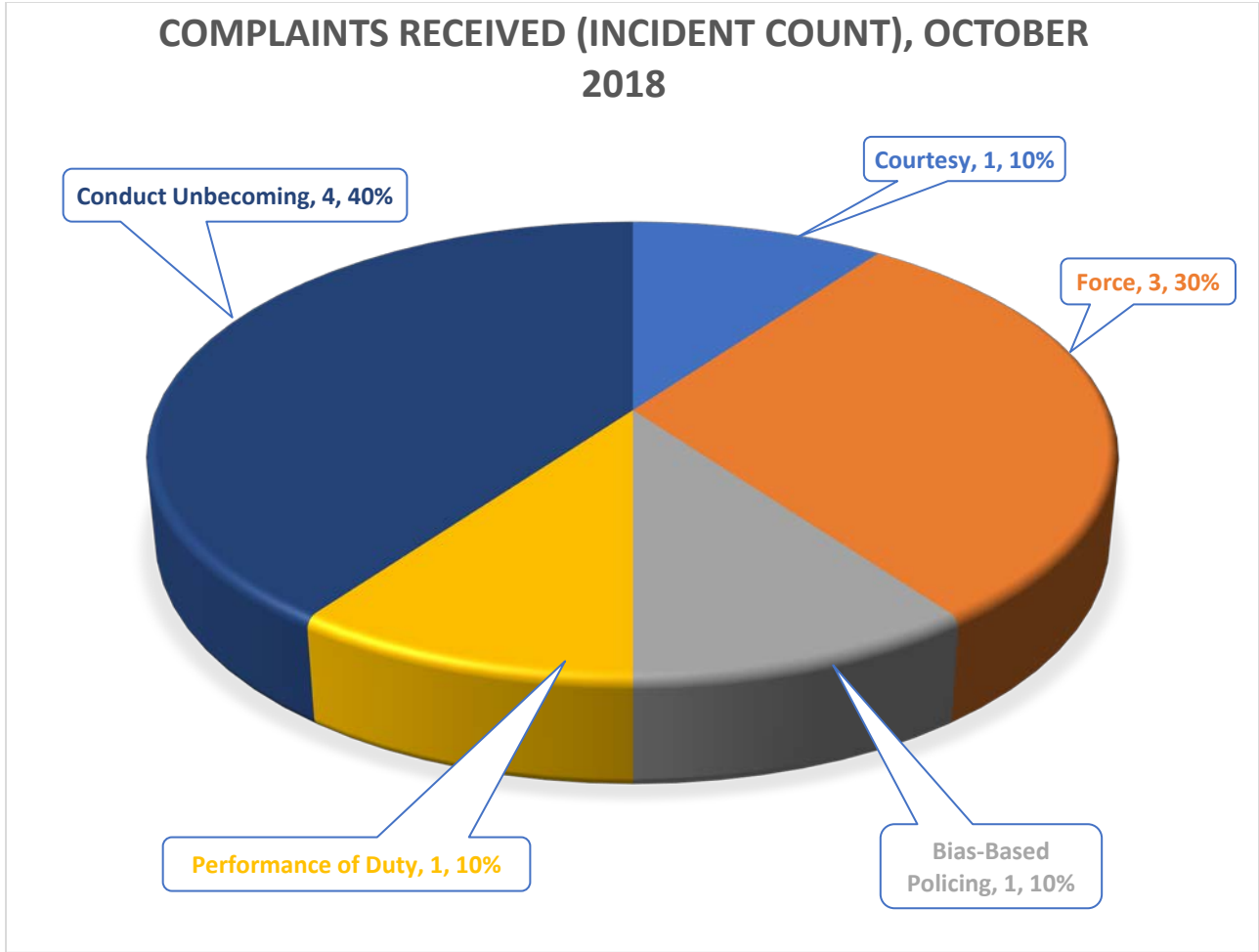
	Jan	Feb	Mar	Apr	May	Jun	Jul	Aug	Sep	Oct	Nov	Dec	Total
2017	6	6	7	7	13	8	9	12	10	10	7	7	102
YTD 2017	6	12	19	26	39	47	56	68	78	88	95	102	

## Citizen Complaints - 2016

	Jan	Feb	Mar	Apr	May	Jun	Jul	Aug	Sep	Oct	Nov	Dec	Total
2016	10	3	13	7	7	10	6	9	8	7	8	6	94
YTD 2016	10	13	26	33	40	50	56	65	73	80	88	94	








Each incident could contain more than one allegation. This pie chart reflects the most significant allegation per incident.



BART Police Department - Office of Internal Affairs							
Investigation Log - October 2018							
IA	DATE						COMPLETED DATE
CASE #	OCC'D	REC'D	ALLEGATION	FINDING	INVESTIGATOR	DUE DATE	
IA2016-071	07/29/16	7/29/2016	Force, Bias, Arrest		Sgt. McNack	12/28/16	
			Force, Bias, Arrest			01/27/17	
			Force, Bias, Arrest				
			Force, Bias, Arrest				
IA2017-040	1/31/2017	5/18/2017	Force		Sgt. Togonon	10/17/2017	
			Force		Tolled		
IA2017-111	11/10/2017	11/10/2017	Force		Sgt. Salas	5/1/2018	
IA2017-114	12/12/2017	12/13/2017	Force, Bias, CUBO		Sgt. T. Salas	5/14/2018	
IA2017-118	12/25/2017	1/2/2018	Force		Sgt. Togonon	6/3/2018	
IA2018-001	1/3/2018	1/3/2018	Force (OIS)		Sgt. T.Salas	6/4/2018	
					Tolled		
IA2018-003	1/28/2018	1/8/2018	CUBO		Sgt. T. Salas	10/14/2018	
IA2018-010	2/1 2/2 2018	2/12/2018	CUBO		Sgt. Togonon	7/14/2018	
			CUBO				
IA2018-015	2/18/2018	2/20/2018	Performance of Duty, CUBO		Sgt. T. Salas	10/14/2018	L11 Review
IA2018-016	2/25/2018	2/26/2018	Policy/Procedure, POD	Service Review	Sgt. T. Salas	10/25/2018	
IA2018-017	9/21/2016	2/22/2018	CUBO	Admin Closure	Sgt. T. Salas	7/30/2018	L11 Review
IA2018-022	1/20/2018	3/2/2018	CUBO, Policy/Procedure		Sgt. T. Salas	10/31/2018	
IA2018-023	3/16/2018	4/5/2018	Performance of Duty		Sgt. McNack	10/31/2018	
IA2018-024	4/11/2018	4/13/2018	CUBO		Sgt. T. Salas	9/12/2018	
IA2018-025	4/11/2018	4/11/2018	Force		Sgt. T. Salas	10/31/2018	
IA2018-026	4/14/2018	4/14/2018	CUBO, Criminal		Sgt. McNack	10/31/2018	
IA2018-027	4/20/2018	4/11/2018	Bias Based Policing		Sgt. T. Salas	9/19/2018	
IA2018-028	2/3/2018	4/20/2018	Force, Courtesy	Deferred to OIPA #18-15		9/19/2018	
IA2018-030	4/19/2018	4/20/2018	CUBO	Admin	Sgt. McNack	10/31/2018	
IA2018-031	3/26/2018	4/19/2018	CUBO, Courtesy, Arrest/Detention		Sgt. McNack	11/5/2018	
IA2018-032	UNK	4/20/2018	BBP, POD, CUBO	Deferred to OIPA #18-16		9/23/2018	
IA2018-033	3/15/2018	4/23/2018	Force	Deferred to OIPA #18-17		9/23/2018	
IA2018-035	1/30/2018	4/30/2018	Force, BBP		Sgt. T. Salas	10/31/2018	
IA2018-037	4/30/2018	5/1/2018	CUBO	Hesson/ Livesey	Sgt. T. Salas	10/2/2018	
					Tolled		
IA2018-038	5/3/2018	5/8/2018	Policy/Procedure	OIPA Intake #18-20	Sgt. McNack	10/7/2018	
IA2018-039	5/15/2018	5/15/2018	CUBO		Sgt. T. Salas	10/31/2018	
IA2018-041	5/20/2018	5/20/2018	Courtesy		Sgt. McNack	10/19/2018	
IA2018-042	5/31/2018	6/1/2018	Force, POD	Sekhon	Sgt. T. Salas	10/31/2018	
IA2018-043	6/6/2018	6/6/2018	Force		Sgt. McNack	11/5/2018	

IA	DATE		ALLEGATION	FINDING	INVESTIGATOR	DUE DATE	COMPLETED DATE
	CASE #	OCC'D					
IA2018-044	6/5/2018	6/8/2018	CUBO	IND	Sgt. T. Salas Tolled	11/7/2018	
IA2018-045	6/8/2018	6/8/2018	Arrest/Detention	Sgt. B. Cruz	Sgt. T. Salas	11/7/2018	
IA2018-046	6/9/2018	6/9/2018	Bias Based Policing Bias Based Policing		Sgt. McNack	11/10/2018	
IA2018-049	6/18/2018	6/18/2018	CUBO, Policy/Procedure	Patrol	Sgt. T. Salas	11/17/2018	
IA2018-050	6/12/2018	6/15/2018	CUBO	Patrol	Sgt. T. Salas	7/15/2018	
IA2018-051	6/28/2018	6/28/2018	Service Review	Hesson	Sgt. McNack	11/27/2018	
IA2018-052	7/1/2018	7/2/2018	Courtesy		Sgt. T. Salas	11/15/2018	

PART 1 CRIMES	2013	2014	2015	2016	2017	YTD October		% change from '17
	2017	2018						
Homicide	1	0	1	1	0	0	3	300%
Rape	0	2	3	4	8	7	3	-57%
Robbery	209	153	161	232	290	241	264	10%
Aggravated Assault	57	71	73	93	121	95	108	14%
<b>Violent Crime Subtotal</b>	<b>267</b>	<b>226</b>	<b>238</b>	<b>330</b>	<b>419</b>	<b>343</b>	<b>378</b>	<b>10%</b>
Burglary (Not including Auto)	25	7	4	12	15	13	16	23%
Larceny	2524	2597	2325	2217	2593	2126	2165	2%
Auto Theft	483	522	480	480	420	358	309	-14%
Arson	0	0	0	1	4	5	4	-20%
<b>Property Crime Subtotal</b>	<b>3032</b>	<b>3126</b>	<b>2809</b>	<b>2710</b>	<b>3032</b>	<b>2502</b>	<b>2494</b>	<b>0%</b>
<b>TOTAL</b>	<b>3299</b>	<b>3352</b>	<b>3047</b>	<b>3040</b>	<b>3451</b>	<b>2845</b>	<b>2872</b>	<b>1%</b>



# BART Police Performance Measurements

## October 2018

**Disclaimer--\*\***The data is drawn from the BART Police Department TriTech computer database, and they are unaudited. The numbers may not match the official monthly totals reported to the FBI through the Uniform Crime Reporting (UCR) program. Late reporting, the reclassification or unbounding of crimes, can affect crime statistics. **OT Budget costs** are projected numbers and actual numbers are about 3 months behind. The statistics contained in the on the Performance Measurements are **subject to change, updates, and corrections. \*\***

### Top 5 Stations For Part 1 Crimes

2018 Current Month

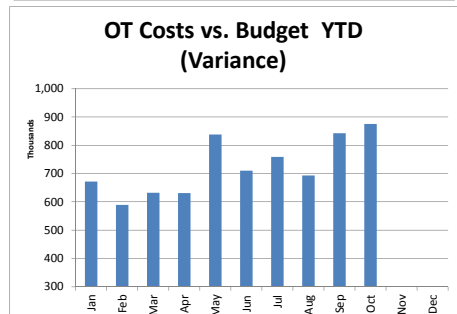
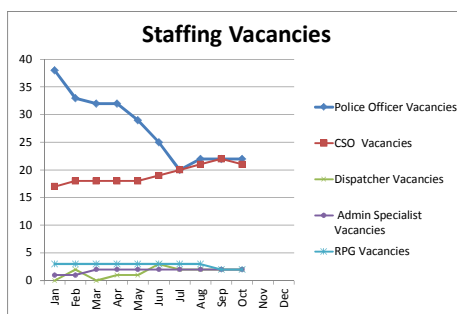
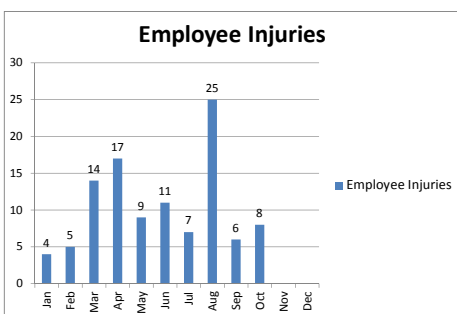
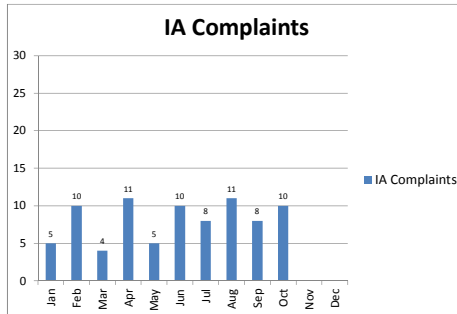
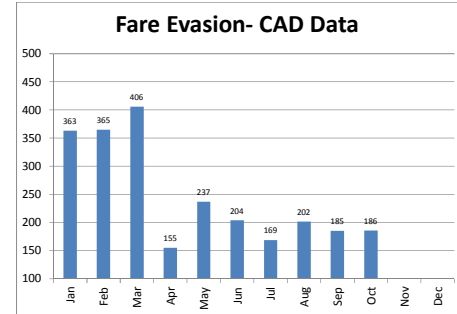
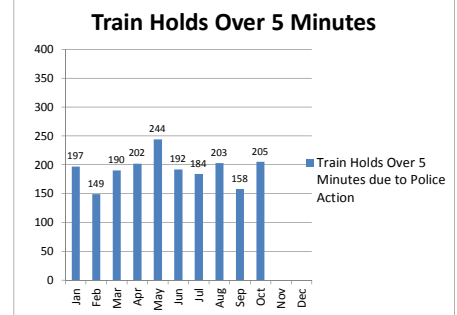
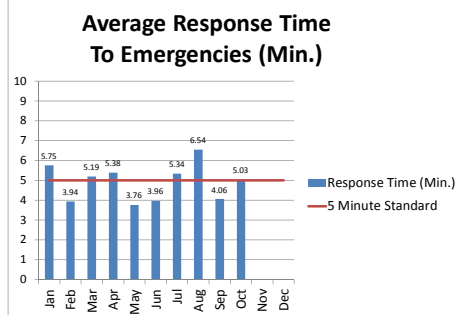
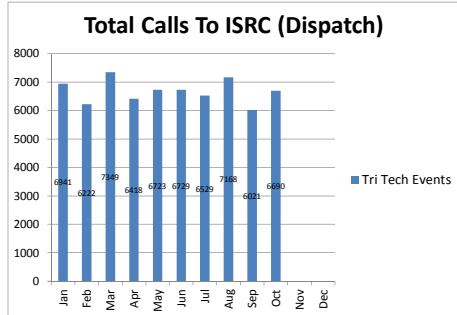
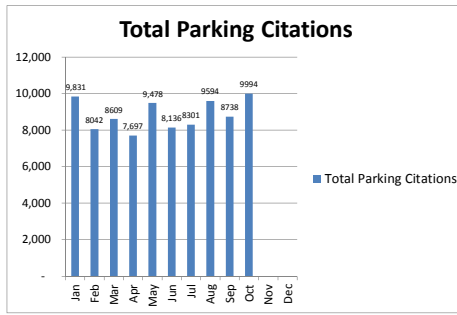
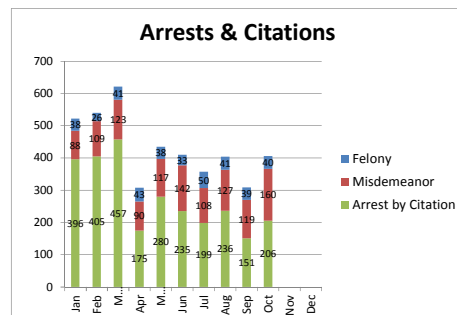
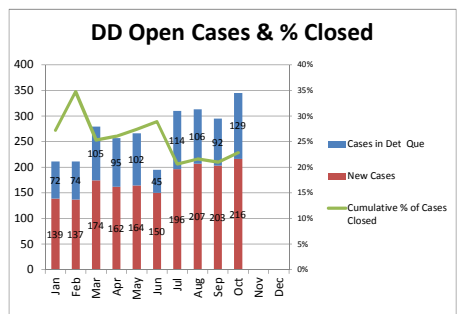
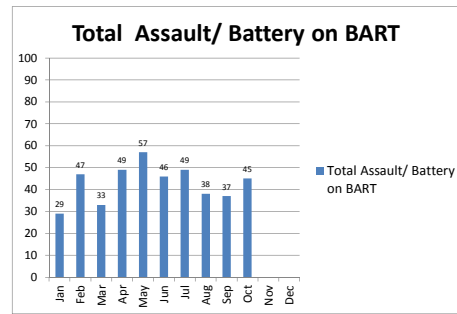
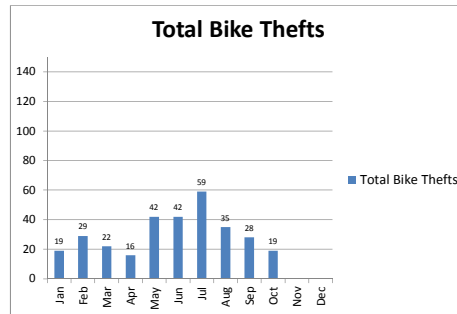
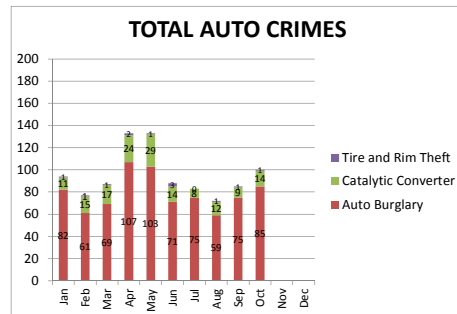
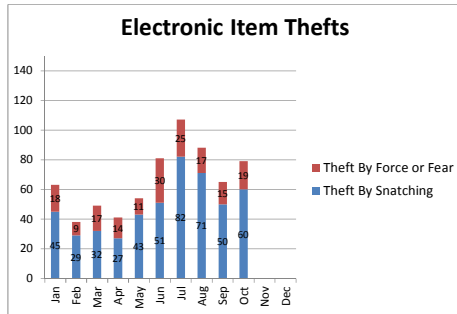
Coliseum  
Hayward  
Del Norte  
Fruitvale  
Bay Fair

### Most Frequent all of 2017

2017 YEAR

Coliseum  
Bay Fair  
West Oakland  
Fruitvale  
East Dublin

This list was obtained by adding the highest totals listed in the Part 1 crimes data.



PART 1 CRIMES	2017	YTD Oct		% change from '17
		2017	2018	
Homicide	0	0	2	200%
Rape	6	5	3	-40%
Robbery	191	160	152	-5%
Aggravated Assault	68	59	96	63%
<b>Violent Crime Subtotal</b>	<b>265</b>	<b>224</b>	<b>253</b>	<b>13%</b>
Burglary (Not Including Auto)	8	7	8	14%
Larceny	1471	1205	1126	-7%
Auto Theft	266	227	172	-24%
Arson	2	2	2	0%
<b>Property Crime Subtotal</b>	<b>1747</b>	<b>1441</b>	<b>1308</b>	<b>-9%</b>
<b>TOTAL</b>	<b>2012</b>	<b>1665</b>	<b>1561</b>	<b>-6%</b>

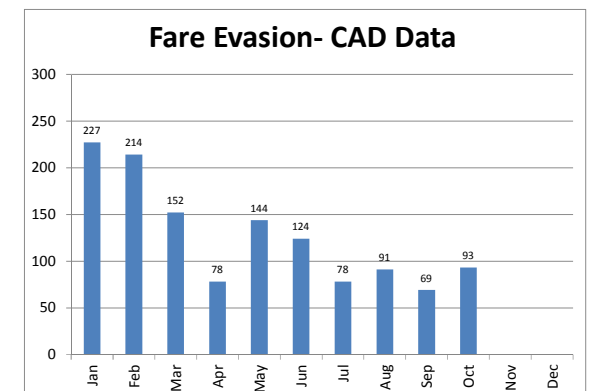
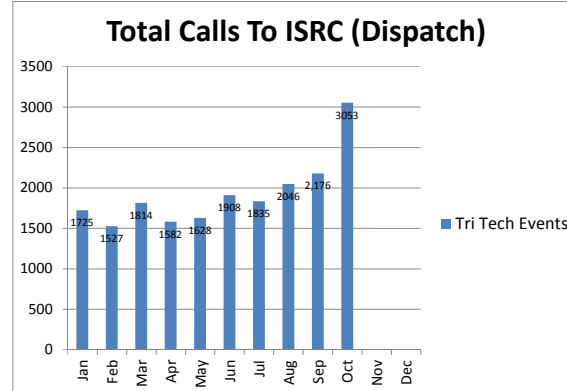
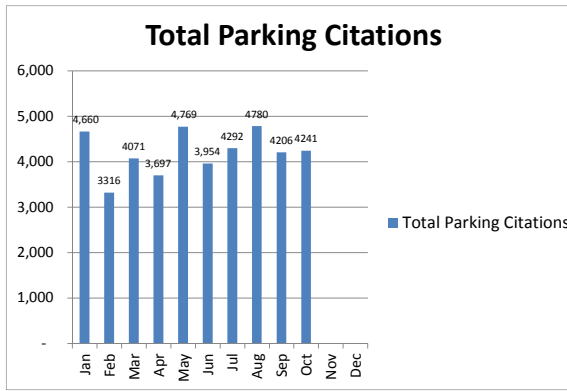
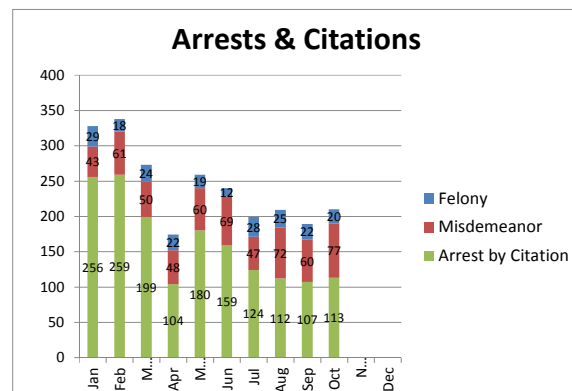
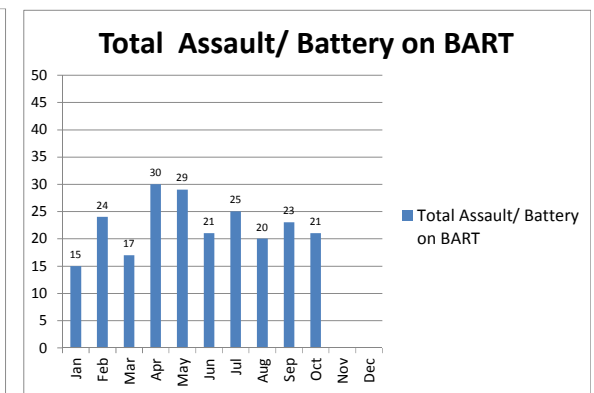
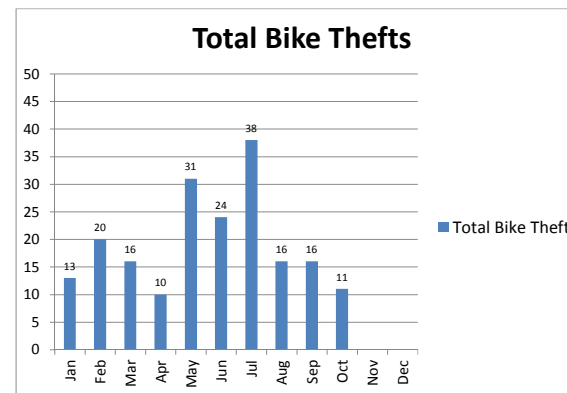
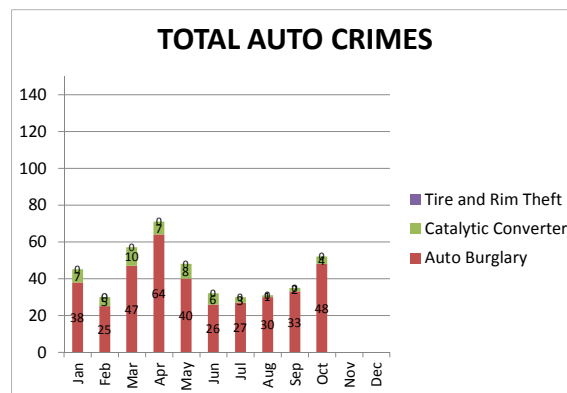
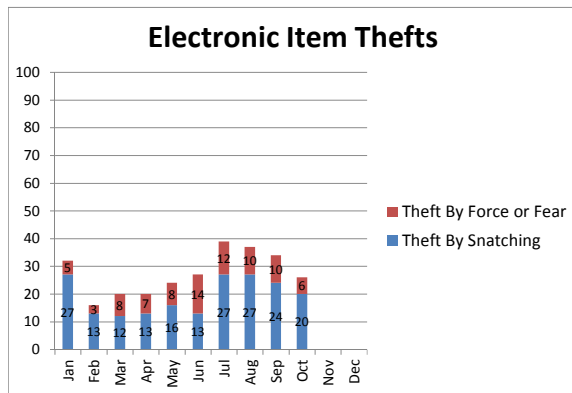


# BART Police Performance Measurements

## Alameda County Crime Statistics

### October 2018

**Disclaimer--\*\***The data is drawn from the BART Police Department TriTech computer database, and they are unaudited. The numbers may not match the official monthly totals reported to the FBI through the Uniform Crime Reporting (UCR) program. Late reporting, the reclassification or unbounding of crimes, can affect crime statistics. The statistics contained in the on the Performance Measurements are [subject to change, updates, and corrections.](#) \*\*



PART 1 CRIMES	2017	YTD Oct		% change from '17
		2017	2018	
Homicide	0	0	1	100%
Rape	1	1	0	-100%
Robbery	35	30	26	-13%
Aggravated Assault	23	16	24	50%
<b>Violent Crime Subtotal</b>	<b>59</b>	<b>47</b>	<b>51</b>	<b>9%</b>
Burglary (Not Including Auto)	2	1	1	0%
Larceny	675	555	554	0%
Auto Theft	134	113	117	4%
Arson	3	3	1	-67%
<b>Property Crime Subtotal</b>	<b>814</b>	<b>672</b>	<b>673</b>	<b>0%</b>
<b>TOTAL</b>	<b>873</b>	<b>719</b>	<b>724</b>	<b>1%</b>

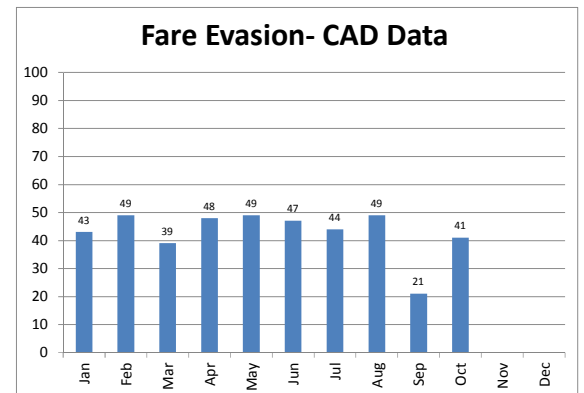
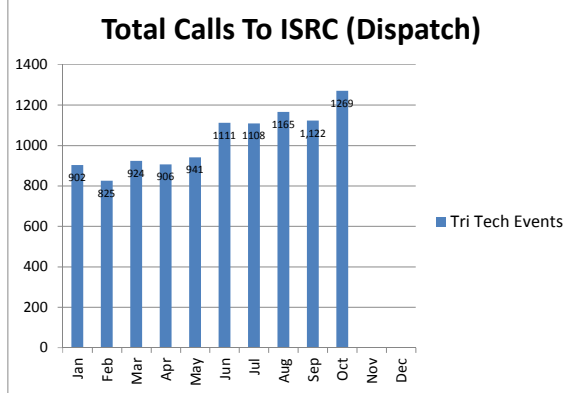
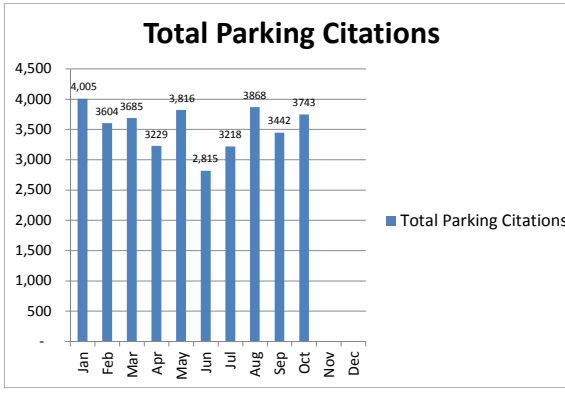
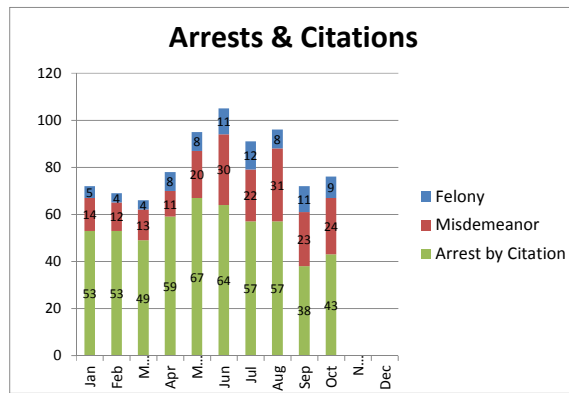
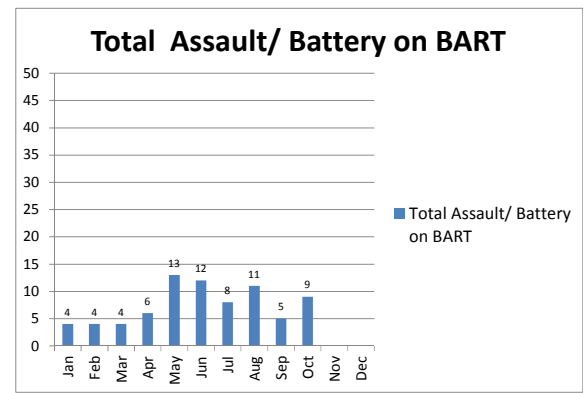
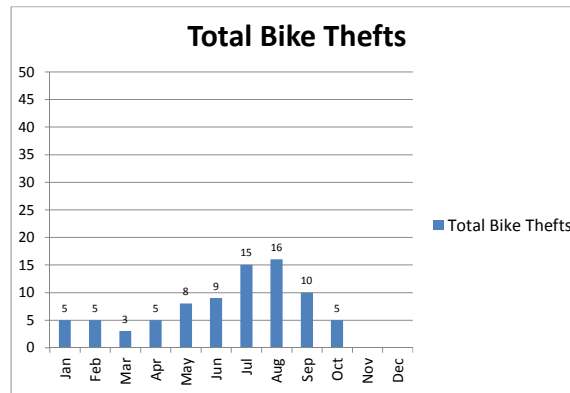
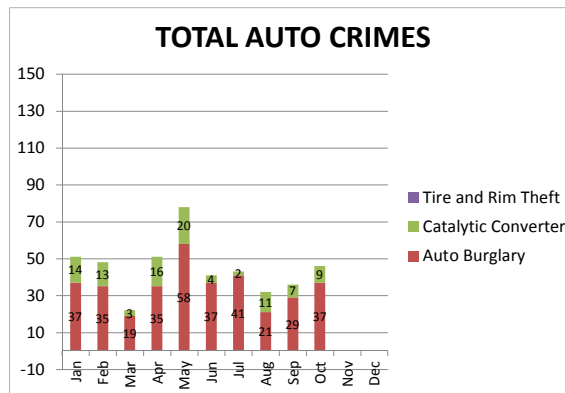
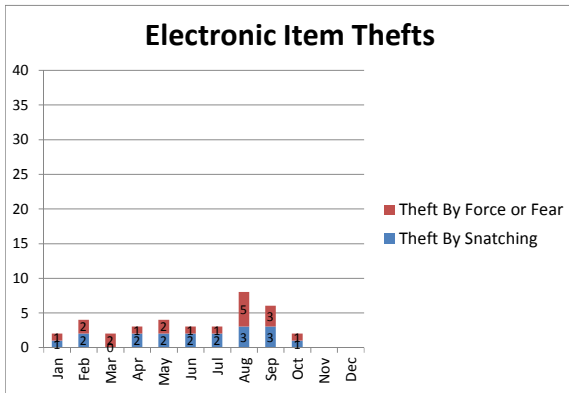


# BART Police Performance Measurements

## Contra Costa County Crime Statistics

### October 2018

**Disclaimer--\*\***The data is drawn from the BART Police Department TriTech computer database, and they are unaudited. The numbers may not match the official monthly totals reported to the FBI through the Uniform Crime Reporting (UCR) program. Late reporting, the reclassification or unbounding of crimes, can affect crime statistics. The statistics contained in the on the Performance Measurements are [subject to change, updates, and corrections.](#) \*\*



PART 1 CRIMES	2017	YTD Oct		% change from '17
		2017	2018	
Homicide	0	0	0	0%
Rape	0	0	0	0%
Robbery	49	40	80	100%
Aggravated Assault	22	17	14	-18%
<b>Violent Crime Subtotal</b>	<b>71</b>	<b>57</b>	<b>94</b>	<b>65%</b>
Burglary (Not Including Auto)	5	5	5	0%
Larceny	244	196	354	81%
Auto Theft	2	2	0	-100%
Arson	0	0	0	0%
<b>Property Crime Subtotal</b>	<b>251</b>	<b>203</b>	<b>359</b>	<b>77%</b>
<b>TOTAL</b>	<b>322</b>	<b>260</b>	<b>453</b>	<b>74%</b>

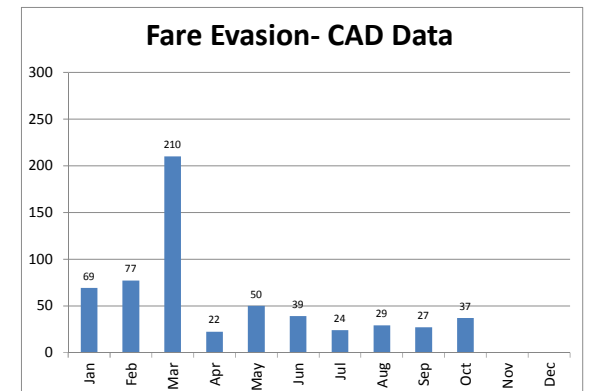
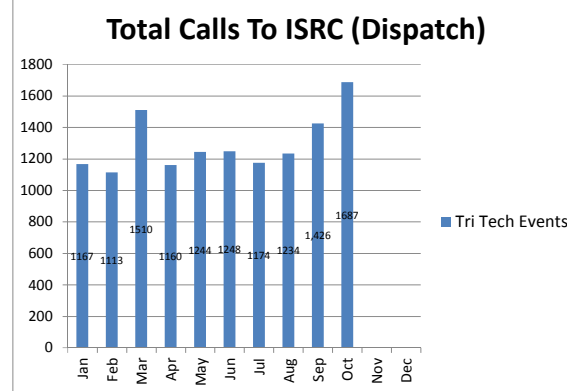
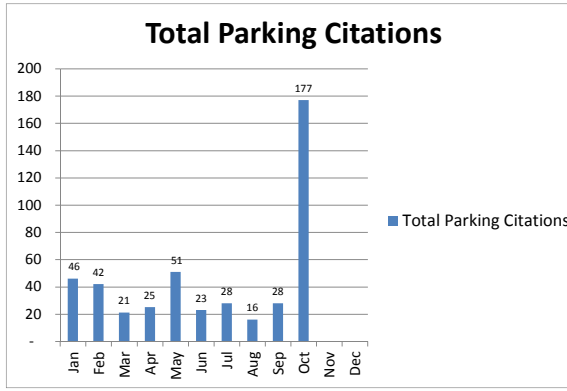
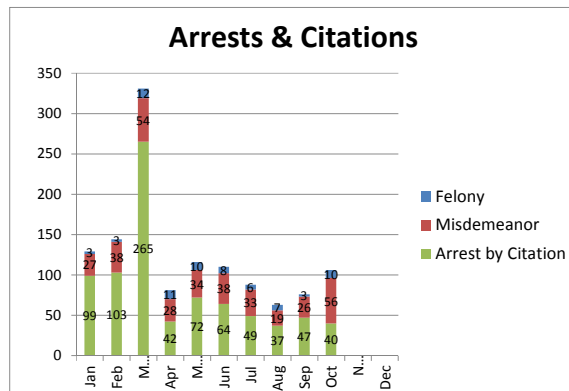
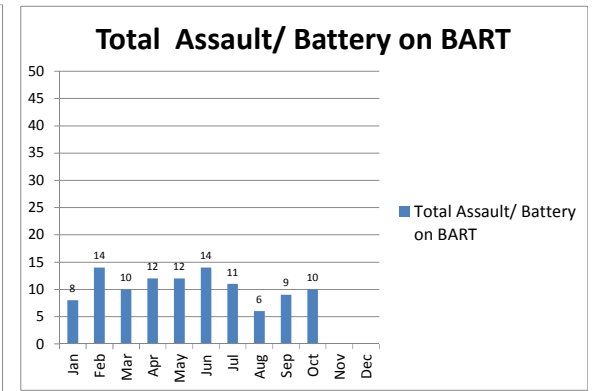
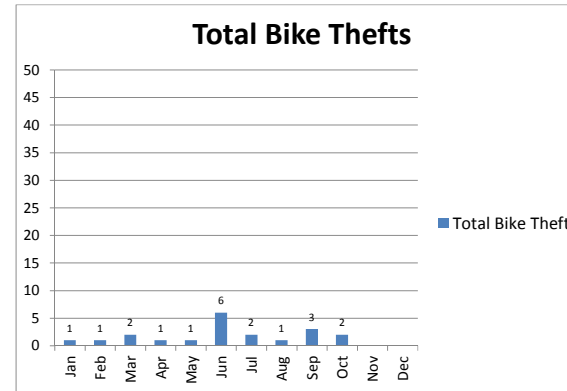
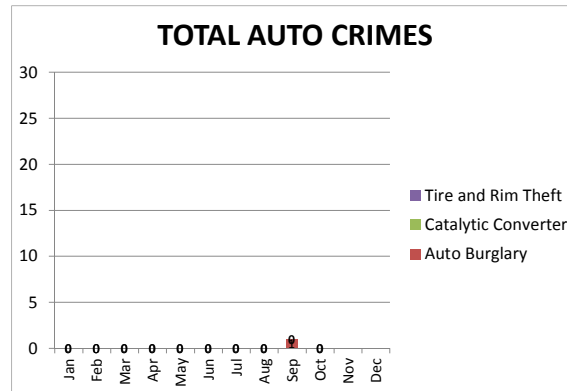
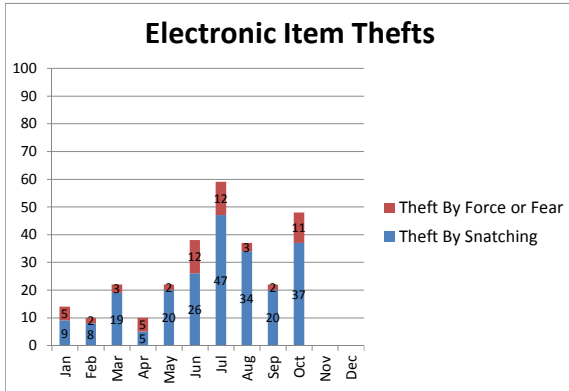


# BART Police Performance Measurements

## San Francisco County Crime Statistics

### October 2018

**Disclaimer--\*\***The data is drawn from the BART Police Department TriTech computer database, and they are unaudited. The numbers may not match the official monthly totals reported to the FBI through the Uniform Crime Reporting (UCR) program. Late reporting, the reclassification or unbounding of crimes, can affect crime statistics. The statistics contained in the on the Performance Measurements are [subject to change, updates, and corrections.](#) \*\*



PART 1 CRIMES	2017	YTD Oct		% change from '17
		2017	2018	
Homicide	0	0	0	0%
Rape	1	1	0	-100%
Robbery	15	13	5	-62%
Aggravated Assault	6	5	3	-40%
<b>Violent Crime Subtotal</b>	<b>22</b>	<b>19</b>	<b>8</b>	<b>-58%</b>
Burglary (Not including Auto)	0	0	0	0%
Larceny	208	175	135	-23%
Auto Theft	18	16	20	25%
Arson	0	0	0	0%
<b>Property Crime Subtotal</b>	<b>226</b>	<b>191</b>	<b>155</b>	<b>-19%</b>
<b>TOTAL</b>	<b>248</b>	<b>210</b>	<b>163</b>	<b>-22%</b>

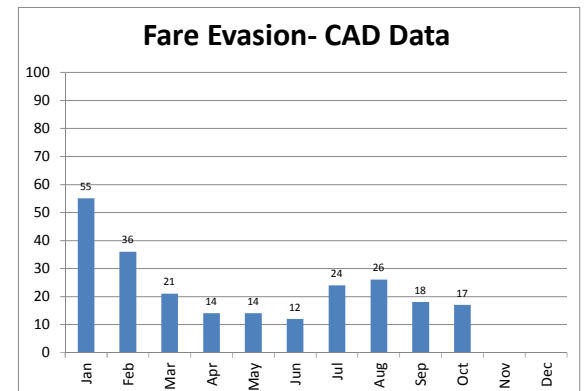
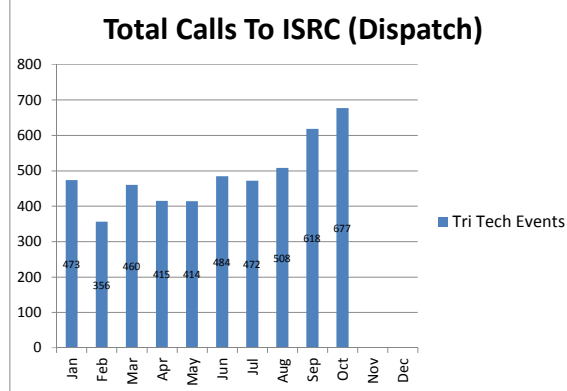
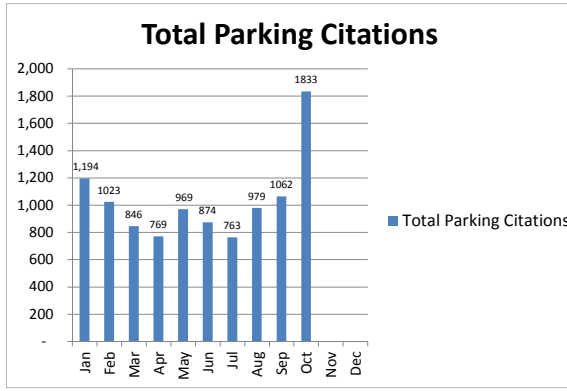
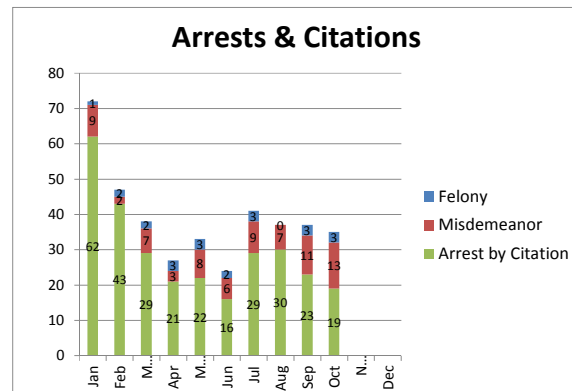
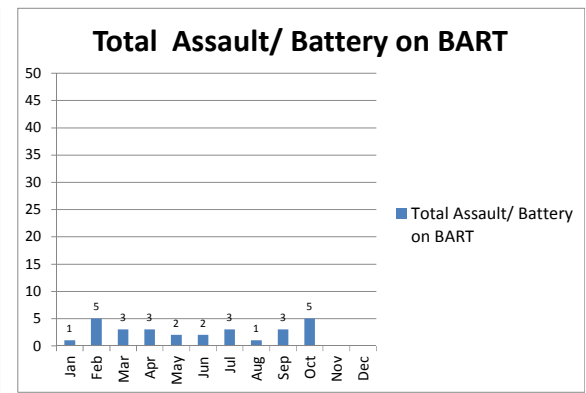
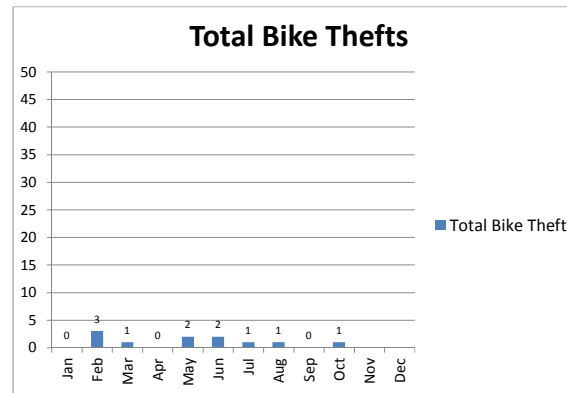
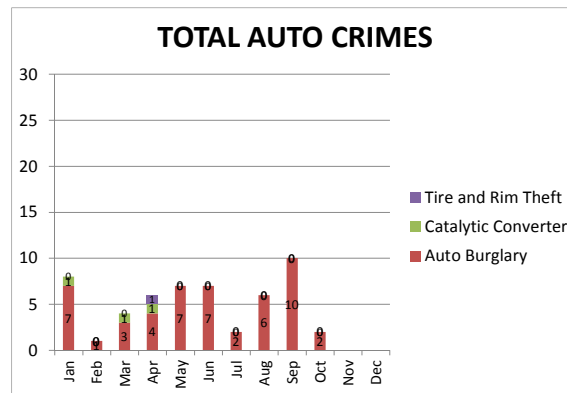
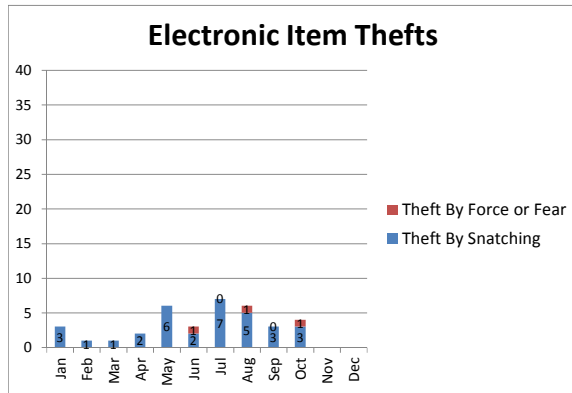


# BART Police Performance Measurements

## San Mateo County Crime Statistics

### October 2018

**Disclaimer--\*\***The data is drawn from the BART Police Department TriTech computer database, and they are unaudited. The numbers may not match the official monthly totals reported to the FBI through the Uniform Crime Reporting (UCR) program. Late reporting, the reclassification or unbounding of crimes, can affect crime statistics. The statistics contained in the on the Performance Measurements are [subject to change, updates, and corrections.](#) \*\*



## Enforcement Contacts - 2018

	Jan	Feb	Mar	Apr	May	Jun	Jul	Aug	Sep	Oct	Nov	Dec	YTD
Felony Arrest	38	26	41	43	38	33	50	41	39	40			389
YTD 2018	38	64	105	148	186	219	269	310	349	389			
Misd. Arrest	88	109	123	90	117	142	108	127	119	160			1,183
YTD 2018	88	197	320	410	527	669	777	904	1,023	1,183			
Cite & Release	396	405	457	175	280	235	199	236	151	206			2,740
YTD 2018	396	801	1,258	1,433	1,713	1,948	2,147	2,383	2,534	2,740			
Field Interview	512	581	581	476	527	513	491	605	433	570			5,289
YTD 2018	512	1,093	1,674	2,150	2,677	3,190	3,681	4,286	4,719	5,289			

## Enforcement Contacts - 2017

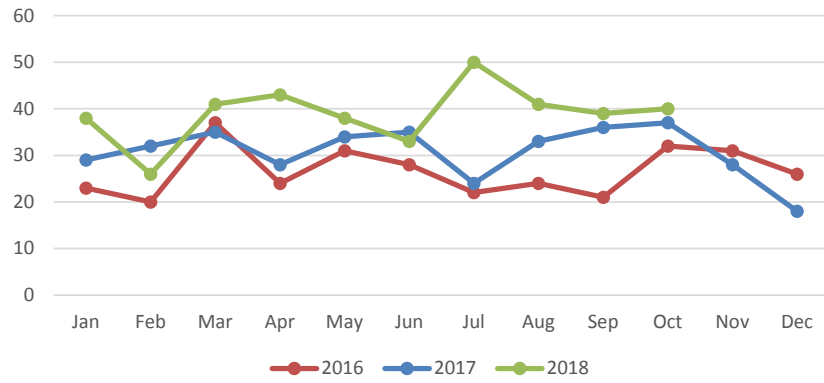
	Jan	Feb	Mar	Apr	May	Jun	Jul	Aug	Sep	Oct	Nov	Dec	YTD
Felony Arrest	29	32	35	28	34	35	24	33	36	37	28	18	369
YTD 2017	29	61	96	124	158	193	217	250	286	323	351	369	
Misd. Arrest	96	82	112	100	109	107	106	137	129	142	131	104	1,355
YTD 2017	96	178	290	390	499	606	712	849	978	1,120	1,251	1,355	
Cite & Release	356	578	355	252	222	155	261	654	385	730	287	200	4,435
YTD 2017	356	934	1,289	1,541	1,763	1,918	2,179	2,833	3,218	3,948	4,235	4,435	
Field Interview	175	336	322	349	418	336	348	545	749	646	508	466	5,198
YTD 2017	175	511	833	1,182	1,600	1,936	2,284	2,829	3,578	4,224	4,732	5,198	



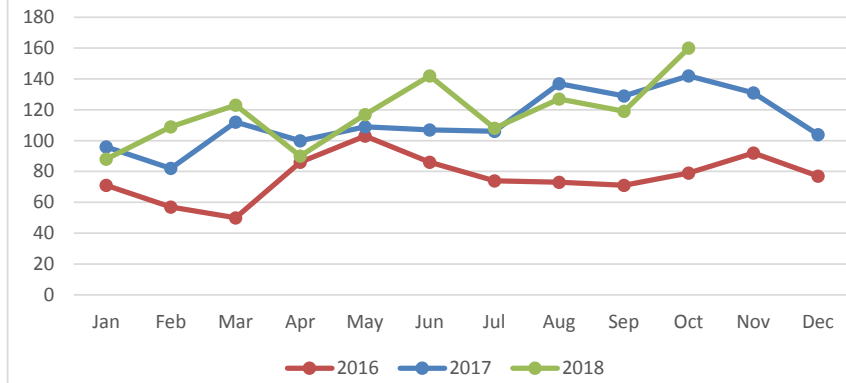
# Enforcement Contacts - 2016

	Jan	Feb	Mar	Apr	May	Jun	Jul	Aug	Sep	Oct	Nov	Dec	YTD
Felony Arrest	23	20	37	24	31	28	22	24	21	32	31	26	319
YTD 2016	23	43	80	104	135	163	185	209	230	262	293	319	
Misd. Arrest	71	57	50	86	103	86	74	73	71	79	92	77	919
YTD 2016	71	128	178	264	367	453	527	600	671	750	842	919	
Cite & Release	424	538	443	195	591	195	314	162	239	229	229	246	3,805
YTD 2016	424	962	1,405	1,600	2,191	2,386	2,700	2,862	3,101	3,330	3,559	3,805	
Field Interview	175	501	219	469	482	422	350	490	372	425	444	355	4,704
YTD 2016	175	676	895	1,364	1,846	2,268	2,618	3,108	3,480	3,905	4,349	4,704	

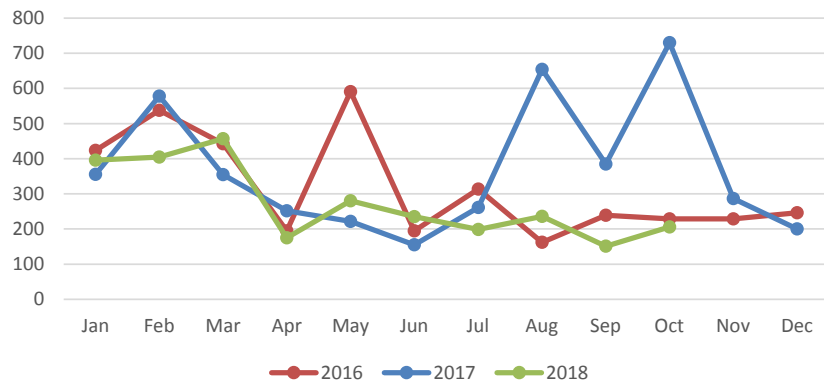
Felony Arrests



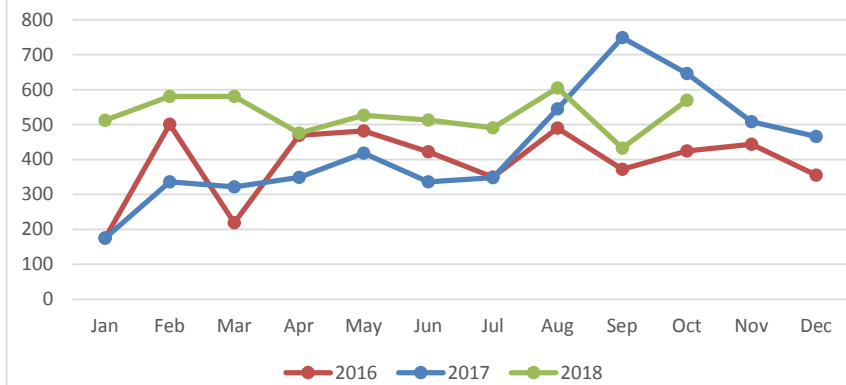
Misdemeanor Arrests



Cite & Release



Field Interviews



# Parking Enforcement - 2018

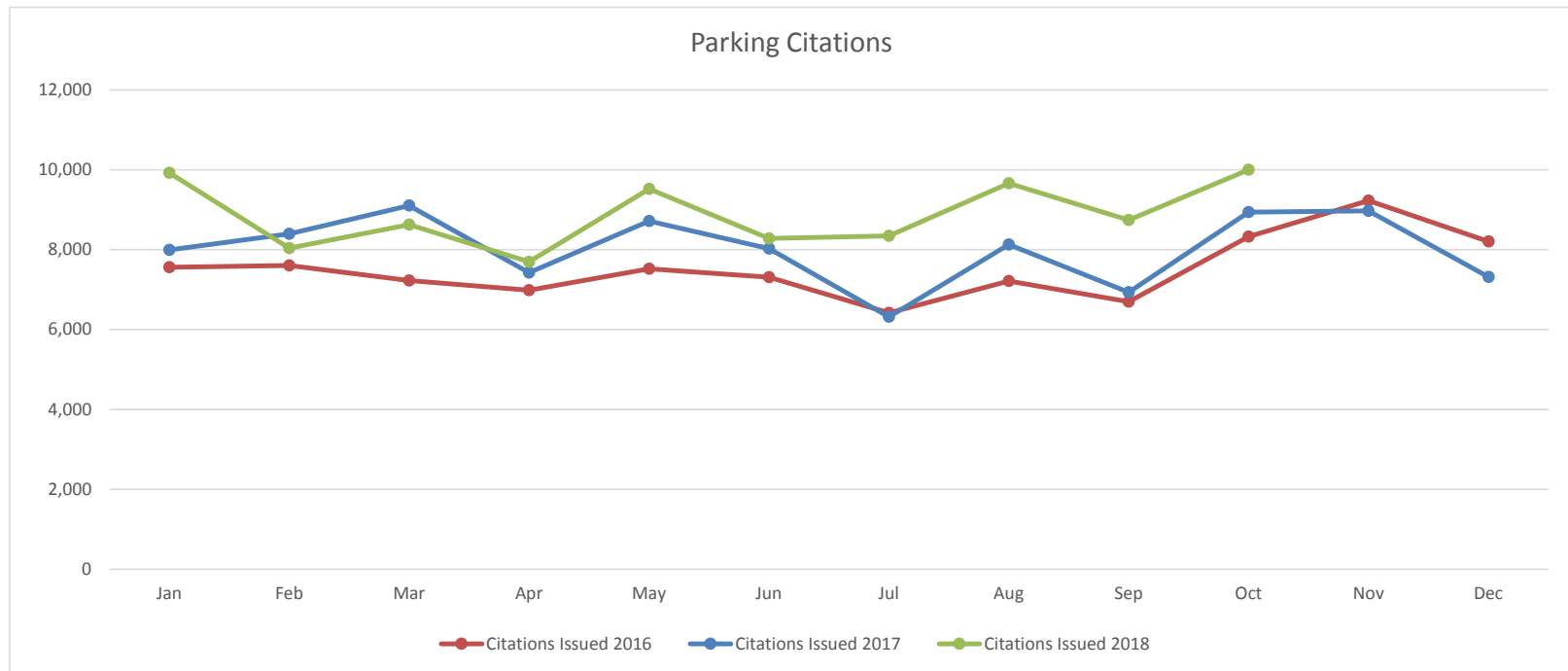
	Jan	Feb	Mar	Apr	May	Jun	Jul	Aug	Sep	Oct	Nov	Dec	YTD
Citations Issued	9,925	8,042	8,629	7,697	9,520	8,281	8,344	9,661	8,744	10,001			88,844
YTD 2018	9,925	17,967	26,596	34,293	43,813	52,094	60,438	70,099	78,843	88,844			
Contested	2,121	1,808	2,152	1,782	1,827	2,053	1,958	2,211	2,060	2,314			20,286
YTD 2018	2,121	3,929	6,081	7,863	9,690	11,743	13,701	15,912	17,972	20,286			
Dismissed	1,502	1,200	1,448	1,160	1,152	1,294	1,223	1,438	1,309	1,489			13,215
YTD 2018	1,502	2,702	4,150	5,310	6,462	7,756	8,979	10,417	11,726	13,215			

# Parking Enforcement - 2017

	Jan	Feb	Mar	Apr	May	Jun	Jul	Aug	Sep	Oct	Nov	Dec	YTD
Citations Issued	7,997	8,400	9,104	7,424	8,716	8,028	6,318	8,131	6,933	8,939	8,973	7,316	96,279
YTD 2017	7,997	16,397	25,501	32,925	41,641	49,669	55,987	64,118	71,051	79,990	88,963	96,279	
Contested	1,324	1,673	1,761	1,796	1,912	1,681	1,587	1,734	1,578	1,793	1,556	2,116	20,511
YTD 2017	1,324	2,997	4,758	6,554	8,466	10,147	11,734	13,468	15,046	16,839	18,395	20,511	
Dismissed	821	1,000	1,136	1,223	1,288	1,070	998	1,115	937	1,107	940	1,375	13,010
YTD 2017	821	1,821	2,957	4,180	5,468	6,538	7,536	8,651	9,588	10,695	11,635	13,010	

# Parking Enforcement - 2016

	Jan	Feb	Mar	Apr	May	Jun	Jul	Aug	Sep	Oct	Nov	Dec	YTD
Citations Issued	7,559	7,608	7,225	6,988	7,521	7,312	6,419	7,218	6,698	8,326	9,229	8,205	90,308
YTD 2016	7,559	15,167	22,392	29,380	36,901	44,213	50,632	57,850	64,548	72,874	82,103	90,308	
Contested	1,211	1,297	1,112	938	1,289	1,248	1,179	1,063	979	1,259	1,433	1,139	14,147
YTD 2016	1,211	2,508	3,620	4,558	5,847	7,095	8,274	9,337	10,316	11,575	13,008	14,147	
Dismissed	722	788	688	738	847	772	668	649	602	690	855	733	8,752
YTD 2016	722	1,510	2,198	2,936	3,783	4,555	5,223	5,872	6,474	7,164	8,019	8,752	



# Warrant Arrests

	Jan	Feb	Mar	Apr	May	Jun	Jul	Aug	Sep	Oct	Nov	Dec
<b>2018</b>												
BART Felony Warrants	2	1	3	0	2	1	2	2	2	0		
BART Misdemeanor Warrants	3	3	2	2	6	4	1	4	5	7		
O/S Felony Warrants	12	10	16	29	29	8	16	14	10	21		
O/S Misdemeanor Warrants	40	37	68	55	60	36	67	51	41	69		
<b>Monthly Total</b>	<b>57</b>	<b>51</b>	<b>89</b>	<b>86</b>	<b>97</b>	<b>49</b>	<b>86</b>	<b>71</b>	<b>58</b>	<b>97</b>		
<b>YTD Total</b>	<b>57</b>	<b>108</b>	<b>197</b>	<b>283</b>	<b>380</b>	<b>429</b>	<b>515</b>	<b>586</b>	<b>644</b>	<b>741</b>		
<b>2017</b>												
BART Felony Warrants	1	2	1	1	2	3	1	5	1	1	1	0
BART Misdemeanor Warrants	6	4	3	5	9	2	6	17	10	3	8	3
O/S Felony Warrants	20	19	20	18	18	15	10	9	18	16	14	6
O/S Misdemeanor Warrants	39	40	53	53	54	44	52	53	48	74	60	36
<b>Monthly Total</b>	<b>66</b>	<b>65</b>	<b>77</b>	<b>77</b>	<b>83</b>	<b>64</b>	<b>69</b>	<b>84</b>	<b>77</b>	<b>94</b>	<b>83</b>	<b>45</b>
<b>YTD Total</b>	<b>66</b>	<b>131</b>	<b>208</b>	<b>285</b>	<b>368</b>	<b>432</b>	<b>501</b>	<b>585</b>	<b>662</b>	<b>756</b>	<b>839</b>	<b>884</b>
<b>2016</b>												
BART Felony Warrants	0	0	0	1	0	0	0	0	0	0	1	1
BART Misdemeanor Warrants	11	18	8	3	3	4	0	0	0	0	2	3
O/S Felony Warrants	16	28	23	12	6	9	15	12	8	20	17	11
O/S Misdemeanor Warrants	53	35	35	34	48	35	41	32	30	28	33	62
<b>Monthly Total</b>	<b>80</b>	<b>81</b>	<b>66</b>	<b>50</b>	<b>57</b>	<b>48</b>	<b>56</b>	<b>44</b>	<b>38</b>	<b>48</b>	<b>53</b>	<b>77</b>
<b>YTD Total</b>	<b>80</b>	<b>161</b>	<b>227</b>	<b>277</b>	<b>334</b>	<b>382</b>	<b>438</b>	<b>482</b>	<b>520</b>	<b>568</b>	<b>621</b>	<b>698</b>



## San Francisco Bay Area Rapid Transit Police Department Criminal Investigations Division Monthly Summary Report October, 2018

### Detective Assignments

Total number of cases assigned to detectives during the month	Number of cases that are still being investigated by detectives	Number of cases that all current leads have been exhausted	Number of cases that were sent to the district attorney's offices for a review	Number of cases that the district attorney's offices has not made a final disposition	Number of cases that were charged/probation violation by the district attorney	Number of cases that were not charged by the district attorney's offices	Percentage of cases that the district attorney's offices filed charges	Total number of cases that are assigned to a detective as of Nov. 8, 2018
<b>216</b>	<b>129</b>	<b>7</b>	<b>80</b>	<b>23</b>	<b>17</b>	<b>40</b>	<b>21%</b>	<b>170</b>

**Submitted By: Sgt. J. Power S-49**

**Date: 11/08/2018**

# San Francisco Bay Area Rapid Transit Police Department

## Criminal Investigations Division

### October, 2018

#### Detective Closure Rate

Total number of cases assigned to detectives previous 12 months (Nov 2017 - Oct 2018)	Number of cases that are still being investigated by detectives	Number of cases that all current leads have been exhausted	Percentage of cases that all current leads have been exhausted	Number of cases closed by arrest or identification of suspect	Percentage of cases closed by arrest or identification of suspect	Percentage of Open Cases	
<b>2127</b>	<b>225</b>	<b>573</b>	<b>27%</b>	<b>1296</b>	<b>61%</b>	<b>11%</b>	
<b>D39</b>	186	17	40	<b>22%</b>	127	<b>68%</b>	<b>9%</b>
<b>D51</b>	357	37	85	<b>24%</b>	230	<b>64%</b>	<b>10%</b>
<b>D75</b>	139	8	19	<b>14%</b>	107	<b>77%</b>	<b>6%</b>
<b>D31</b>	406	16	99	<b>24%</b>	286	<b>70%</b>	<b>4%</b>
<b>D55</b>	578	106	204	<b>35%</b>	262	<b>45%</b>	<b>18%</b>
<b>D27</b>	252	16	90	<b>36%</b>	138	<b>55%</b>	<b>6%</b>
<b>D54</b>	209	25	36	<b>17%</b>	146	<b>70%</b>	<b>12%</b>
<b>D10</b>	21	18	0	<b>0%</b>	3	<b>14%</b>	<b>86%</b>

#### CASES IN DETECTIVE QUEUE

	<i>Total</i>	<i>Past 60 days</i>
<b>D51</b>	35	7
<b>D55</b>	78	
<b>D31</b>	16	1
<b>D27</b>	5	
<b>D54</b>	14	1
<b>D10</b>	19	

Submitted by: Sgt. John J. Power #S49  
Date: Nov. 8, 2018

D51 currently out on industrial leave. Cases to be re-assigned and cleared.

## Assembly Bill 716 - 2018

	Jan	Feb	Mar	Apr	May	Jun	Jul	Aug	Sep	Oct	Nov	Dec	YTD
Prohibition Orders Issued	20	28	28	33	31	32	32	32	36	25			297
YTD 2018	20	48	76	109	140	172	204	236	272	297			

## Assembly Bill 716 - 2017

	Jan	Feb	Mar	Apr	May	Jun	Jul	Aug	Sep	Oct	Nov	Dec	YTD
Prohibition Orders Issued	18	18	30	27	37	30	24	21	27	31	38	14	315
YTD 2017	18	36	66	93	130	160	184	205	232	263	300	315	

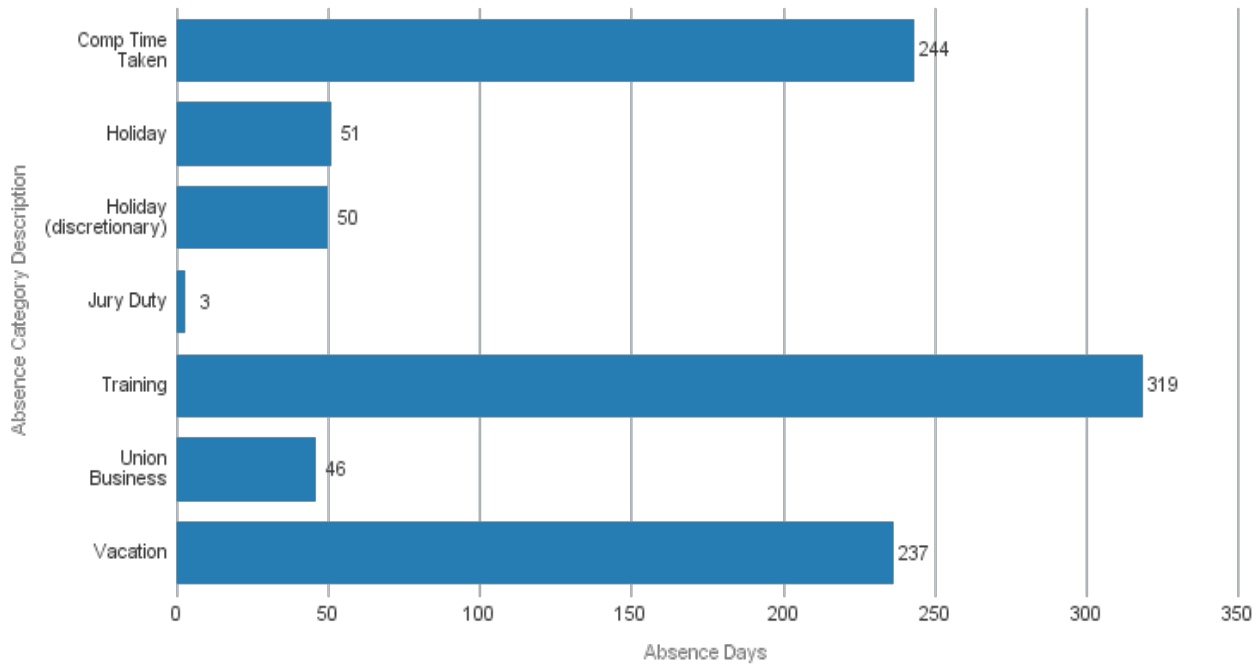
## Assembly Bill 716 - 2016

	Jan	Feb	Mar	Apr	May	Jun	Jul	Aug	Sep	Oct	Nov	Dec	YTD
Prohibition Orders Issued	21	16	22	17	39	23	20	25	19	31	24	19	276
YTD 2016	21	37	59	76	115	138	158	183	202	233	257	276	



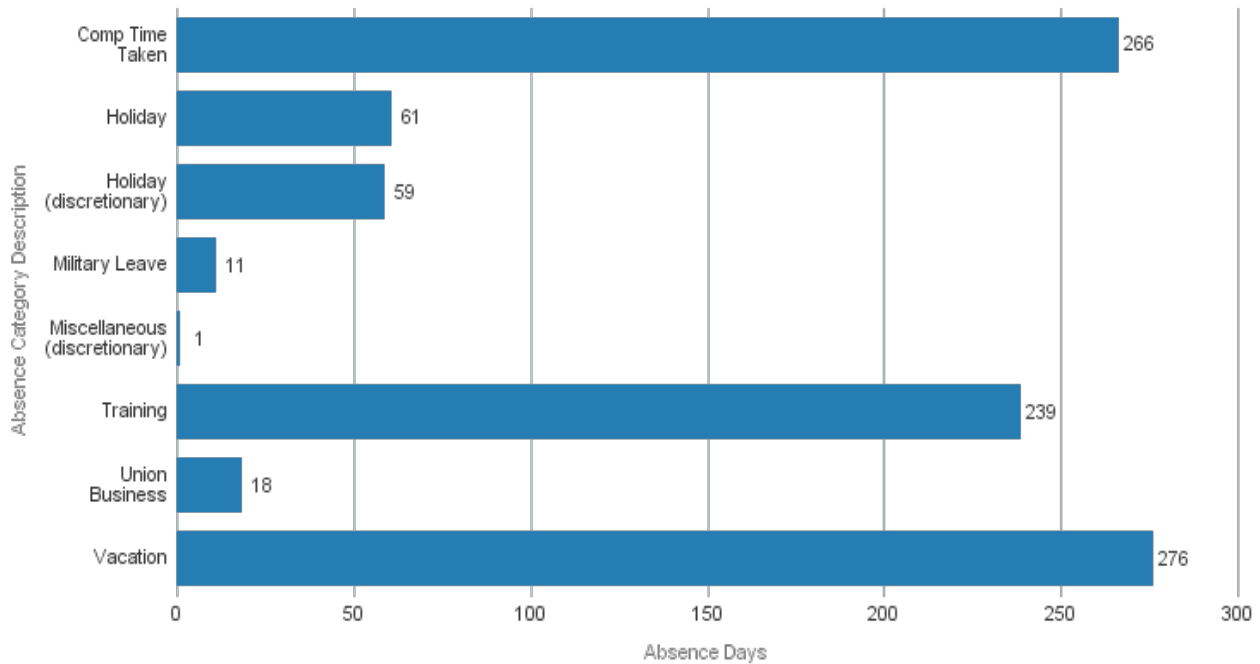


### Scheduled Absence Overview - October 2018



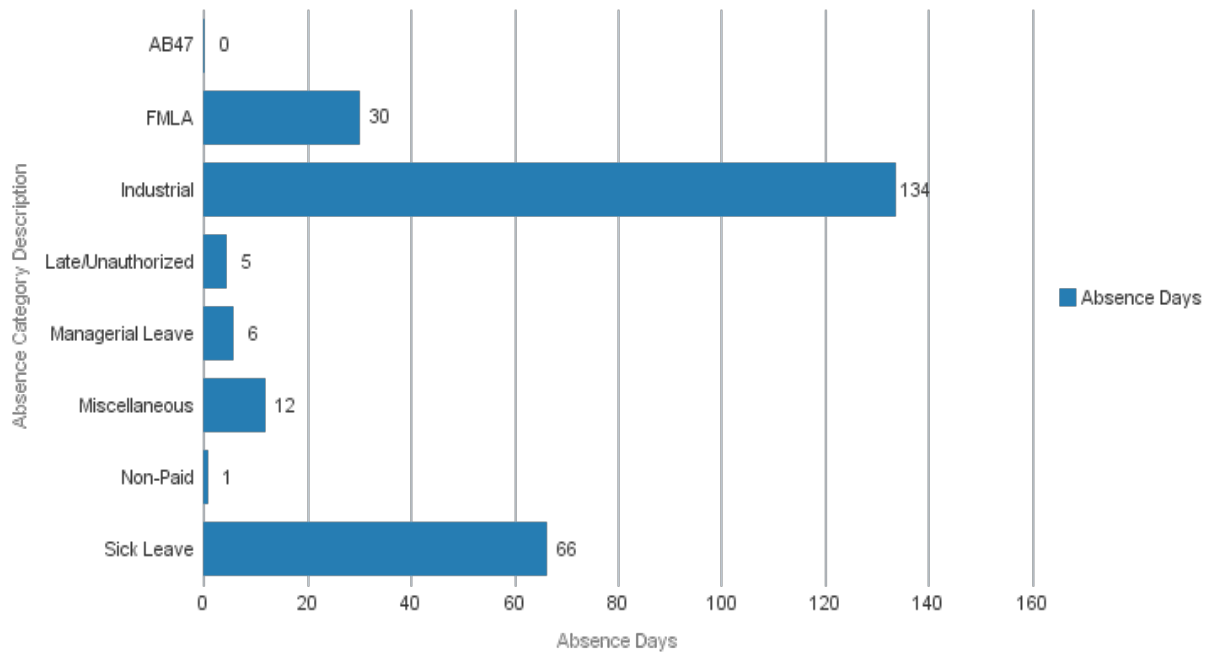
Absence Category Description	Absence Hours	Absence Days	% Total
Comp Time Taken	2,487	244	26%
Holiday	490	51	5%
Holiday (discretionary)	494	50	5%
Jury Duty	30	3	0%
Training	2,970	319	34%
Union Business	484	46	5%
Vacation	2,319	237	25%
<b>Grand Total</b>	<b>9,274</b>	<b>949</b>	<b>100%</b>

### Scheduled Absence Overview - October 2017



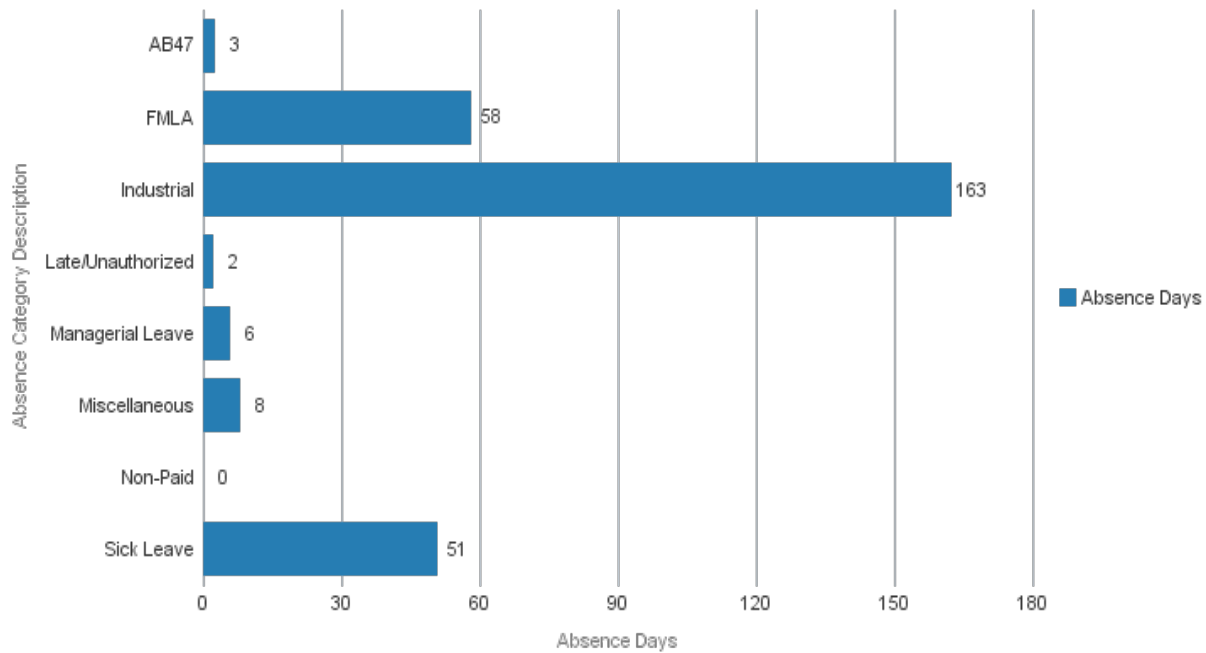
Absence Category Description	Absence Hours	Absence Days	% Total
Comp Time Taken	2,604	266	29%
Holiday	596	61	7%
Holiday (discretionary)	590	59	6%
Military Leave	110	11	1%
Miscellaneous (discretionary)	8	1	0%
Training	2,214	239	26%
Union Business	187	18	2%
Vacation	2,700	276	30%
<b>Grand Total</b>	<b>9,009</b>	<b>931</b>	<b>100%</b>

### Unscheduled Absence Overview - October 2018



Absence Category Description	Absence Hours	Absence Days	% Total
AB47	3	0	0%
FMLA	318	30	12%
Industrial	1,330	134	53%
Late/Unauthorized	47	5	2%
Managerial Leave	60	6	2%
Miscellaneous	126	12	5%
Non-Paid	10	1	0%
Sick Leave	674	66	26%
<b>Grand Total</b>	<b>2,568</b>	<b>254</b>	<b>100%</b>

### Unscheduled Absence Overview - October 2017



Absence Category Description	Absence Hours	Absence Days	% Total
AB47	24	3	1%
FMLA	516	58	20%
Industrial	1,675	163	56%
Late/Unauthorized	21	2	1%
Managerial Leave	60	6	2%
Miscellaneous	72	8	3%
Non-Paid	0	0	0%
Sick Leave	514	51	18%
<b>Grand Total</b>	<b>2,882</b>	<b>290</b>	<b>100%</b>

# BART PD OVERTIME MONTHLY REPORT

## October 2018

Activity Name	Activity ID	2017			2018		
		Overtime10	Overtime15	Overtime20	Overtime10	Overtime15	Overtime20
EVOC Training	EVOC	0	0	0	0	5,147	5,233
Admin	ADMIN	0	623	0	0	422	0
Admin Pool CapRR	ADMIN	0	623	0	0	422	0
AdminSuppor to be allocated	ADMIN	0	623	0	0	422	0
Administration	ADMIN	0	623	0	0	422	0
Adv Officer Training	ADVOF	0	2,328	407	0	22,138	16,163
BART Labor	BLABR	0	0	0	0	542	0
BF OT Admin Leave BPD	BFALV	0	0	0	0	1,250	0
BF OT Discr Day BPD	BFDSC	0	2,433	0	0	2,406	1,221
BF OT Industrial Leave BPD	BFILV	0	3,710	3,922	0	3,317	6,867
BF OT Minimum Rest	BFRST	0	710	0	0	403	1,428
BF OT Patrol TRN	BFTRN	602	791	4,926	0	894	611
BF OT Recovery Day	BFRCV	0	13,451	20,095	471	10,362	25,550
BF OT Training BPD	BFTRN	602	791	4,926	0	894	611
BF OT Vacancy BPD	BFVCN	0	12,432	7,656	0	27,932	29,041
BF OT Vacation BPD	BFVAC	704	38,603	73,358	4	35,607	37,360
BF Sick/FMLA/Brvment	BFSLV	0	7,252	9,523	346	13,462	16,953
Backfill for Negotiations	BCKFL	0	0	0	0	0	1,484
Boardroom Security	BRDRM	0	2,687	0	0	862	2,022
COPPS Project/Event	COPPS	1	1,894	2,151	0	2,379	0
Calendar Year 2017	CY2017	0	776	1,791	0	0	0
Calendar Year 2018	CY2018	0	0	0	0	0	0
Capital Pool CapRR	ADMIN	0	623	0	0	422	0
Coliseum Events	CEOPS	0	10,519	26,921	0	9,640	13,693
Court Appearance	COURT	0	1,126	0	0	978	552
Crowd Ctrl for Spec	CROWD	0	546	3,532	0	0	0
Detectives Unit OT	INVST	0	6,063	1,874	0	752	239
EMS/OWS Pltfrm Detail	PLTFM	461	9,179	11,215	0	3,997	2,217
Evidence Collection	EVIDN	0	468	0	0	296	1,407
Explorer Advisors	EXPLR	0	2,549	0	0	1,634	0
Final Design	FDSGN	0	1,493	824	0	1,687	1,971

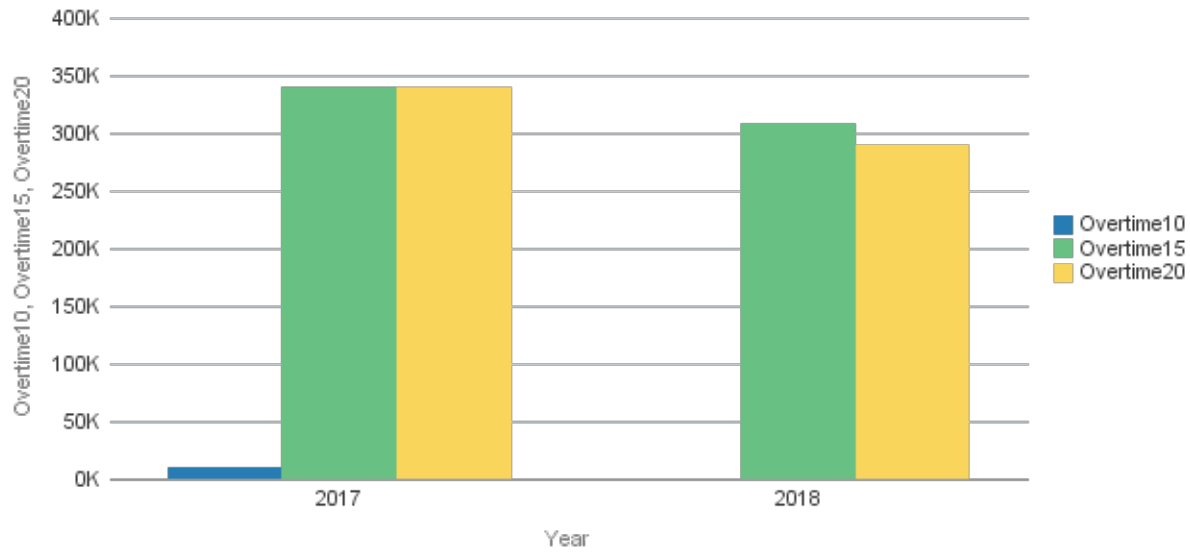
Fire Alarms	FIREA	2,970	33,412	30,440	0	0	0
Fire Watch	FIRE1	0	1,157	0	0	0	0
Fleet Week	FLEET	0	0	0	0	2,067	7,720
Held Over/Late Case	HLDOV	0	12,419	1,082	0	19,888	89
IA Unit Overtime	IAUNT	0	3,643	4,491	0	3,743	0
Jnt Terrorism Tskfrce	JTTFO	0	778	934	0	0	0
MTC SECURITY	MTCSC	0	0	0	0	675	1,264
Meeting Attendance	MTNGS	220	4,421	0	0	1,872	0
Mgr of Sec Programs	SECPR	0	1,744	166	0	623	0
Mutual Aid Fire	FIREA	2,970	33,412	30,440	0	0	0
Operating	OPER	0	0	0	0	34,027	40,804
	OPRTN	720	31,829	18,932	128	19,860	11,750
P&T Unit Overtime	PTUNT	0	22,496	8,172	0	3,818	3,946
Police Admin OT	PADMN	0	10,036	1,889	0	17,828	2,366
Protest Event Charge Code	PROTE	0	0	0	0	0	0
Ptrl Special Enforcement	SPECL	1,250	53,509	54,753	403	32,377	28,310
SF STA CLN SEC	DSFCS	0	0	0	0	4,900	14,336
SWAT Team Expenses	SWATT	0	0	4,309	0	954	0
SWAT Team Training	SWATT	0	0	4,309	0	954	0
Special Events	SPEVN	0	2,316	0	0	727	1,866
TSATestBed	TSATB	0	0	0	0	1,801	0
Training	TRNNG	0	0	0	0	1,454	0
Training Other	TRNOT	0	3,788	4,861	0	8,006	5,864
Union Business	UNBUS	474	2,462	2,271	1	4,196	6,969
		<b>10,974</b>	<b>340,340</b>	<b>340,170</b>	<b>1,353</b>	<b>308,460</b>	<b>289,908</b>

**October**

**691,484**

**599,721**

### Overtime10, Overtime15, Overtime20





## Communications Center - 2018

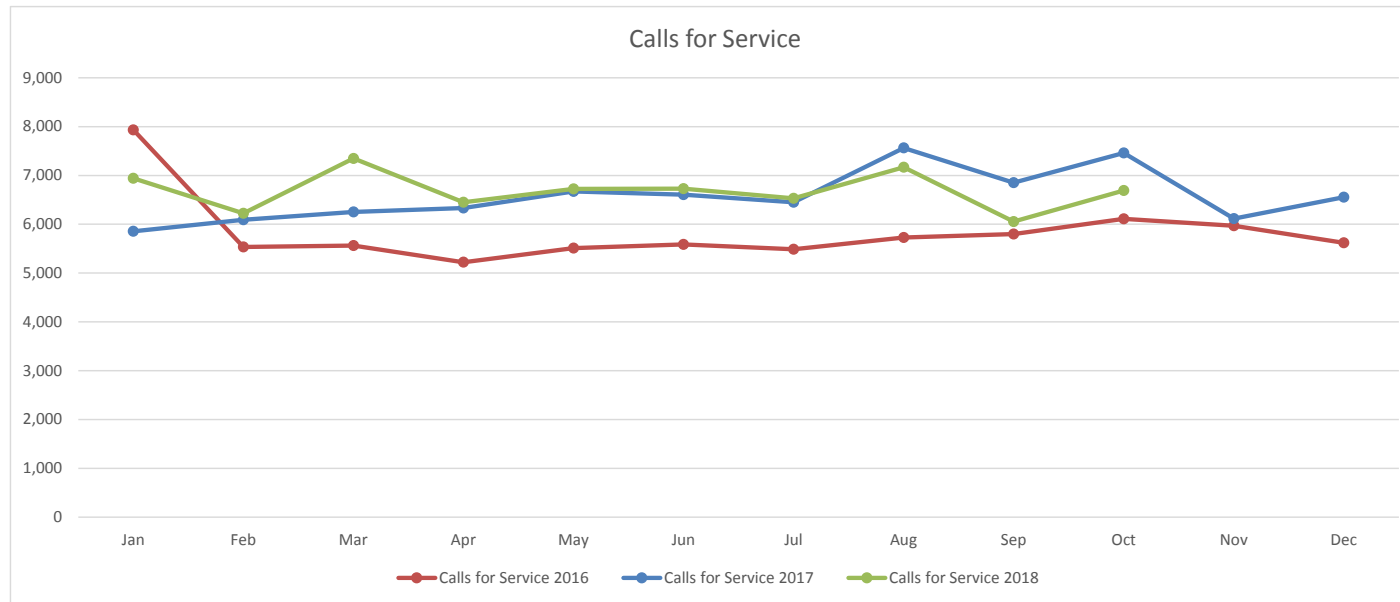
	Jan	Feb	Mar	Apr	May	Jun	Jul	Aug	Sep	Oct	Nov	Dec	YTD
Calls for Service	6,941	6,222	7,349	6,452	6,724	6,729	6,529	7,168	6,055	6,690			66,859
YTD 2018	6,941	13,163	20,512	26,964	33,688	40,417	46,946	54,114	60,169	66,859			
Priority 1 Calls	192	180	183	214	214	216	223	202	190	209			2,023
YTD 2018	192	372	555	769	983	1,199	1,422	1,624	1,814	2,023			
Medical Emergencies	414	310	344	373	386	375	341	405	342	361			3,651
YTD 2018	414	724	1,068	1,441	1,827	2,202	2,543	2,948	3,290	3,651			

## Communications Center - 2017

	Jan	Feb	Mar	Apr	May	Jun	Jul	Aug	Sep	Oct	Nov	Dec	YTD
Calls for Service	5,855	6,093	6,250	6,331	6,670	6,605	6,448	7,562	6,850	7,460	6,117	6,553	78,794
YTD 2017	5,855	11,948	18,198	24,529	31,199	37,804	44,252	51,814	58,664	66,124	72,241	78,794	
Priority 1 Calls	214	192	194	182	209	234	210	185	174	204	154	176	2,328
YTD 2017	214	406	600	782	991	1,225	1,435	1,620	1,794	1,998	2,152	2,328	
Medical Emergencies	425	327	357	344	367	385	376	344	356	387	387	463	4,518
YTD 2017	425	752	1,109	1,453	1,820	2,205	2,581	2,925	3,281	3,668	4,055	4,518	

## Communications Center - 2016

	Jan	Feb	Mar	Apr	May	Jun	Jul	Aug	Sep	Oct	Nov	Dec	YTD
Calls for Service	7,934	5,536	5,563	5,221	5,511	5,587	5,488	5,726	5,797	6,111	5,970	5,621	70,065
YTD 2016	7,934	13,470	19,033	24,254	29,765	35,352	40,840	46,566	52,363	58,474	64,444	70,065	
Priority 1 Calls	177	151	171	154	177	156	180	181	177	178	178	157	2,037
YTD 2016	177	328	499	653	830	986	1,166	1,347	1,524	1,702	1,880	2,037	
Medical Emergencies	305	277	334	315	305	304	281	278	334	313	307	389	3,742
YTD 2016	305	582	916	1,231	1,536	1,840	2,121	2,399	2,733	3,046	3,353	3,742	



# BART Watch - 2018

	Jan	Feb	Mar	Apr	May	Jun	Jul	Aug	Sep	Oct	Nov	Dec	YTD
Suspicious Activity	235	212	213	262	202	244	221	380	287	346			2,602
Crime in Progress	177	151	194	257	226	188	168	235	206	213			2,015
Illegally Parked Vehicle	24	24	16	38	10	19	35	24	39	38			267
Vandalism	60	68	102	67	75	111	47	103	93	90			816
Unattended Bag or Package	44	50	44	42	32	41	48	86	44	45			476
Sexual Assault/Lewd Behavior	36	71	52	29	47	37	60	49	53	67			501
Report a Crime Tip	60	44	51	54	40	55	60	88	42	51			545
Robbery/Theft	28	22	21	35	30	29	45	37	43	38			328
Unsecure Door	19	7	14	9	10	10	17	13	7	15			121
Disruptive Behavior	1167	1111	1408	1314	1367	1224	1114	1727	1392	1761			13,585
Panhandling	172	177	223	155	214	144	140	228	132	146			1,731
<b>Total</b>	<b>2022</b>	<b>1937</b>	<b>2338</b>	<b>2262</b>	<b>2253</b>	<b>2102</b>	<b>1955</b>	<b>2970</b>	<b>2338</b>	<b>2810</b>			<b>22,987</b>

Total Downloads: 64,075

Total Reports Made

Anonymous: 39.81%

Non-Anonymous: 60.19%

## Statistics

Statistics	Six Week Average	11/19-11/25	11/12-11/18	11/05-11/11	10/29-11/04	10/22-10/28	10/15-10/21
Alerts Sent	0.00	0	0	0	0	0	0
Description	<i>The total number of alerts sent.</i>						
Incoming Reports	454.50	295	424	530	533	472	473
Description	<i>The number of reports sent from users.</i>						
Replies to Reports	548.00	460	587	551	581	551	558
Description	<i>The number of replies sent to users from ELERTS EPICenter console.</i>						

Report Type	# of Reports (all time)	
Disruptive Behavior (A)	21847	42.81%
[none selected]	5413	10.61%
Panhandling (A)	4560	8.94%
Suspicious Activity (A)	4497	8.81%
Other (D)	3082	6.04%
Crime in Progress (A)	3082	6.04%
Panhandling or Disruptive Behavior (D)	1967	3.85%
Vandalism (A)	1717	3.36%
Unattended Bag or Package (A)	1259	2.47%
Report a Crime Tip (A)	1031	2.02%
Illegally Parked Vehicle (A)	860	1.69%
Sexual Assault / Lewd Behavior (A)	804	1.58%
Robbery / Theft (A)	550	1.08%
Unsecure Door (A)	304	0.60%
Human Trafficking (A)	45	0.09%
Text a Tip (A)	10	0.02%
Total	51028	100 %
(A) Active   Disabled (D)		

Identification	Total
Anonymous	39.81 %
Description	<i>Reports sent anonymously.</i>
Non-Anonymous	60.19 %
Description	<i>Reports sent non-anonymously.</i>

App Statistics (including tests)	
Total Messages (iOS)	66113
Description	<i>Reports and replies via iOS devices.</i>
Total Messages (Android)	31384
Description	<i>Reports and replies via Android devices.</i>
Total Messages (SMS)	4
Description	<i>Reports and replies via SMS.</i>

TEST-THIS IS ONLY A TEST	# of Reports (all time)
TEST Report Total	7382

Top SMS Users	
Phone Number	Number of Reports
5103685574	1
5109789702	1
5108215151	1
4849860547	1

**BART PD DIVERSITY MONTHLY REPORT (BPMA/NR)**

**As of 11/28/18**

+

<u>ETHNICITY</u>		<u>S</u>		<u>C</u>	
White	48% 23	44%	17	67%	6
Black	17% 8	18%	7	11%	1
Asian	17% 8	18%	7	11%	1
Hispanic	19% 9	21%	8	11%	1
American/ Indian	0% 0	0%	0	0%	0
Native Hawaiian/Pac Island	0% 0	0%	0	0%	0
<b>Total:</b>	<b>100% 48</b>	<b>100%</b>	<b>39</b>	<b>100%</b>	<b>9</b>

<u>DEMOGRAPHIC</u>		<u>S</u>		<u>C</u>	
Female	22% 12	21%	8	44%	4
Male	75% 36	79%	31	56%	5
<b>Total:</b>	<b>100% 48</b>	<b>100%</b>	<b>39</b>	<b>100%</b>	<b>9</b>

<u>CLASSIFICATION</u>	
Sworn	81% 39
Civilian	19% 9
<b>Total:</b>	<b>100% 48</b>



# Proof of Payment Ordinance

As stated in the Proof of Payment Ordinance:

The annual loss of revenue due to evasion of the payment of a fare while riding BART justifies the adoption of reasonable regulations to ensure compliance with fare payment requirements. It is the intention of this ordinance to reduce fare evasion and the revenue loss due to fare evasion.



\*SFGate photo



# Proof of Payment Team



## Purpose:

- Deter Fare Evasion (estimated at \$15M to 25M/year)
- Customer Equity (everyone pays their fair share)
- Uniformed Presence in Stations and on Trains
- Perpetuate Civility within BART Environment



# Proof of Payment Ordinance

## Initial Implementation

- Signage installed
- Public Education Campaign
- Media outreach
- Social media outreach
- Fare Inspectors issued 7,643 advisories and warnings, January through February 2018







# Proof of Payment Status Updates



- November 2017 - Ordinance adopted
- January 2018 - Ordinance in effect
- January 2018 - 6 Fare Inspectors deployed
- September 2018 - Board unfroze 2 Fare Inspector positions and approved an additional 8 Fare Inspector positions, to expand coverage to nights and weekends



# Proof of Payment Ordinance

## Fare Inspection Protocol

- In paid area:
  - Trains
  - Platforms
  - Stair and escalator landings
  - Elevators (may also check when exiting paid area)
- Systematic approach, as required by the ordinance
  - Fare Inspectors check one person and then check the next nearest person
  - All violations result in a citation, no discretionary warnings





# Proof of Payment Ordinance

## Citation Provisions

- Civil Citations issued for first 2 violations in any 12 month period, a third violation in 12 months will result in an infraction criminal citation
- Persons issued a civil citation may pay the fine, perform community service, or contest through an appeal in writing or in person
- Delinquent fines will be submitted to the Franchise Tax Board's Interagency Intercept Collection Program. The owed amount is collected from the debtors personal income tax, lottery winnings, or unclaimed property disbursements.



# Proof of Payment Ordinance

## Citation Processing/Fine Collection

- Initially processed by police department staff
- July 12, 2018 – Board approved contract for DataTicket to process citations
- Processing Timetable
  - Citation issued and processed, notice mailed, 28 days to pay, request community service, or appeal
  - If not addressed within 28 days, late fee incurred, notice sent, 28 days to pay initial fine plus late fee
  - If no payment with late fee sent within 56 days, DataTicket processes the citation and sends to Franchise Tax Board (approximately 30 day process)



# Proof of Payment Ordinance

## Accountability Measures

- Systematic approach, eliminating Fare Inspector discretion to avoid bias
- Routine supervisory observation
- Body Worn Camera required on all contacts
- Office of Independent Police Auditor audits Fare Inspection videos



# Proof of Payment Ordinance

## Distribution of Proof of Payment Activities

- Fare inspectors have conducted proof of payment activities at all BART stations (except San Mateo County)
- Proof of payment train activities have been conducted on trains, all lines except San Mateo County



Office of the  
**INDEPENDENT  
POLICE AUDITOR**

BAY AREA RAPID TRANSIT DISTRICT

# MONTHLY REPORT

November 2018

---

Issue date: December 10, 2018

This report is filed pursuant to the BART Citizen Oversight Model, Chapter 1-05 (A), which requires the Office of the Independent Police Auditor (OIPA) to submit reports to the BART Police Citizen Review Board (BPCRB). This report provides information for the period **November 1, 2018 through November 30, 2018**.<sup>1</sup>

The Quantitative Report includes all complaints received and administrative investigations initiated by both OIPA and the BART Police Department (BPD) Internal Affairs Bureau.

## QUANTITATIVE REPORT

	Cases Filed <sup>2</sup>	Open Cases <sup>3</sup>	OIPA Investigations Concluded <sup>4</sup>	Cases Appealed to OIPA <sup>5</sup>	Cases Appealed by BPCRB <sup>6</sup>
November 2017	11	32	0	1	0
December 2017	9	34	1	0	0
January 2018	7	32	0	0	0
February 2018	10	34	0	1	0
March 2018	6	35	1	0	0
April 2018	13	49	0	0	0
May 2018	6	51	1	0	0
June 2018	10	56	0	0	0
July 2018	8	54	0	0	0
August 2018	14	64	1	0	0
September 2018	9	69	1	0	0
October 2018	10	69	1	0	0
November 2018	13	69	1	0	0

### TYPES OF CASES FILED

Citizen Complaints (Formal)	9
Informal Complaints <sup>7</sup>	4
Administrative Investigations	0
<b>TOTAL</b>	<b>13</b>

### CITIZEN COMPLAINTS RECEIVED PER DEPARTMENT<sup>8</sup>

OIPA	2
BART Police Department	7
<b>TOTAL</b>	<b>9</b>



## COMPLAINTS/INVESTIGATIONS INITIATED DURING REPORTING PERIOD

During November 2018, **2 Citizen Complaints** were received by OIPA:

Complaint # (IA Case #)	Nature of Complaint	Action Taken	Days Elapsed Since Complaint Filed
1 (OIPA #18-44) (IA2018-095)	Officers #1-4: • Force • Arrest or Detention	OIPA initiated an investigation	40
2 (OIPA #18-45) (IA2018-103)	Officers #1-2: • Conduct Unbecoming an Officer • Policy/Procedure • Performance of Duty	OIPA notified BPD, which initiated an investigation.	21

During November 2018, **6 Citizen Complaints (Formal)** were received by BPD:

Complaint # (IA Case #)	Nature of Complaint	Action Taken	Days Elapsed Since Complaint Filed
1 (IA2018-096)	Employee #1: • Courtesy	BPD initiated an investigation.	40
2 (IA2018-099)	Officers #1-2: • Force	BPD initiated an investigation.	40
3 (IA2018-100)	Officers #1-4: • Force • Bias-Based Policing	BPD initiated an investigation.	29
4 (IA2018-102)	Officer #1: • Force • Conduct Unbecoming an Officer • Policy/Procedure	BPD initiated an investigation.	35
5 (IA2018-104)	Officer #1: • Force • Bias-Based Policing • Search or Seizure • Conduct Unbecoming an Officer	BPD initiated an investigation.	20
6 (IA2018-105)	Officers #1-2: • Bias-Based Policing • Policy/Procedure (Count 1)  Officer #1: • Policy/Procedure (Count 2)  Officer #2: • Force • Conduct Unbecoming an Officer	BPD initiated an investigation.	13

During November 2018, **4 Informal Complaints** were received by BPD:

Complaint # (IA Case #)	Nature of Allegations	Action Taken	Days Elapsed Since Investigation Initiated
1 (IA2018-097)	Officer #1: • Conduct Unbecoming an Officer	BPD initiated a Supervisor Referral. <sup>9</sup>	33
2 (IA2018-098)	Officers #1-2: • Conduct Unbecoming an Officer	BPD initiated a Supervisor Referral.	38
3 (IA2018-106)	Employee #1: • Conduct Unbecoming	BPD initiated a Supervisor Referral.	11
4 (IA2018-107)	Employee #1: • Performance of Duty	BPD initiated a Supervisor Referral.	10

### COMPLAINTS/INVESTIGATIONS INITIATED DURING A PRIOR REPORTING PERIOD

During October 2018, **1 Citizen Complaint (Informal)** was received by BPD but not previously reported:

Complaint # (IA Case #)	Nature of Complaint	Action Taken	Days Elapsed Since Complaint Filed
1 (IA2018-101)	Employee #1: • Conduct Unbecoming	BPD initiated an investigation.	52

### COMPLAINTS/INVESTIGATIONS CONCLUDED DURING REPORTING PERIOD

During November 2018, **1 Complaint Investigation** was concluded by OIPA:

Complaint # (OIPA Case #) (IA Case #)	Nature of Complaint	Disposition	Days Elapsed Since Complaint Filed	Days Taken to Complete Investigation
1 (OIPA #18-15) (IA2018-028)	Officers used excessive force during detention and arrest.	Officers #1-2: • Force – Exonerated	234	202

During November 2018, **6 Citizen Complaints (Formal)** were concluded by BPD:

Complaint # (IA Case #)	Nature of Complaint	Disposition	Days Elapsed Since Complaint Filed	Days Taken to Complete Investigation
1 (IA2018-003)	Officer harassed complainant and contacted complainant in retaliation for submission of a prior complaint against officer.	Officer #1: <ul style="list-style-type: none"> <li>• Arrest or Detention – Exonerated</li> <li>• Conduct Unbecoming an Officer – Unfounded</li> </ul>	341	314
2 (IA2018-017)	Officers accosted subject and acted outside the bounds of their authority.	Officers #1-2: <ul style="list-style-type: none"> <li>• Conduct Unbecoming an Officer – Administratively Closed</li> </ul>	291	267
3 (IA2018-023)	Officers improperly placed subject on mental health hold.	Officers #1-2: <ul style="list-style-type: none"> <li>• Performance of Duty – Sustained</li> </ul>	249	235
4 (IA2018-031)	Officers were rude and unprofessional and one officer improperly detained complainant.	Officers #1-2: <ul style="list-style-type: none"> <li>• Conduct Unbecoming an Officer – Unfounded</li> </ul> Officer #2: <ul style="list-style-type: none"> <li>• Arrest or Detention – Exonerated</li> </ul>	235	204
5 (IA2018-045)	Officer improperly detained complainant.	Officer #1: <ul style="list-style-type: none"> <li>• Arrest or Detention – Exonerated</li> </ul>	185	161
6 (IA2018-092)	Officer was rude and unprofessional.	Officer #1: <ul style="list-style-type: none"> <li>• Conduct Unbecoming an Officer – Supervisor Referral</li> </ul>	49	19

During November 2018, **2 Informal Complaints** were addressed by BPD:

Complaint # (IA Case #)	Nature of Complaint	Disposition	Days Elapsed Since Complaint Filed	Days Taken to Complete Investigation
1 (IA2018-059)	Employee was discourteous to complainant.	Employee #1: <ul style="list-style-type: none"> <li>• Conduct Unbecoming an Officer – Supervisor Referral</li> </ul>	144	131
2 (IA2018-089)	Employee was discourteous to complainant.	Employee #1: <ul style="list-style-type: none"> <li>• Courtesy – Supervisor Referral</li> </ul>	54	22

During November 2018, **3 Administrative Investigations** were concluded by BPD:

Investigation # (IA Case #)	Nature of Allegations	Disposition	Days Elapsed Since Investigation Initiated	Days Taken to Address Allegation
1 (IA2017-111)	Officers used unnecessary or excessive force against subject.	Officers #1-2: • Force – Exonerated	395	363
2 (IA2018-026)	Officer was arrested for driving while intoxicated while off duty.	Officer #1: • Criminal Conduct – Sustained • Conduct Unbecoming an Officer – Sustained	240	202
3 (IA2018-057)	Officer used unnecessary or excessive force against subject and violated BPD policy regarding use of the baton.	Officer #1: • Force – Exonerated • Policy/Procedure – Exonerated	146	114

#### INVESTIGATIONS COMPLETED DURING A PRIOR REPORTING PERIOD

During October 2018, **1 Informal Complaint** was completed by BPD:

Complaint # (IA Case #)	Nature of Complaint	Disposition	Days Elapsed Since Complaint Filed	Days Taken to Complete Investigation
2 (IA2018-074)	Officer was rude to complainant.	Officer #1: • Conduct Unbecoming an Officer – Supervisor Referral	109	63

#### DISCIPLINE ISSUED DURING REPORTING PERIOD

During November 2018, BPD took the following actions in cases where one or more allegations of misconduct were sustained:

Case #	Nature of Sustained Allegation(s)	Classification of Sustained Allegation(s)	Action Taken
1	Officer did not properly document a law enforcement contact.	Officer #1: • Policy/Procedure (AXON Camera)	Officer #1: • Letter of Discussion
2	Officer did not properly document a law enforcement contact.	Officer #1: • Policy/Procedure (AXON Camera)	Officer #1: • Letter of Discussion

3	Officer did not properly document a law enforcement contact.	Officer #1: • Policy/Procedure (AXON Camera)	Officer #1: • Letter of Discussion
4	Officer did not properly document a law enforcement contact.	Officer #1: • Policy/Procedure (AXON Camera)	Officer #1: • Letter of Discussion
5	Officer did not properly document a law enforcement contact.	Officer #1: • Policy/Procedure (AXON Camera)	Officer #1: • Letter of Discussion
6	Officers did not properly document a law enforcement contact.	Officers #1-2: • Policy/Procedure (AXON Camera)	Officer #1: • Letter of Discussion  Officer #2: • Oral Counseling

### ADDITIONAL NOTES

In accordance with the BART Citizen Oversight Model (Model), OIPA investigates certain complaints, conducts complainant-initiated appeals, and also monitors and/or reviews complaint investigations conducted by BPD. Though potentially work-intensive, some complaint investigation reviews are completed informally, with any concerns being addressed through a conference with BPD's Internal Affairs investigators. Noting the various kinds of work that OIPA undertakes with regard to complaints and investigations, the following chart includes some of the pending cases in which OIPA is involved as of the end of this reporting period.

Investigations Being Conducted	9
Complainant-Initiated Appeals	0
BPD-Initiated Appeals	0
Investigations Being Monitored	25
Investigations Reviewed During Current Month	18†

†This number does not include all OIPA reviews, as OIPA commonly looks at a variety of cases in the Internal Affairs database to obtain updates on both pending and completed investigations.

The Model provides that OIPA shall have authority to require follow-up investigation into any citizen complaint or allegation that is handled by BPD. The OIPA Monthly Report will reflect information regarding monitored cases with detail not to exceed that which is allowable under state law. The investigations reviewed by OIPA during the period did not generate any notable recommendations for revisions or additional investigation.<sup>10</sup>

<sup>1</sup> In addition to reporting on complaints received by the BART Police Department, the Citizen Oversight Model requires reporting on all complaints received by the "Citizen Board, Office of the District Secretary, and other District departments." As complaints received by the BART Police Citizen Review Board are customarily directed to OIPA for further action, such complaints are included in the Quantitative Report above; OIPA is also made aware of additional complaints about the BART Police Department by the Office of the District Secretary or other District departments.

<sup>2</sup> This number includes all Citizen Complaints filed against members of the BART Police Department, as well as Administrative Investigations generated internally by BART Police Department members (as opposed to being filed by a citizen). This number also includes previously completed cases that have been re-opened during the current reporting period.

<sup>3</sup> This number indicates all investigations that are open as of the end of the reporting period. It includes Citizen Complaints (regardless of whether the investigation is being conducted by OIPA, the BART Police Department, or both) and Administrative Investigations.

---

<sup>4</sup> This number includes all cases completed by OIPA during the reporting period for which OIPA's findings are required by the BART Citizen Oversight Model to be submitted to the BART Police Citizen Review Board. It therefore includes independent investigations, as well as reviews of completed BART Police Department investigations initiated via appeal from a complainant. Unless otherwise noted, it does not include reviews of BART Police Department investigations initiated at the discretion of OIPA, which happen commonly and do not always generate a formal report; it also does not include reviews conducted by OIPA of complaint investigations where the complaint was filed with OIPA but did not fall under OIPA's investigative jurisdiction.

<sup>5</sup> This number refers to appeals filed with OIPA by complainants who have been issued the findings of the BART Police Department's internal investigation into their complaint regarding on-duty incidents. OIPA has a responsibility to review such appeals pursuant to the BART Citizen Oversight Model, Chapter 1-04 (E).

<sup>6</sup> This number refers to all appeals initiated by the BART Police Citizen Review Board after receiving and reviewing the findings issued by OIPA in a given case. The routes of all such appeals are described in detail in the BART Citizen Oversight Model, Chapter 1-04 (B) (iv-v).

<sup>7</sup> The BART Police Department defines an Informal Complaint as, "A comment on the actions of a Department employee, where the reporting party expressly states that he or she does not feel that the matter should be formally investigated with the understanding that an Informal Complaint does not hold the potential to result in disciplinary action against the employee." (BART Police Department Policy Manual, Policy 1020.1.1(d)).

<sup>8</sup> It is important to note that OIPA does not separate citizen complaints it receives into "Formal" and "Informal" classifications. This chart reflects all citizen complaints received by OIPA and all Formal Complaints received by the BART Police Department.

<sup>9</sup> A Supervisor Referral refers to an instance involving an Inquiry or an Informal Complaint. An assigned supervisor addresses the issue informally with the involved employee and documents the content of the conversation with a memorandum to IA.

<sup>10</sup> OIPA may submit recommendations to IA regarding minor clerical or record-keeping adjustments which are intended to maintain the integrity of the data collection and record-keeping processes at BPD. These are not considered by OIPA to be substantive recommendations requiring reporting herein.